

# Soil biodiversity: functions, threats and tools for policy makers



February 2010

Europe Direct is a service to help you find answers  
to your questions about the European Union

New freephone number:  
00 800 6 7 8 9 10 11

A great deal of additional information on the European Union is available on the Internet.  
It can be accessed through the Europa server (<http://ec.europa.eu>).

ISBN : 978-92-79-20668-9

doi : 10.2779/14571

© European Communities, 2010

Reproduction is authorised provided the source is acknowledged.

## European Commission DG ENV

### Soil biodiversity: functions, threats and tools for policy makers

[Contract 07.0307/2008/517444/ETU/B1]

### Final report

February 2010

In association with



Contact Bio Intelligence Service S.A.S.

Shailendra Mudgal – Anne Turbé

+ 33 (0) 1 56 20 28 98

[shailendra.mudgal@biois.com](mailto:shailendra.mudgal@biois.com)

[anne.turbe@biois.com](mailto:anne.turbe@biois.com)

## Project Team

### **Bio Intelligence Service**

Shailendra Mudgal

Anne Turbé

Arianna De Toni

Perrine Lavelle

Patricia Benito

### **Institut de Recherche pour le Développement**

Patrick Lavelle

Nuria Ruiz

### **Netherlands Institute of Ecology (NIOO -KNAW)**

Wim H. Van der Putten

Suggested citation for this report:

Anne Turbé, Arianna De Toni, Patricia Benito, Patrick Lavelle, Perrine Lavelle, Nuria Ruiz, Wim H. Van der Putten, Eric Labouze, and Shailendra Mudgal. Soil biodiversity: functions, threats and tools for policy makers. Bio Intelligence Service, IRD, and NIOO, Report for European Commission (DG Environment), 2010.

**Acknowledgement:** A draft version of this report was discussed in a workshop in Brussels with the following invited experts: Richard Bardgett, Antonio Bispo, Katarina Hedlund, Paolo Nannipieri, Jörg Römbke, Marieta Sakalian, Paulo Souza, Jan Szyszko, Katarzyna Turnau. Their valuable comments are hereby gratefully acknowledged.

#### **Disclaimer:**

The project team does not accept any liability for any direct or indirect damage resulting from the use of this report or its content.

This report contains the results of research by the authors and is not to be perceived as the opinion of the European Commission.

## EXECUTIVE SUMMARY

Human societies rely on the vast diversity of benefits provided by nature, such as food, fibres, construction materials, clean water, clean air and climate regulation. All the elements required for these ecosystem services depend on soil, and soil biodiversity is the driving force behind their regulation. With 2010 being the international year of biodiversity and with the growing attention in Europe on the importance of soils to remain healthy and capable of supporting human activities sustainably, now is the perfect time to raise awareness on preserving soil biodiversity. The objective of this report is to review the state of knowledge of soil biodiversity, its functions, its contribution to ecosystem services and its relevance for the sustainability of human society. In line with the definition of biodiversity given in the 1992 Rio de Janeiro Convention<sup>1</sup>, soil biodiversity can be defined as the variation in soil life, from genes to communities, and the variation in soil habitats, from micro-aggregates to entire landscapes.

### → THE IMPORTANCE OF SOIL BIODIVERSITY

#### Soil biodiversity organisation

Soils are home to over one fourth of all living species on earth, and one teaspoon of garden soil may contain thousands of species, millions of individuals, and a hundred metres of fungal networks. Bacterial biomass is particularly impressive and can amount to 1-2 t/ha – which is roughly equivalent to the weight of one or two cows – in a temperate grassland soil.

For the sake of simplicity, this report has divided the organisms and microorganisms that can be found in soil into **three broad functional groups** called chemical engineers, biological regulators and ecosystem engineers.

Most of the species in soil are microorganisms, such as bacteria, fungi and protozoans, which are the **chemical engineers** of the soil, responsible for the decomposition of plant organic matter into nutrients readily available for plants, animals and humans.

Soils also comprise a large variety of small invertebrates, such as nematodes, pot worms, springtails, and mites, which act as predators of plants, other invertebrates or microorganisms, by regulating their dynamics in space and time. Most of these so-called **biological regulators** are relatively unknown to a wider audience, contrary to the larger invertebrates, such as insects, earthworms, ants and termites, ground beetles and small mammals, such as moles and voles, which show fantastic adaptations to living in a dark belowground world. For instance, about 50 000 mite species are known, but it has been estimated that up to 1 million species could be included in this group.

---

<sup>1</sup> "Biological diversity" means the variability among living organisms from all sources including, inter alia, terrestrial, marine and other aquatic ecosystems and the ecological complexes of which they are part; this includes diversity within species, between species and of ecosystems.

Earthworms, ants, termites and some small mammals are **ecosystem engineers**, since they modify or create habitats for smaller soil organisms by building resistant soil aggregates and pores. In this way, they also regulate the availability of resources for other soil organisms since soil structures become hotspots of microbial activities. Moles for instance, are capable of extending their tunnel system by 30 cm per hour and earthworms can produce soil casts at rates of several hundreds of tonnes per ha each year.

Chemical engineers, biological regulators and ecosystem engineers act mainly over distinct spatio-temporal scales, which provide a clear framework for management options. This is because the size of organisms strongly determines their spatial aggregation patterns and dispersal distances, as well as their lifetimes, with smaller organisms acting at smaller spatio-temporal scales than larger ones. Thus, chemical engineers are typically influenced by local scale factors, ranging from micrometres to metres and short-term processes, ranging from seconds to minutes. Biological regulators and soil ecosystem engineers, on the other hand, are influenced essentially by factors acting at intermediate spatio-temporal scales, ranging from a few to several hundreds of metres and from days to years. This provides land managers with two distinct management options for soil biodiversity: direct actions on the functional group concerned, or indirect actions at greater spatio-temporal scales than that of the functional group concerned.

#### **Factors influencing soil biodiversity**

The activity and diversity of soil organisms are regulated by a hierarchy of abiotic and biotic factors. The main abiotic factors are climate, including temperature and moisture, soil texture and soil structure, salinity and pH. Overall, climate influences the physiology of soil organisms, such that their activity and growth increases at higher temperatures and soil moistures. As climate conditions differ across the globe and also, in the same places, between seasons, the climatic conditions to which soil organisms are exposed vary strongly. Soil organisms vary in their optimal temperature and moisture ranges, and this variation is life-stage specific, e.g. larvae may prefer other optima than adults. For instance, for springtails, the optimum average temperature for survival is just above 20 °C, and the higher limit is around 50 °C, while some bacteria can survive up to 100 °C in resistant forms. Soil texture and structure also strongly influences the activity of soil biota. For example, medium-textured loam and clay soils favour microbial and earthworm activity, whereas fine textured sandy soils, with lower water retention potentials, are less favourable. Soil salinity, which may increase near the soil surface, can also cause severe stress to soil organisms, leading to their rapid desiccation. However, the sensitivity towards salinity differs among species, and increased salinity may sometimes have positive effects, by making more organic matter available. Similarly, changes in soil pH can affect the metabolism of species (by affecting the activity of certain enzymes) and nutrient availability, and are thereby often lethal to soil organisms. The availability of phosphorus (P), for example, is maximised when soil pH is neutral or slightly acidic, between 5.5 and 7.5.

Soil organisms influence plants and organisms that live entirely aboveground, and these influences take place into two directions. Plants can strongly influence the activity and community composition of microorganisms in the vicinity of their roots (called the rhizosphere). In turn, plant growth may be limited, or promoted by these soil microorganisms. Added to this, plants can influence the composition, abundance and activity of regulators and ecosystem engineers, whereas these

species in turn can influence vegetation composition and productivity. Finally, soil organisms can induce plant defence responses to aboveground pests and herbivores and the aboveground interactions can feed back in a variety of ways to the biodiversity, abundance and activities of the soil organisms. In addition, within the soil food webs, each functional group can be controlled by bottom-up or top-down biotic interactions. Top-down effects are mainly driven by predation, grazing, and mutualist relationships. Bottom-up effects depend largely on competitive interactions for access to resources.

### Services provided by soil biodiversity

Many of the functions performed by soil organisms can provide essential services to human society. Most of these services are supporting services, or services that are not directly used by humans but which underlie the provisioning of all other services. These include nutrient cycling, soil formation and primary production. In addition, soil biodiversity influences all the main regulatory services, namely the regulation of atmospheric composition and climate, water quantity and quality, pest and disease incidence in agricultural and natural ecosystems, and human diseases. Soil organisms may also control, or reduce environmental pollution. Finally, soil organisms also contribute to provisioning services that directly benefit people, for example the genetic resources of soil microorganisms can be used for developing novel pharmaceuticals. More specifically, the contributions of soil biodiversity can be grouped under the six following categories:

- **Soil structure, soil organic matter and fertility:** soil organisms are affected by but also contribute to modifying soil structure and creating new **habitats**. Soil organic matter is an important ‘building block’ for soil structure, contributing to soil aeration, and enabling soils to absorb water and retain nutrients. All three functional groups are involved in the formation and decomposition of soil organic matter, and thus contribute to structuring the soil. For example, some species of fungi produce a protein which plays an important role in soil aggregation due to its sticky nature. The decomposition of soil organic matter by soil organisms releases nutrients in forms usable by plants and other organisms. The residual soil organic matter forms humus, which serves as the main driver of soil quality and fertility. As a result, soil organisms indirectly support the quality and abundance of plant primary production. It should be underlined that soil organic matter as humus can only be produced by the diversity of life that exists in soils – it cannot be man-made. When the soil organic matter recycling and fertility service is impaired, all life on earth is threatened, as all life is either directly or indirectly reliant on plants and their products, including the supply of food, energy, nutrients (e.g. nitrogen produced by the rhizobium bacteria in synergy with the legumes), construction materials and genetic resources. This service is crucial in all sorts of ecosystems, including agriculture and forestry. Plant biomass production also contributes to the water cycle and local climate regulation, through evapo-transpiration.
- **Regulation of carbon flux and climate control:** soil is estimated to contain about 2,500 billion tonnes of carbon to one metre depth. The soil organic carbon pool is the second largest carbon pool on the planet and is formed directly by soil biota or by the organic matter (e.g. litter, aboveground

residues) that accumulates due to the activity of soil biota. Every year, soil organisms process 25,000 kg of organic matter (the weight of 25 cars) in soil in a surface area equivalent to a soccer field.

Soil organisms increase the soil organic carbon pool through the decomposition of dead biomass, while their respiration releases carbon dioxide (CO<sub>2</sub>) to the atmosphere. Carbon can also be released to the atmosphere as methane, a much more powerful greenhouse gas than CO<sub>2</sub>, when soils are flooded or clogged with water. In addition, part of the carbon may leak from soils to other parts of the landscape or to other pools, such as the aquatic pool. Peatlands and grasslands are among the best carbon storage systems in Europe, while land-use change, through the conversion of grasslands to agricultural lands, is responsible for the largest carbon losses from soils.

Although planting trees is often advocated to control global warming through CO<sub>2</sub> fixation, far more organic carbon is accumulated in the soil. Therefore, besides reducing the use of fossil fuels, managing soil carbon contents is one of the most powerful tools in climate change mitigation policy. The loss of soil biodiversity, therefore, will reduce the ability of soils to regulate the composition of the atmosphere, as well as the role of soils in counteracting global warming.

- **Regulation of the water cycle:** soil ecosystem engineers affect the infiltration and distribution of water in the soil, by creating soil aggregates and pore spaces. Soil biodiversity may also indirectly affect water infiltration, by influencing the composition and structure of the vegetation, which can shield-off the soil surface, influence the structure and composition of litter layers and influence soil structure by rooting patterns. It has been observed that the elimination of earthworm populations due to soil contamination can reduce the water infiltration rate significantly, in some cases even by up to 93%. The diversity of microorganisms in the soil contributes to water purification, nutrient removal, and to the biodegradation of contaminants and of pathogenic microbes. Plants also play a key role in the cycling of water between soil and atmosphere through their effects on (evapo-) transpiration. The loss of this service will reduce the quality and quantity of ground and surface waters, nutrients and pollutants (such as pesticides and industrial waste) may no longer be degraded or neutralised. Surface runoff will increase, augmenting the risks of erosion and even landslides in mountain areas, and of flooding and excessive sedimentation in lowland areas. Each of these losses can result in substantial costs to the economy. These costs can be linked to the need for building and operating more water purification plants, remediation costs, and ensuring measures to control erosion and flooding (e.g. the need to increase the height of dikes in lowland areas).
- **Decontamination and bioremediation:** chemical engineers play a key role in bioremediation, by accumulating pollutants in their bodies, degrading pollutants into smaller, non-toxic molecules, or modifying those pollutants into useful metabolic molecules (e.g. taking several months in the case of hydrocarbons, but much more for other molecules). Humans often use



these remediation capacities of soil organisms to directly engineer bioremediation, whether *in situ* or *ex situ*, or by promoting microbial activity. Phyto-remediation, which is indirectly mediated by soil organisms, is also useful to remove persistent pollutants and heavy metals.

Soil pollution is a major and acute problem in many areas of the EU, and all alternatives to bioremediation (physical removal, dilution, and treatment of the pollutants) are both technically complex and expensive. Microbial bioremediation is a relatively low-cost option, able to destroy a wide variety of pollutants and yielding non-toxic residues. Moreover, the microbial populations regulate themselves, such that when the concentration of the contaminant declines so does their population. However, to date, microbial bioremediation cannot be applied to all contaminants and remains a long-term solution. Microbial remediation differs from phyto-remediation in a way that it transforms the pollutant instead of accumulating it in a different compartment. The loss of soil biodiversity would reduce the availability of microorganisms to be used for bioremediation.

- **Pest control:** soil biodiversity promotes pest control, either by acting directly on belowground pests, or by acting indirectly on aboveground pests. Pest outbreaks occur when microorganisms or regulatory soil fauna are not performing efficient control. Ecosystems presenting a high diversity of soil organisms typically present a higher natural control potential, since they have a higher probability of hosting a natural enemy of the pest. Interestingly, in natural ecosystems, pests are involved in the regulation of biodiversity. Soil-borne pathogens and herbivores control plant abundance, which enhances plant diversity. Invasive exotic plants that are highly abundant may have become released from their soil-borne controls.

Efficient pest control is essential to the production of healthy crops, and the impairment of this service can have important economic costs, as well as food-safety costs. Ensuring efficient natural pest control avoids having to use engineered control methods, such as pesticides, which have both huge economic and ecological costs. The use of pesticides, for instance, can be at the origin of a loss of more than 8 billion dollars per year due to environmental and societal damages. In natural ecosystems, the loss of pathogenic and root-feeding soil organisms will cause a loss of plant diversity and will enhance the risk of exotic plant invasions. Changes in vegetation also influence aboveground biodiversity. Loss of this ecosystem service, therefore, will cause loss of biodiversity in entire natural ecosystems.

- **Human health:** soil organisms, with their astonishing diversity, are an important source of chemical and genetic resources for the development of new pharmaceuticals. For instance, many antibiotics used today originate from soil organisms, for example penicillin, isolated from the soil fungus *Penicillium notatum* by Alexander Fleming in 1928, and streptomycin, derived in 1944 from a bacteria living in tropical soil. Given that antibiotic resistance develops fast, the demand for new molecules is unending. Soil biodiversity can also have indirect impacts on human health. Land-use change, global warming, or other disturbances to soil

systems can release soil-borne infectious diseases and increase human exposure to those diseases. Finally, disturbed soil ecosystems may lead to more polluted soils or less fertile crops, all of which, if they reach large proportions, can indirectly affect human health, for example through intoxication of contaminated food or massive migrations.

Loss of soil biodiversity, therefore, could reduce our capacity to develop novel antibiotic compounds, it could enhance the risk of infectious diseases, and it could increase the risk for humans to ingest toxic or contaminated food.

### **The economic value of soil biodiversity**

In order to allow for performing cost-benefit analyses for measures to protect soil biodiversity, some economic estimates of the ecosystem services delivered by soil biodiversity need to be provided. Several approaches exist. The valuation can be based on the prices of the provided final products, such as food, fibres or raw materials, or be based on the stated or revealed preference. The stated preference methods rely on survey approaches permitting people to express their willingness-to-pay for (or willingness-to-accept) the services provided by biodiversity and its general contribution to the quality of life (e.g. aesthetical and cultural value, etc.). Alternatively, cost-based methods can be used, in which the value of a service provided by biodiversity is evaluated through a surrogate product. Thus, the 'damage avoided' cost can be estimated, for instance, which is the amount of money that should be spent to repair the adverse impacts arising in the absence of a functioning ecosystem (e.g. in the case of soil biodiversity, the cost of avoided floods). For instance, the consequences of soil biodiversity mismanagement have been estimated to be in excess of 1 trillion dollars per year worldwide.

### **→ CURRENT THREATS TO SOIL BIODIVERSITY**

#### **Soil degradation**

The majority of human activities result in soil degradation, which impacts the services provided by soil biodiversity. Soil organic matter depletion and soil erosion are influenced by inappropriate agricultural practices, over-grazing, vegetation clearing and forest fires. It has been observed, for example, that land without vegetation can be eroded more than 120 times faster than land covered by vegetation, which can thus lose less than 0.1 tonne of soil per ha/y. The activity and diversity of soil organisms are directly affected by the reduction of soil organic matter content, and indirectly by the reduction in plant diversity and productivity. Inappropriate soil irrigation practices may also lead to soil salinisation. When salinity increases, organisms either enter an inactive state or die off. An important portion of European soils have high (28%) to very high (9%) risks of compaction. Soil compaction impairs the engineering action of soil ecosystem engineers, resulting in further compaction. This has dramatic effects on soil organisms, by reducing the habitats available for them, as well as their access to water and oxygen. Even more dramatic for soils, sealing caused by urbanisation leads to a slow death of soil communities, by cutting off all water and soil organic matter inputs to belowground communities, and by putting pressure on the remaining open soils for performing all the ecosystem services.

### **Land use management**

Grassland soils are the soils that present the richest biodiversity, before forests and cropped or urban lands. Within rural lands, soil biodiversity tends to decrease with the increasing intensification of farming practices (e.g. use of pesticides, fertilisers, heavy machinery). However, not all soil management practices have a negative impact on soil biodiversity and related services. While in general chemical treatments and tillage aimed at improving soil fertility trade off with soil carbon storage and decontamination services, in contrast mulching, composting and crop rotations all contribute to improve soil structure, water transfer and carbon storage.

Europe has experienced drastic land-use changes throughout its history, which have shaped the communities of soil organisms found today. Fast and rapid land-use changes are still occurring today, towards increased urbanisation and intensification of agriculture, but also towards forest growth. Soil biodiversity can only respond slowly to land-use changes, so that ecosystem services under the new land uses may remain sub-optimal for a long time (e.g. reduced decomposition of soil organic matter). Land conversion, from grassland or forest to cropped land, results in rapid loss of soil carbon, which indirectly enhances global warming. It may also reduce the water regulation capacity of soils and their ability to withstand pests and contamination. The current urbanisation and enlargement of cities creates cold spots of soil ecosystem services, and one of the challenges is to free soils in urban environments, for example by semi-opening pavement, green roofs and by avoiding excessive soil sealing and a much stronger focus on the re-use of land, e.g. abandoned industrial sites (brownfield development).

### **Climate change**

Global climate change is already a well-known fact and it is expected to result in a further increase of 0.2°C per decade over the next two decades, along with a modification in the rate and intensity of precipitations. As such, climate change is likely to have significant impacts on all services provided by soil biodiversity. It will typically result in higher CO<sub>2</sub> concentrations in the air, modified temperatures and precipitation rates, all of which will modify the availability of soil organic matter. These changes will thus significantly affect the growth and activity of chemical engineers, with implications for carbon storage, nutrient cycling and fertility services. For this reason it is of particular relevance that the 2009 (recently adopted) EU White Paper establishes a framework for action to strengthen the EU's resilience to cope with the impacts of a changing climate. Water storage and transfer may also be affected through a modification of plant diversity and of the engineering activity of soil organisms. Climate change may also favour pest outbreaks and disturb natural pest control by altering the distributions or interactions of pest species and of their natural enemies, and potentially desynchronising these interactions.

### **Chemical pollution and Genetically Modified Organisms (GMOs)**

The pollution of European soils is mostly a result of industrial activities and of the use of fertilisers and pesticides. Toxic pollutants can destabilise the population dynamics of soil organisms, by affecting their reproduction, growth and survival, especially when they are bio-accumulated. In particular, accumulation of stressing factors is devastating for the stability of soil ecosystem services. Pollutants may

also indirectly affect soil services, by contaminating the belowground food supply and modifying the availability of soil organic matter. The impacts of pollutants are not distributed equally among the three functional groups and depend on the species considered, as well as on the dose and exposure time to the pollutant. For instance, microorganisms, which have a very short reproduction time, can develop fast resistance to toxic chemicals and the sensitivity of nematodes to pentachlorophenol after 72 hours of exposure can be 20 to 50 times higher than their sensitivity to cadmium. The exposure of earthworms on the other hand is highly dependent on their feeding preferences, and on their ability to eliminate specific pollutants. Therefore, for each chemical pollutant and species considered, a specific dose-response curve should be determined. Holistic approaches, that investigate the impacts of chemical pollutants on soil ecosystem functioning as a whole are still lacking and only recently started to be covered in ecological risk assessments. However, significant impacts can be expected on nutrient cycling, fertility, water regulation and pest control services.

Genetically modified crops may also be considered as a growing source of pollution for soil organisms. Most effects of GMOs are observed on chemical engineers, by altering the structure of bacterial communities, bacterial genetic transfer, and the efficiency of microbial-mediated processes. GMOs have also been shown to have effects on earthworm physiology, but to date little impacts on biological regulators are known. The available information suggests that GMOs may not necessarily affect soil biodiversity outside the normal operating range, but this issue clearly has been not explored in detail yet.

### **Invasive species**

Exotic species are called invasive when they become disproportionately abundant. Urbanisation, land-use change in general and climate change, open up possibilities for species expansion and suggest that they will become a growing threat to soil biodiversity in the coming years. Invasive species can have major direct and indirect impacts on soil services and native biodiversity. Invasive plants will alter nutrient dynamics and thus the abundance of microbial species in soil, especially of those exhibiting specific dependencies (e.g. mycorrhiza). Biological regulator populations tend to be reduced by invasive species, especially when they have species-specific relationships with plants. In turn, plant invasions may be favoured by the release of their soil pathogen and root-herbivore control in the introduced range. Soil biodiversity can serve as a reservoir of natural enemies against invasive plants. Setting up such biological control programmes could save billions of euros in prevention and management of invasive species.

## **→ POTENTIAL SOLUTIONS**

### **Indicators and monitoring schemes to track soil biodiversity**

Establishing the state of soil biodiversity and assessing the risks of soil biodiversity loss, requires the development of reliable indicators, so that long-term monitoring programmes can be set up. Such indicators need to be meaningful, standardised, and easily measurable. To date, no comprehensive indicator of soil biodiversity exists, that would combine all the different aspects of soil complexity in a single formula and allow accurate comparisons. However, there exist a host of simple indicators that target a specific function or species group, and many of which are based on ISO (International Organization for Standardization) standards. Although widely accepted reference sets of indicators, reference ecosystems and

standardised sampling protocols are missing, much is to be expected from the use of novel molecular tools in assessing and monitoring soil biodiversity.

The lack of awareness of the importance of soil biodiversity in society further enhances the problem of the loss of ecosystem services due to loss of soil biodiversity. So far, budgets spent on schemes for monitoring soil biodiversity remain insufficient. The cost of the monitoring scheme is often estimated as extremely expensive, but when we consider the cost per hectare it is often less than one euro. While several regional monitoring programmes have been developed in the recent years, no consensus exists on their scope, duration, or on the parts of the soil system that they represent, which makes their results difficult to compare. The Environmental Assessment of Soil for Monitoring (ENVIASSO project)<sup>2</sup> is the first attempt to develop a comprehensive and harmonised soil information system in Europe. It offers a set of minimum reference indicators for soil biodiversity that can constitute a standard against which future monitoring schemes should be developed. Such activities need to be integrated with programmes that study the relationship between soil biodiversity and the resulting ecosystem services.

#### **Existing policies related to soil biodiversity**

To date, no legislation or regulation exists that is specifically targeted at soil biodiversity, whether at international, EU, national or regional level. This reflects the lack of awareness for soil biodiversity and its value, as well as the complexity of the subject. Several areas of policy directly affect and could address soil biodiversity, including soil, water, climate, agricultural and nature policies. However, currently, soil biodiversity is only indirectly addressed in a few Member States through specific legislation on soil protection or regulations promoting environmentally-friendly farming practices.

Given the differences among belowground and aboveground biodiversity, policies aimed at aboveground biodiversity may not do much for the protection of soil biodiversity. In contrast, the management of soil communities could form the basis for the conservation of many endangered plants and animals, as soil biota steer plant diversity and many of the regulating ecosystem services. This aspect could be taken into account or highlighted in future biodiversity policies and initiatives, such as the new strategy for biodiversity protection post-2010.

To promote soil biodiversity protection, an EU dimension would offer several benefits. It should focus on the main drivers of soil biodiversity loss, namely land use and climate change, in order to provide long-term sustainable solutions. In addition, attention should be paid to clarifying the linkages between soil biodiversity, its functions, and the impacts of human activities, by estimating the economic value of its services. To this end, the development of monitoring schemes would allow quantifying and communicating on the changes in soil biodiversity and their impacts. This is crucial in order to improve awareness on the central role of soil biodiversity and for developing capacity-building among farmers to promote biological management. The introduction of mandatory monitoring requirements could contribute, as has happened in other fields (e.g. the requirements for the monitoring of surface water status under the Water Framework Directive), to triggering the development of adequate indicators and

<sup>2</sup> ENVIASSO website: [www.enviasso.com/content/enviasso\\_home.html](http://www.enviasso.com/content/enviasso_home.html); last retrieval 23/12/2009.

monitoring methodologies. In this regard, the EU proposal for a Soil Framework Directive<sup>3</sup> presented by the European Commission in 2006 provides the legislative framework for introducing specific monitoring requirements.

For the future, more attention should be given to developing and refining existing soil biodiversity and ecosystem management opportunities under different land uses and socio-economic conditions, and to integrating those strategies within the existing bodies of legislations (e.g. cross compliance, Habitats Directive, etc.).

#### → WHAT WE DON'T KNOW

Several knowledge gaps exist on components of soil biodiversity, and **new groups of soil organisms** having potentially high ecological significance (e.g. Archaea) have only recently been considered as having specific functions in soil ecosystems.

In addition, no consistent relationships between soil species diversity and soil functions have been found to date, implying that more species do not necessarily provide more services. This is because several species can perform the same function. Indeed, the services provided by soil and soil biodiversity should not be considered in isolation, but rather as different facets of a set of highly associated functions performed by soil biota. Such a holistic knowledge of soil is currently lacking and we do not yet have an exact understanding of the potential interlinkages among services.

Another factor of uncertainty is that sometimes even the mechanisms underlying one specific service are not perfectly understood. For instance, it is not yet known exactly how biodiversity can control pest spread or how to quantify the final impacts of soil biodiversity disturbance to human health, even if it is observed that a qualitative relationship exists. Finally, an economic evaluation of these services would be useful, but a homogeneous approach to perform this evaluation is not yet available.

Regarding the factors influencing soil biodiversity, a number of experimental difficulties still need to be solved (e.g. how to reproduce natural conditions in laboratory models appropriately) and more information needs to be collected, especially for some classes of organisms (e.g. the effect of pH on nematodes).

Finally, regarding threats, more research is needed to estimate the impacts on soil organisms and functions. Individual studies focused on local soil ecosystems will be indispensable to develop a global view and to measure the effects on soil biodiversity appropriately. In addition, there is now a clear need for further studies on potential interactions among threats (e.g. how climate change influences the impacts of chemical pollution).

---

<sup>3</sup> [www.ec.europa.eu/environment/soil/index\\_en.htm](http://www.ec.europa.eu/environment/soil/index_en.htm).

## DID YOU KNOW THAT...?

- One hectare of soil contains the equivalent in weight of one cow of bacteria, two sheep of protozoa, and four rabbits of soil fauna (p. 47, 55, 58).
- There are typically one billion bacterial cells and about 10,000 different bacterial genomes in one gram of soil (p. 49).
- Every year, soil organisms process an amount of organic matter equivalent in weight to 25 cars on a surface area as big as a soccer field (p. 35).
- Only 1% of soil microorganism species are known (p. 31).
- Some nematodes hunt for small animals by building various types of traps, such as rings, or produce adhesive substances to entrap and to colonise their prey (p. 50).
- Some fungi are extremely big and can reach a length of several hundred metres (p. 49).
- Some species of soil organisms can produce red blood to survive low oxygen conditions (p. 55).
- Some crustaceans have invaded land (p. 66).
- Termites have air conditioning in their nests (p. 64).
- Bacterial population can double in 20 minutes (p. 112).
- The fact to be ingested by earthworms or small insects can increase the activity of bacteria (p. 91).
- Soil bacteria can produce antibiotics (p. 113).
- Bacteria can exchange genetic material (p. 37).
- Soil microorganisms can be dispersed over kilometres (p. 73).
- Some soil organisms can enter a dormant state and survive for several years while unfavourable environmental conditions persist (p. 48).
- Fungal diversity has been conservatively estimated at 1.5 million species (p. 49).
- Earthworms often form the major part of soil fauna biomass, representing up to 60% in some ecosystems (p. 62).

- Several soil organisms can help plants to fight against aboveground pests and herbivores (p. 108).
- Ninety per cent of the energy flow in the soil system is mediated by microbes (p. 46).
- The elimination of earthworm populations can reduce the water infiltration rate in soil by up to 93% (p. 100).
- Moles are very common, and can be found everywhere in Europe, except in Ireland (p. 67).
- Moles need to eat approximately 70% to 100% of their weight each day (p. 68).
- Moles can paralyse earthworms thanks to a toxin in their saliva. They then store some of their prey in special 'larders' for later consumption – up to 1,000 earthworms have been found in such larders (p. 68).
- The improper management of soil biodiversity worldwide has been estimated to cause a loss of 1 trillion dollars per year (p. 114).
- The use of pesticides causes a loss of more than 8 billion dollars per year (p. 110).
- Soils can help fight climate change (p. 99).



# Contents

<b>EXECUTIVE SUMMARY .....</b>	<b>3</b>
<b>DID YOU KNOW THAT...? .....</b>	<b>13</b>
<b>LIST OF ACRONYMS .....</b>	<b>19</b>
<b>GLOSSARY.....</b>	<b>21</b>
<b>LIST OF FIGURES, TABLES AND BOXES .....</b>	<b>25</b>
<b>1. INTRODUCTION .....</b>	<b>31</b>
<b>1.1. Context and objectives .....</b>	<b>31</b>
1. 1. 1. Scope of this report .....	32
<b>1.2. What is soil biodiversity?.....</b>	<b>32</b>
1. 2. 1. Aboveground versus belowground biodiversity .....	32
1. 2. 2. Soil biodiversity – a complex world .....	35
<b>1.3. Issues for the conservation of soil biodiversity.....</b>	<b>39</b>
<b>2. SOIL BIODIVERSITY ORGANISATION.....</b>	<b>43</b>
<b>2.1. Functional groups.....</b>	<b>46</b>
2. 1. 1. Chemical engineers: microbial decomposition at the basis of the food web .....	46
2. 1. 2. Biological regulators .....	54
2. 1. 3. Soil ecosystem engineers .....	61
2. 1. 4. Summary of the characteristics of the different functional groups .....	73
<b>2.2. Factors regulating soil function and diversity.....</b>	<b>74</b>
2. 2. 1. Abiotic factors.....	75
2. 2. 2. Biotic interactions.....	85
<b>2.3. Conclusions .....</b>	<b>91</b>
<b>3. SERVICES PROVIDED BY SOIL AND RELATED BIODIVERSITY .....</b>	<b>93</b>
<b>3.1. Introduction .....</b>	<b>93</b>
<b>3.2. Soil organic matter recycling, fertility and soil formation .....</b>	<b>94</b>
3. 2. 1. Which process is responsible for the delivery of this service?.....	95
3. 2. 2. Why is this service important to human society? .....	95
<b>3.3. Regulation of carbon flux and climate control.....</b>	<b>96</b>
3. 3. 1. Which process is responsible for the delivery of this service?.....	97
3. 3. 2. Why is this service important to human society? .....	99
<b>3.4. Regulation of the water cycle .....</b>	<b>99</b>

3. 4. 1.	Which process is responsible for the delivery of this service? .....	100
3. 4. 2.	Why is this service important to human society? .....	102
<b>3.5.</b>	<b>Decontamination and bioremediation .....</b>	<b>103</b>
3. 5. 1.	Which process is responsible for the delivery of this service? .....	104
3. 5. 2.	Why is this service important to human society? .....	106
<b>3.6.</b>	<b>Pest control .....</b>	<b>108</b>
3. 6. 1.	Which process is responsible for the delivery of this service? .....	108
3. 6. 2.	Why is this service important to human society? .....	110
<b>3.7.</b>	<b>Human health effects .....</b>	<b>111</b>
<b>3.8.</b>	<b>Economic valuation of biodiversity .....</b>	<b>113</b>
<b>3.9.</b>	<b>Conclusions .....</b>	<b>116</b>
<b>4.</b>	<b>DEALING WITH THREATS TO SOIL BIODIVERSITY .....</b>	<b>119</b>
<b>4.1.</b>	<b>Introduction .....</b>	<b>119</b>
<b>4.2.</b>	<b>Soil degradation processes .....</b>	<b>119</b>
4. 2. 1.	Erosion .....	120
4. 2. 2.	Organic matter depletion .....	122
4. 2. 3.	Salinisation .....	124
4. 2. 4.	Compaction .....	125
4. 2. 5.	Sealing .....	126
<b>4.3.</b>	<b>Land-use management .....</b>	<b>127</b>
4. 3. 1.	Soil biodiversity for different land uses .....	128
4. 3. 2.	Impact of land-use change on soil biodiversity .....	135
4. 3. 3.	Scale of impact .....	140
4. 3. 4.	Future trends .....	141
<b>4.4.</b>	<b>Climate change .....</b>	<b>141</b>
4. 4. 1.	Impacts on carbon storage and climate control .....	142
4. 4. 2.	Impacts on nutrient cycling and fertility .....	145
4. 4. 3.	Impacts on water control .....	146
4. 4. 4.	Impacts on pest control .....	146
4. 4. 5.	Current and future trends .....	147
<b>4.5.</b>	<b>Chemical pollution and GMOs .....</b>	<b>148</b>
4. 5. 1.	Types of chemical pollutants .....	148
4. 5. 2.	Impacts of chemical pollution on soil biodiversity and related services .....	148
4. 5. 3.	The impacts of Genetically Modified Organisms (GMO) on soil biodiversity .....	153
4. 5. 4.	Current and future trends .....	156

<b>4.6. Invasive species</b> .....	<b>157</b>
4.6.1. Impacts of invasive species on soil biodiversity .....	157
4.6.2. Current and future trends .....	160
<b>4.7. Management practices</b> .....	<b>162</b>
4.7.1. Soil mechanical farming practices .....	163
4.7.2. Chemical treatments .....	164
4.7.3. Crop management .....	165
4.7.4. Landscape management.....	165
4.7.5. Toolbox of management practices .....	166
4.7.6. Conclusions.....	166
<b>5. INDICATORS AND MONITORING SCHEMES FOR SOIL BIODIVERSITY</b> .....	<b>169</b>
<b>5.1. Indicators</b> .....	<b>169</b>
5.1.1. Usefulness and selection of indicators .....	169
5.1.2. Measuring soil biodiversity.....	172
5.1.3. Indicator potential of the functional groups .....	174
5.1.4. Inventory of indicators and suitability.....	175
5.1.5. Recommendations.....	185
<b>5.2. Monitoring schemes</b> .....	<b>185</b>
5.2.1. Soil biodiversity monitoring in Europe .....	186
5.2.2. Soil biodiversity monitoring outside EU .....	193
5.2.3. Conclusions, knowledge gaps and recommendations .....	194
<b>6. EXISTING POLICIES RELATED TO SOIL BIODIVERSITY</b> .....	<b>197</b>
<b>6.1. EU and international policies</b> .....	<b>197</b>
6.1.1. Policies having a direct link with soil biodiversity .....	197
6.1.2. Legislation with indirect soil biodiversity links .....	204
<b>6.2. Policies in Member States</b> .....	<b>208</b>
<b>6.3. Conclusions barriers and recommendations</b> .....	<b>208</b>
6.3.1. Conclusions.....	208
6.3.2. Barriers .....	210
6.3.3. Recommendations.....	210
<b>7. RESEARCH NETWORKS</b> .....	<b>215</b>
<b>8. REFERENCES</b> .....	<b>219</b>

\*All words in green are defined in the glossary.

*This page has been left intentionally blank*

## LIST OF ACRONYMS

Acronym	Definition
AOB	Ammonia Oxidising Bacteria
BBSK	Biological Soil Classification Scheme
BIOASSESS	BIOdiversity ASSESSment tools project
BISQ	Biological Indicator System for Soil Quality
BSQ	Biological Soil Quality
CAP	Common Agricultural Policy
CBD	Convention on Biological Diversity
CC	Climate Change
CDC	Center for Disease Control and Prevention
CITES	Convention on International Trade in Endangered Species
COP	Conference of Parties
DNA	DeoxyriboNucleic Acid
DSQN	Dutch Soil Quality Network
EAP	Environment Action Programme
EC	European Commission
ECCP	European Climate Change Programme
EFSA	European Food Safety Authority
EMAN	Ecological Monitoring and Assessment Network
EMI	Eco-Morphological Index
ENVASSO	Environmental Assessment of Soil for Monitoring
ERA	Ecosystem Risk Assessment
ERC	Ecotoxicologically Relevant Concentration
EU	European Union
FAO	Food and Agriculture Organisation
FP	Framework Programme
GAEC	Good Agricultural and Environmental Conditions
GHG	GreenHouse Gases
GISQ	General Indicator of Soil Quality
GMO	Genetically Modified Organism
IBQS	Biotic Indicator of Soil Quality
ISO	International Organisation for Standardisation
MEA	Millennium Ecosystem Assessment
MS	Member States of the EU
NAPs	National Action Programmes
NOR	Normal Operating Range
ONF	French National Forest Office
PCB	PolyChlorinated Biphenyl
PCR	Polymerase Chain Reaction
QBS	Biological Quality of Soil
RENECOFOR	National network for the long term tracking of forest ecosystems (Réseau National de suivi à long terme des ECOSystèmes FORestiers)
RIVPACS	River Invertebrate Prediction and Classification System

Acronym	Definition
RMQS	Soil Quality Measurement Network
SACs	Special Areas of Conservation
SARS	Severe Acute Respiratory Syndrome
SBSTTA	Subsidiary Body on Scientific, Technical and Technological Advice
SOC	Soil Organic Carbon
SOILPACS	Soil Invertebrate Prediction and Classification Scheme
SOM	Soil Organic Matter
SPAs	Special Protection Areas
SPU	Service Providing Unit
TWINSpan	Two-Way INdicator SPecies ANalysis
UBA	German Federal Environmental Agency

## GLOSSARY

**Anabolic reaction** is a chemical reaction which involves building complex molecules from simpler molecules and using energy.

**Anecic earthworms** build permanent, vertical burrows that extend deep into the soil. This type of worm comes to the surface to feed on manure, leaf litter, and other organic matter. This class of earthworms, such as the night-crawlers, *Lumbricus terrestris* and *Aporrectodea longa*, have profound effects on organic matter decomposition and soil structure.

**Autotroph organisms** produce complex organic compounds from simple inorganic molecules using energy from light (by photosynthesis) or performing inorganic chemical reactions. In this latter case they are called chemotrophic organisms. Autotroph organisms, such as plants or algae, are primary producers in the food chain.

**Biome** is the biggest unit of ecosystem categorisation. It is a complex biotic community characterised by distinctive plant and animal species, and maintained under the climatic conditions of the region. For example, all forests share certain properties regarding nutrient cycling, disturbance, and biomass, which are different from the properties of grasslands.

**Bioturbation** is the displacement and mixing of soil particles. In soil ecosystems bio-turbation is mainly performed by earthworms and gastropods, through infilling of abandoned dwellings, burrowing, displacement, mix, ingestion and defecation of soil.

**Catabolic reaction** is a reaction that breaks macromolecules into constituent simpler sub-units.

**Commensalism** is a class of ecological relationships between two organisms where one benefits and the other is not significantly harmed or benefited.

**Community** is any combination of populations from different organisms found living together in a particular environment; essentially the biotic component of an ecosystem.

**Cryptobiosis** is an ametabolic state of life entered by an organism in response to adverse environmental conditions such as desiccation, freezing, and oxygen deficiency. In the cryptobiotic state, all metabolic procedures stop, preventing reproduction, development, and repair. An organism in a cryptobiotic state can essentially live indefinitely until environmental conditions return to being hospitable. When this occurs, the organism will return to its metabolic state of life as it was prior to the cryptobiosis.

**Cyst** is the resting or dormant stage of a microorganism, usually a bacterium or a protist, that helps the organism to survive unfavourable environmental conditions. It can be thought of as a state of suspended animation in which the metabolic processes of the cell are slowed down and the cell ceases all activities like feeding and locomotion.

**Diapause** is a physiological state of low metabolic activity with very specific triggering and releasing conditions. This state of low metabolism is neurologically or hormonally induced. Diapause occurs during determined stages of life-cycles, generally in response to environmental stimuli. Once diapause has begun, metabolic activity is suppressed even if favourable conditions for development occur. It can be defined as a predictive strategy of dormancy.

**Dormancy** is a period in an organism's life cycle when growth, development, and (in animals) physical activity is temporarily suspended. This minimises metabolic activity and therefore helps an organism to conserve energy. Dormancy tends to be closely associated with environmental conditions.

**Ecosystem** is a complex set of connections among the living resources, habitats, and residents of an area. It includes plants, trees, animals, fish, birds, micro-organisms, water, soil, and people. It is an ecological community which, together with its environment, functions as a unit.

**Ecosystem process** comprises the physical, chemical and biological events that connect organisms and their environment.

**Ecosystem function** is the collective intraspecific and interspecific interactions of the biota, and between organisms and the physical environment, giving rise to functions such as bioturbation or organic matter decomposition.

**Ecosystem service** is the benefit that is derived from ecosystems. This comprises provisioning services such as food and water; regulating services such as flood and disease control; cultural services such as spiritual, recreational and cultural benefits; and supporting services such as nutrient cycling that maintain the conditions for life on Earth.

**Endogeic** earthworms forage below the soil surface in horizontal, branching burrows. They ingest large amounts of soil, showing a preference for soil that is rich in organic matter. Endogeics may have a major impact on the decomposition of dead plant roots, but are not important in the incorporation of surface litter.

**Enzymes** are molecules (mostly proteins) that catalyze chemical reactions within living cells.

**Epigeic** earthworms are those that live in the superficial soil layers and feed on undecomposed plant litter.

**Eukaryote** is an organism whose cells contain a nucleus enclosed within a nuclear membrane and complex structures called organelles. Most living organisms, including all animals, plants, fungi, and **protists**, are eukaryotes.

**Eusociality** is a term used for the highest level of social organisation among organisms of the same species in a hierarchical classification. Eusocial organisms (mainly invertebrates) have certain features in common: reproductive division of labour, overlapping generations and cooperative care of young. The most common eusocial organisms are insects including ants, bees, wasps, and termites, all with reproductive queens and more or less sterile workers and/or soldiers.

**Free radicals** are molecules, atoms or ions having unpaired electrons and thus being extremely reactive.

**Functional group** is a group of species with comparable functional attributes.

**Habitat** is the area or the environment where an organism, an ecological community or a population normally lives or occurs, e.g. a marine habitat.

**Heterotroph** organisms use organic substrates to obtain its chemical energy for its life cycle. This contrasts with autotrophs such as plants, which are able to use sources of energy such as light directly, to produce organic substrates from inorganic carbon dioxide. Heterotrophs are known as consumers in food chains, and obtain organic carbon by eating other heterotrophs or autotrophs. All animals are heterotrophic, as well as fungi and many bacteria.



**Humus** refers to any stable organic matter in soil that will not be further decomposed.

**Hyphae** are long, branching filaments of a fungus. Hyphae are the main mode of vegetative growth in fungi and are collectively called a mycelium.

**Infectivity** is the feature of a pathogenic agent that exemplifies the capability of entering, surviving, and multiplying in a susceptible host, leading to a disease.

**Invasive species** are exotic species which become disproportionately abundant in their new environment.

**Microarthropods** are small invertebrates (< 2 mm) in the phylum Arthropoda. The most well known members of the microarthropod group are mites (Acari) and springtails (Collembola).

**Mutualism** is a biological interaction between two organisms, where each individual derives a fitness benefit (e.g. survival or food provisioning).

**Mycelium** is the vegetative part of a fungus, consisting of a mass of branching, thread-like hyphae.

**Mycorrhiza** is a symbiotic association between a fungus and plant roots. The fungus colonises the roots of the host plant, either intracellularly or extracellularly. This association provides the fungus with relatively constant and direct access to glucose and sucrose produced by the plant in photosynthesis. In return, the plant gains the use of the mycelium's very large surface area to absorb water and mineral nutrients from the soil, thus improving the mineral absorption capabilities of the plant roots. Since both involved organisms benefit from the interaction, it is defined as a mutualistic association.

**Nematodes** are roundworms (see section 2.1.2 )

**Parasitism** is a type of symbiotic relationship between two different organisms where one organism, the parasite, takes some advantages from another one, the host.

**Parthenogenesis** is an asexual form of reproduction found in females where the growth and development of embryos occurs without fertilisation by a male.

**Primary production** is the production of organic compounds from atmospheric or aquatic carbon dioxide, principally through the process of photosynthesis, and less often through chemosynthesis.

**Prokaryotes** are organisms characterised by the absence of a nucleus separated from the rest of the cell by a nuclear membrane and by the absence of complex membranous organelles.

**Protists** are a diverse group of eukaryotic microorganisms, including amoeba, algae and molds.

**Provisioning services** are a class of ecosystem services providing goods such as food, water, construction material, etc.

**Regulating services** are a class of ecosystem services which provide the regulation of ecosystem processes, such as water flux, climate control, pest control, etc.

**Resilience** is the capacity of an ecosystem to stand negative impacts without falling into a qualitatively different state that is controlled by a different set of processes.

**Rhizosphere** is the zone around plant roots which is influenced by root secretion and by the root-associated soil microorganisms.

**Rizhobium** is the group of bacteria that forms symbiotic associations with leguminous plants and which is responsible for fixing atmospheric nitrogen into a form that can be used by plants.

**Supporting services** are a class of ecosystem services providing indispensable processes such as nutrient cycles and crop pollination.

**Symbiosis** refers to a close and long term interaction between two species of organisms in which both species obtain a substantial benefit.

**Taxon** is a group of (one or more) organisms, which a taxonomist adjudges to be a unit. Usually a taxon is given a name and a rank, although neither is a requirement, and both the taxon and exact criteria for inclusion are sometimes still subject to discussion.

**Vascular plants** (also known as tracheophytes or higher plants): are those plants which have lignified tissues for conducting water, minerals, and photosynthetic products through the plant.

## LIST OF FIGURES, TABLES AND BOXES

### FIGURES

Figure 1-1: Main soil inhabitants, by size .....	33
Figure 1-2: Contribution of soil biodiversity to the provision of ecosystem services (highlighted services)(adapted from (MEA 2005).....	34
Figure 1-3: Spatial structure of soil communities over three nested spatial scales, adapted from (Ettema and Wardle 2002) .....	39
Figure 1-4: Temporal structure of soil communities over three nested time scales .....	40
Figure 2-1: Possible cross among functional groups .....	44
Figure 2-2: Functional organisation of soil communities over five nested spatio-temporal scales of action. The size of the wheels represents the spatio-temporal scale.....	44
Figure 2-3: Examples of soil bacteria (body size: 0.5-5 $\mu\text{m}$ ).....	46
Figure 2-4: Examples of diversity in soil fungi <sup>10</sup> .....	49
Figure 2-5: Cells and hyphae of the dimorphic fungus <i>Aureobasidium pullulans</i> (fungal hyphae diameter: 2-10 $\mu\text{m}$ ) .....	49
Figure 2-6: A typical soil protist (body size: 2-200 $\mu\text{m}$ ) .....	56
Figure 2-7: <i>Caenorhabditis elegans</i> , a soil nematode used as a model in genomic research (body size: 500 $\mu\text{m}$ ) .....	57
Figure 2-8: Example of springtails ( <i>Collembola</i> ) (body size: 0.2-6 mm) .....	58
Figure 2-9: Examples of the common red mite and predatory mite eating a springtail (body size: 0.5-2 mm) and other soil microarthropods.....	58
Figure 2-10: Cysts of nematodes (size: $\mu\text{m}$ -mm).....	61
Figure 2-11: <i>Lumbricus terrestris</i> (anecic earthworm, size range: 0.5-20cm).....	62
Figure 2-12: European termite (termite's average body size: 0.3-0.7 cm) .....	64
Figure 2-13: <i>Lasius neglectus</i> ants, recently invading Europe (2.5-3 mm) .....	65
Figure 2-14: Isopods (1-10 mm) .....	66
Figure 2-15:- European mole.....	67
Figure 2-16: Excavated root system .....	69
Figure 2-17: The indirect impact of climate on chemical engineers through altering plant productivity and litter fall. T=temperature .....	75
Figure 2-18: Interdependency of aboveground and belowground biodiversity. Adapted from (De Deyn and Van der Putten 2005) .....	76
Figure 2-19: Monthly variation of microbial activity in Alpine meadows (Jaeger, Monson et al. 1999).....	77

Figure 2-20: Soil microbial respiration at different salinity and different levels of available sodium (sodicity). Respiration rate are higher at high than at medium salinity, due to a compensatory effect on organic matter solubility. Salinity varies from 0.5 to 30 (soil electrical conductivity) (Wong, Dalal et al. 2008) ..... 82

Figure 2-21: Survival and reproduction of a species of springtails (*Folsomia candida*) exposed to natural soils of varying salinity (measured as electrical conductivity) for 4 weeks under controlled laboratory conditions ..... 83

Figure 2-22: Growth of two earthworms species (*Eisenia fetida* and *Aporectodea caliginosa*) exposed for 4 weeks in soils of varying salinity under controlled laboratory conditions (Owojori 2009) ..... 83

Figure 2-23: Effect of soil pH on earthworms in temperate soils (Lavelle and Faille, unpublished data) ..... 85

Figure 2-24: A conceptual model illustrating the links between plant productivity and microbial activity in terrestrial ecosystems (adapted from (Zak, Pregitzer et al. 2000)) ..... 87

Figure 2-25: Direct and indirect effects of ecosystem engineers on plants ..... 88

Figure 3-1: Relationship between soil organic matter cycling (supporting service) and fertility services (provisioning service) ..... 94

Figure 3-2: The sum of transpiration and evaporation from earth’s surface give rise to the evapotranspiration process ..... 96

Figure 3-3: Input and output of soil carbon ..... 97

Figure 3-4: Processes affecting soil organic carbon (SOC) dynamics. DOC= dissolved organic carbon -- adapted from (Lal 2004) ..... 98

Figure 3-5: Water pathways in soil (Bardgett, Anderson et al. 2001) ..... 100

Figure 3-6: Soil erosion rates related to percentage of ground cover in Utah and Montana (Pimentel and Kounang 1998) ..... 101

Figure 3-7: Scheme of the role of soil properties and biodiversity in soil water pathways (Bardgett, Anderson et al. 2001) ..... 102

Figure 3-8: Soil biodiversity regulates the aboveground and belowground pests ..... 108

Figure 3-9: Signs of pest damage: Healthy potato foliage (left) and pest-infested potato plants (right) ..... 110

Figure 4-1: Schematic representation of the approach used to present the threats to soil biodiversity ..... 119

Figure 4-2: Relationship between soil erosion, biomass, and biodiversity ..... 120

Figure 4-3: Example of interactions between direct and indirect erosion impacts ..... 121

Figure 4-4: Estimated soil erosion by water in Europe (source: Pan-European Soil Erosion Risk Assessment PESERA) ..... 122

Figure 4-5: Organic carbon content in European soils ..... 123

Figure 4-6: Salinity in European soils ..... 124

Figure 4-7: Distribution of maize dry root biomass in the soil profile in spring compaction experiments (Whalley, Dumitru et al. 1995) ..... 126

Figure 4-8: Trade-offs between agriculture and other ecosystem services under different management intensities ..... 134

Figure 4-9: Simplified representation of the potential influence of climate change on climate control/carbon storage service ..... 143

Figure 4-10: Positive feedback of climate change on CO<sub>2</sub> stored in land and ocean reservoirs .. 144

Figure 4-11: CO<sub>2</sub>-induced alteration of resource availability for soil microbes. In this conceptual model, atmospheric CO<sub>2</sub> enrichment indirectly affects soil microbial biomass, community structure and activities by altering carbon, nutrient and water availability (Hu, Firestone et al. 1999) ..... 144

Figure 4-12: Average yearly net nitrogen mineralisation rates measured in the heated and disturbance control plots at the Harvard Forest soil warming experiment (Melillo, Steudler et al. 2002)..... 145

Figure 4-13: The effect of CO<sub>2</sub> and precipitation levels on AOB population (Horz et al. 2004) ... 146

Figure 4-14: Effects of three pesticides on nematodes (*C. Elegans*) survival after 24 h (black) and 48 h (white) at different concentrations (Sochová 2007) ..... 151

Figure 4-15: Area employed for culturing GM crops from 1996 to 2003 (James 2003) ..... 155

Figure 4-16: Soil biotic variables in biological, extensive and intensive grassland farms on sand. Intensive is set to 100%; \* indicates statistically significant difference ( $p < 0.05$ ) between categories (Bloem, Schouten et al. 2003)..... 163

## TABLES

Table 1-1: Estimated global number of aboveground and belowground organisms (adapted from De Deyn and Van der Putten 2005 and Wall et al. 2001) .....	33
Table 2-1: Summary of the characteristics of the three soil functional groups .....	73
Table 2-2: Comparison of salt toxicity for the earthworm <i>Eisenia Fetida</i> , in natural and artificial soils (Robidoux and Delisle 2001) .....	84
Table 3-1: Comparison of the services classification of this report with MEA nomenclature.....	94
Table 3-2: Estimates of pre- and post-industrial losses of carbon from soil and emission from fossil-fuel combustion, overall estimation in the world (Lal 2004) .....	99
Table 3-3: Some contaminants that can be bio-remediated and their potential sources.....	103
Table 3-4: PCB (Polychlorinated biphenyl) removal in treated soils after 18 weeks in the presence and absence of earthworms -adapted from (Singer 2001).....	105
Table 3-5: Strategies of phyto-remediation.....	105
Table 3-6: Major pest in potatoes.....	110
Table 3-7: Major aboveground pests and diseases of raspberry in Europe: their damage, distribution and importance .....	111
Table 3-8: Agents and infectious diseases caused by soil pathogens and having a suspected or known links to land-use change (Patz, Daszak et al. 2004) .....	113
Table 3-9: Total estimated economic benefits of biodiversity with special attention to the services provided by soil biodiversity (modified from Pimentel et al. 1997) .....	115
Table 3-10: Marginal value of provisioning services (cost of policy inaction) by forest biome, adjusted for profits (Braat 2008) .....	116
Table 3-11: Marginal value of carbon sequestration (cost of policy inaction) by forest biome, projections in 2050 - Lower bound estimates (Braat 2008) .....	116
Table 3-12: Conclusive scheme summarising the relationship between soil functional groups and soil services .....	117
Table 4-1: Effects of laboratory compaction of silt loam grassland soil on Acari (mean of 20 samples) at a soil water content of 22.4 g per 100 g (Whalley, Dumitru et al. 1995) .....	126
Table 4-2: Distribution of functional groups by land-use types.....	135
Table 4-3: Impact of land-use change on the diversity of the three functional groups .....	138
Table 4-4: Impact of land-use change on the services provided by soil biodiversity .....	139
Table 4-5: Possible impacts of chemical pollution on soil biodiversity related services, on the basis of its impacts on soil organisms .....	156
Table 4-6: Trends in EU pesticide consumption rates in 2001 (source: INRA) .....	157
Table 4-7: Soil biological problem and remediation role of different management practices. Legend: + = Positive effect; - = No effect; +/- = Intermediate effect .....	166
Table 5-1: Simple indicators of soil biodiversity. Meas.= measurability.....	178
Table 5-2: Main compound indicators of soil biodiversity .....	184

Table 5-3: Monitoring schemes in the EU that measure biological parameters of soil (Bloem, Schouten et al. 2003; Breure 2004; Jones 2005; Parisi, Menta et al. 2005; Rombke, Breure et al. 2005) ..... 190

## BOXES

Box 1: Soil Organic Matter and biological activity ..... 35

Box 2: Vertical and horizontal gene transfer ..... 37

Box 3: Impact of disturbances on soil biodiversity ..... 41

Box 4: Functional redundancy: myth or reality? ..... 42

Box 5: Food web approach ..... 45

Box 6: The Sleeping Beauty paradox ..... 47

Box 7: The role of chemical engineers in the nitrogen cycle ..... 50

Box 8: Mutualism ..... 53

Box 9: Enchyatroids ..... 55

Box 10: Burrowing mammals ..... 61

Box 11: Ant gardens ..... 66

Box 12: Soil aggregates ..... 72

Box 13: The feedback effect of large herbivores feeding ..... 86

Box 14: A successful example of bioremediation ..... 105

Box 15: New antibiotics and fungicides emerging from soil biodiversity ..... 112

Box 16: The TEEB study ..... 114

Box 17: Desertification and biodiversity ..... 125

Box 18: The C:N ratio and the fungal: bacterial ratio ..... 129

Box 19: Switching from forest to plantations ..... 139

Box 20: Taking into account biodiversity in ecosystem risk assessments ..... 155

*This page is left intentionally blank*



# 1. INTRODUCTION

## 1.1. CONTEXT AND OBJECTIVES

This report endeavours to fulfil a double commitment on behalf of the European Commission (EC), regarding soil and biodiversity protection. With 2010 being the International Year of Biodiversity, and the European Union (EU) seeking to play a pioneering role in halting biodiversity loss, growing attention has been paid over recent years to improve our assessment of biodiversity in the EU, and to evaluate the services that biodiversity provides to human societies. In parallel, the EC - increasingly aware that soil is a vital and non-renewable resource that is increasingly threatened but overlooked by policy - recently adopted a Thematic Strategy on the Protection of Soil<sup>4</sup>. The aim of this strategy is to provide guidelines for a holistic approach to soil protection at the EU-level.

With the realisation that greater biodiversity is present inside the soil than on it, and that this soil biodiversity is responsible for providing many of the ecosystem services on which human society relies, the protection of soil biodiversity stands as a key element in achieving the objectives of the Soil Thematic Strategy, while contributing to halting the loss of biodiversity as a whole. Today however, soil biodiversity is one of the most hidden and least well-known components of biodiversity, and its role remains largely unknown to the broad public and to decision-makers (Wolters 2001). Moreover, in the view of global biodiversity loss, the question arises as to what the current risks of soil biodiversity loss are, and how soil biodiversity can be restored, protected and conserved. Considering the specific nature of soil biodiversity as compared to that of aboveground biodiversity, solutions known for aboveground conservation and restoration practices may not always be simply transferable to soils.

Although much remains to be uncovered about soil organisms, soil ecologists have made tremendous progress over recent years, such that the roles and functions of soil organisms can be assessed. The objective of this report is thus to review the state of the knowledge of soil biodiversity, its functions, its contribution to ecosystem services, and its relevance for the sustainability of human society. In line with the definition of biodiversity given in the 1992 Rio de Janeiro Convention, soil biodiversity can be defined as the variation in soil life, from genes to communities, and the variation in soil **habitats**, from micro-aggregates to entire landscapes. In this report, soil encompasses both the mineral layers and the litter, and soil biodiversity is understood as the diversity of organisms that spend and can complete their entire life in the soil. Although many species are also part-time soil residents (insect larvae, beetles, mound-building insects, burrowing vertebrates), strict soil dwellers already represent a prodigious diversity of life. Moreover, they are the less known and less cared for component of global biodiversity, and as such are often overlooked.

---

<sup>4</sup> COM(2006) 231, 22.9.2006 ([www.ec.europa.eu/environment/soil/index\\_en.htm](http://www.ec.europa.eu/environment/soil/index_en.htm)).

### 1. 1. 1. SCOPE OF THIS REPORT

The purpose of this report is to provide the background and tools for policy-makers to take decisions that can help sustain soil biodiversity and functions. The report may also provide researchers with directions where their efforts need to be concentrated so as to fill gaps in knowledge. To this end, the first step is to describe soil biodiversity organisation and functions. The second step is to understand the importance of soil biodiversity to human society, by showing how these functions contribute to the provision of ecosystem services. This is followed by an analysis of the current and future threats to soil biodiversity (soil degradation processes, land management, climate change, biological invasions, pollution), so as to assess the risks faced by soil organisms and humans. Given this background, available tools for decision-makers are analysed, in terms of monitoring, management practices, or existing policies and regulations.

In order to make sense of the extreme diversity of soil biota, and to highlight the importance of soil biodiversity to human societies, it has been chosen to group soil organisms according to three all-encompassing ecosystem functions: transformation and decomposition, biological regulation, and soil engineering. Each of these functions can be performed by a characteristic assemblage of soil organisms, or **functional group**. The main benefit of this functional grouping is that it allows a better understanding of how activities vary over distinct spatio-temporal scales and how each **functional group** contributes to the provision of services.

## 1.2. WHAT IS SOIL BIODIVERSITY?

Biodiversity is considered to comprise all biological variation from genes to species, up to communities, ecosystems and landscapes (MEA 2005). Soil biodiversity is the variation in soil life, from genes to communities, and the variation in soil **habitats**, from micro-aggregates to entire landscapes. As many species have overlapping functions, there is less functional biodiversity than **taxonomic** diversity.

The sheer diversity found in soils has contributed to make soil ecologists precursors in many ways. They approached soil biodiversity from a functional perspective much earlier than aboveground ecologists. However, difficulties remain, since compared to the aboveground world, soils are an extremely heterogeneous habitat, and considering the small size of many organisms, processes and interactions take place at scales that are unimaginably small from a human perspective.

### 1. 2. 1. ABOVEGROUND VERSUS BELOWGROUND BIODIVERSITY

#### → SOIL BIODIVERSITY IS HUGE

Soils are the habitat and resource for a large part of global biodiversity: over one-fourth of all living species on earth are strict soil or litter dwellers (Decaens, Jimenez et al. 2006). They are home to a prodigious diversity of life, which can often be several orders of magnitude greater than that present aboveground or in the canopy of rainforests (Heywood 1995; Decaens, Jimenez et al. 2006). One square metre of land surface may contain some ten thousand species of soil organisms, whereas aboveground biodiversity is some orders of magnitude lower (Schaefer and Schauermaann 1990; Wardle, Bardgett et al. 2004).

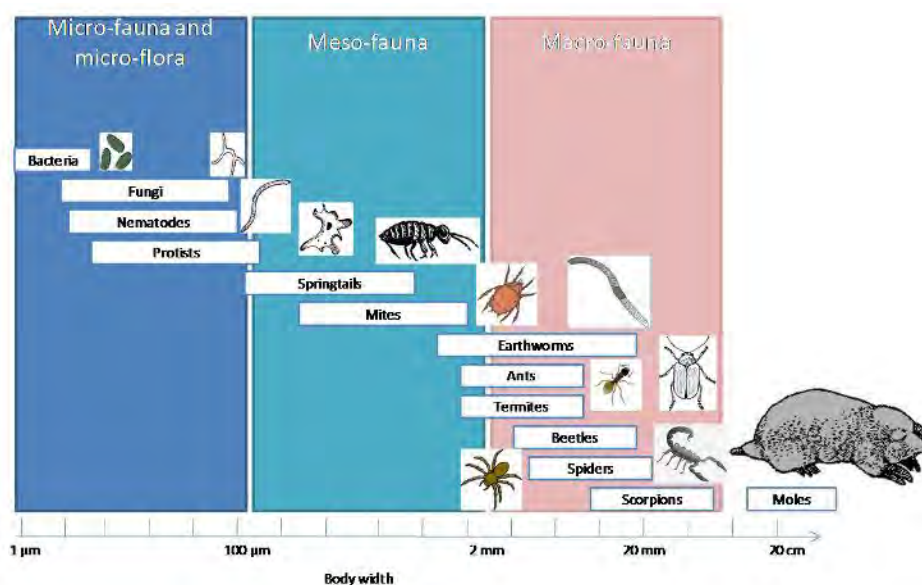
Microorganisms such as algae, bacteria and fungi form the majority of the soil biomass (Figure 1-1). One teaspoon of soil contains several thousands of microbial species,

several hundred metres of fungal hyphae, and more than one million individuals (Schaefer and Schauer mann 1990; Wardle, Bardgett et al. 2004). Indeed, as can be seen in Table 1-1, microbial species are still largely unknown. This is one of the major differences between aboveground and belowground biodiversity.

**Table 1-1: Estimated global number of aboveground and belowground organisms (adapted from De Deyn and Van der Putten 2005 and Wall et al. 2001)**

Group	Organisms	Known	% Known
Plants	Vascular plants	270000	84%
Macro-fauna	Earthworms	3500	50%
Meso-fauna	Mites	45231	4%
	Springtails	7617	15%
Micro-fauna	Protozoa	1500	7.5%
	Nematodes	25000	1.3%
Microorganisms	Bacteria	10000	1%
	Fungi	72000	1%
Marine species	All marine organisms	230000	30% <sup>5</sup>

Soils also comprise a large variety of invertebrates, such as earthworms, mites, spiders, beetles, ants and termites (Figure 1-1), as well as litter-inhabiting arthropods such as millipedes, centipedes and wood lice. But the best-known soil inhabitants may well be the small mammals, such as moles and voles which can show fantastic adaptations to living in a dark belowground world (Figure 1-1).



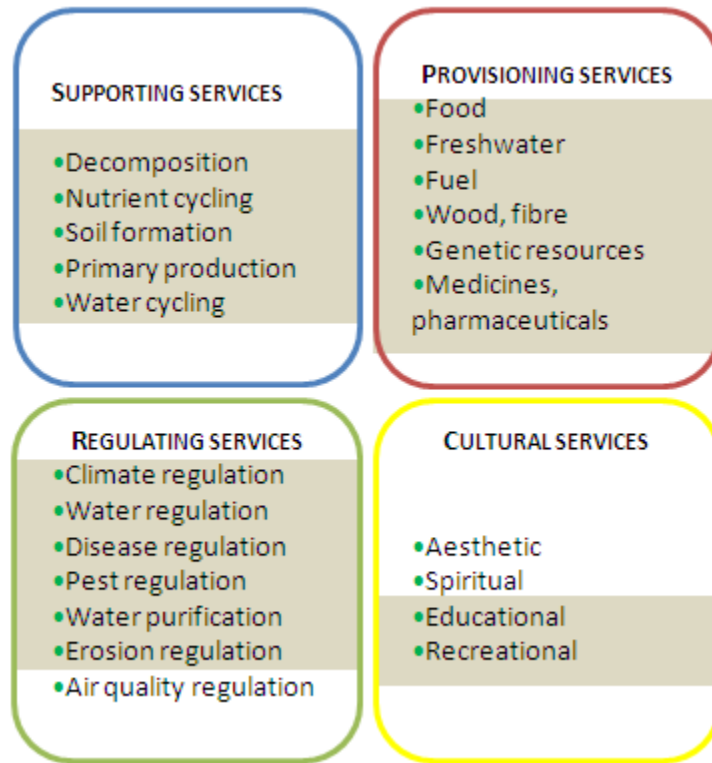
**Figure 1-1: Main soil inhabitants, by size**

→ **SOIL ORGANISMS ARE PROFOUNDLY INVOLVED IN ALL SUPPORTING ECOSYSTEM SERVICES**

When soil organisms eat, grow, and move, they perform essential services for ecosystems, as well as for human society (Figure 1-2). Among the key ecosystem services mediated by soil biota are the transfer, storage, and provision of clean ground water, the storage of carbon and the prevention of trace gas emissions crucial for climate control, as well as the provision of nutrients and pest and pathogen regulation, supporting plant growth and aboveground biodiversity. In fact, soil biota are involved

<sup>5</sup> Source : Census of marine life

in the provision of all the main supporting and **regulating services**, and the current rate of soil destruction, sealing and other threats due to the misuse of soil by humans, is threatening the sustainability of human life on earth. Soil is also a treasure chamber for biodiversity, which can generate new opportunities for developing novel medicines. Therefore, the responsible management of soil and its biodiversity is pivotal to sustaining human society.



**Figure 1-2: Contribution of soil biodiversity to the provision of ecosystem services (highlighted services)(adapted from (MEA 2005))**

**→ SOIL BIODIVERSITY DRIVES MANY ABOVEGROUND PROCESSES**

Most of the phenomena that are observed in the visible, aboveground world are steered directly or indirectly by species, interactions, or processes in the soil (Wardle 2002; Bardgett, Bowman et al. 2005). With the exception of fish, all the food that we eat, the air that we breathe, clothes that we wear, and construction materials that we use, are directly or indirectly linked to soil. This is why soil biodiversity is so pivotal for life on earth. Soil biota can regulate the structure and functioning of aboveground individuals and communities directly, by stimulating or inhibiting certain plant species more than others. Alternatively, soil organisms can regulate aboveground communities indirectly by altering the dynamics of nutrients available to plants. These indirect effects tend to involve less specific interactions and occur over longer durations than the direct regulations (Van Der Putten 2003, Wardle et al. 2004).

## 1. 2. 2. SOIL BIODIVERSITY – A COMPLEX WORLD

### → SOIL AS A HETEROGENEOUS HABITAT

Soil is an extremely heterogeneous habitat, which is not uniformly occupied by soil organisms. Soil microorganisms actually only represent 0.1% of soil by mass, and occupy less than 5% of the total soil volume (Ingham, Trofymow et al. 1985). Soil consists of a mosaic of inorganic minerals resulting from rock weathering, and organic material that is partly decomposed product of plants and other organisms (Box 1).

Soil microorganisms live within the pores left between soil particles, free or attached to surfaces, such as in water films surrounding soil particles (Stotzky 1997). The pore space can be of various shapes and sizes, depending on the texture and structure of the soil. Texture characterises the relative importance of clay (<5 µm), silt (5-50 µm) and sand particles (>50 µm). The smaller the particles, the more space they leave between them that can be filled by water and/or soil organisms. Indeed, a high density of small pores can result in less water availability for plants and small animals due to the intrinsic physical properties of water. For instance, clay soils have many small particles which make them more porous, whereas sandy soils have coarser particles. Accordingly, the surface area of pore space can exceed 24,000 m<sup>2</sup> in 1 g of clay soil, and this area decreases as the silt and sand contents increase (Gardi 2009). Soil texture also largely determines other soil characteristics, such as pH and organic matter content. Given the poor water retention capacity of sandy soils, nutrients and lime will be easily washed out, making these soils more acidic. Moreover, clay minerals can form aggregates with the humic compounds in the soil, thereby protecting organic material and affecting its availability in the soil. Soil organisms also directly modify soil architecture, creating further **habitats** within the pores, by building networks of solid structures.

#### Box 1: Soil Organic Matter and biological activity

Soil organic matter (SOM) is any component that contains carbon compounds from living organisms. Typically, the largest component of soil organic matter (up to 85%) is litter, the dead or decaying material mainly from plants. Living roots can make up another 10% of SOM, while soil organisms make up the remainder.

Plant residues contain 60-90% moisture, while dry-matter consists mainly of carbon, oxygen, hydrogen, and small amounts of sulphur, nitrogen (N) and phosphorus (P). Every year, soil organisms process 25000 kg of organic matter per soccer field. These nutrients are very important for soil fertility. Approximately half of SOM can be decomposed to its elemental form (the active SOM), while the remaining fraction, also known as **humus**, is more resistant to decomposition and accumulates in soil (the inactive SOM). SOM is a critical component of the soil habitat: by providing resources in the form of nutrients available to plants, it often constitutes hotspots of soil activity and is fundamental in maintaining fertile and productive soils (Tiessen, Cuevas et al. 1994; Craswell and Lefroy 2001). SOM is also an important ‘building block’ for the soil structure, contributing to soil aeration, and enabling soils to absorb water and retain nutrients. Soil organisms can also use SOM to bind soil particles together in aggregates, thereby modifying soil structure and creating new **habitats**. Moreover, given that soil comprises the largest pool of organic terrestrial carbon, understanding SOM dynamics is also pertinent to climate change concerns and greenhouse gas mitigation efforts (Cole 1996). SOM can serve as a buffer against rapid changes in soil pH, and the CO<sub>2</sub> storage as soil organic matter contributes to climate control.

The pore space can be either air-filled or water-filled, which limits the movements of soil organisms, since some may be strictly terrestrial and others strictly aquatic. The portion of pores that is filled with water or with air depends on the soil water content, with small pores being filled with water for longer periods than large pores.

The overall architecture of the pore network determines the type and abundance of soil organisms that can live there. Given the scale of soil organisms ( $\mu\text{m}$  to  $\text{cm}$ ) and total soil porosity (30-60% in the upper layers of most soils), there is actually a huge amount of habitable space. Each pore can be seen as an island where life is possible, separated from other suitable **habitats** by a hostile mineral and rock matrix. The labyrinthine nature of the pore networks defines where organisms can move and the size of the pores where prey and organic matter can afford physical protection.

Soil heterogeneity changes with the depth. The topsoil, or outermost 5-20 cm of soil, typically concentrates the majority of plant roots, most nutrients and organic matter, and therefore most biological activity (Box 1). In contrast, very little biological activity is known in the more densely packed subsoil below, because of the limited oxygen availability and less organic substance etc.

### → SOIL BIODIVERSITY IS DIFFICULT TO CHARACTERISE

To unravel the nature of belowground diversity has proven a challenging task. However, in the last decade, significant progress has been made, and new techniques have allowed exploring soil in a way that was not previously possible. For instance, communities of archeal bacteria are only starting to be explored but may be the main actors in the decomposition process (Leininger 2006). However, most soil biodiversity is not visible to the naked eye, and many soil species are still unknown (Table 1-1). Potentially as much as 99% of global soil bacterial and nematode species are still unknown (Wall, Virginia et al. 2000). Notably though, soil biodiversity is better known in Europe than those global numbers suggest. But even when they are known, the basic biology, ecology and distribution patterns of soil organisms often remain unknown (Fragoso, Kanyonyo ka Kajondo et al. 1999). The reasons for this are partly methodological, and partly intrinsic to the nature of soil biodiversity.

Distinguishing between different species of microorganisms can be challenging, despite the progresses made by using molecular techniques (e.g. DNA - DeoxyRibonucleic Acid-microarrays), which have allowed determining unculturable microorganisms. Today, less than 1% of microorganisms can be cultivated and/or characterised (Torsvik and Ovreas 2002). Although the morphological identification of species under the microscope has been replaced at least in part by molecular methods involving DNA or phospholipids analyses, most methods actually characterise entire communities rather than single species. Moreover, even with molecular methods, rare species or groups having lower DNA concentrations may not be detected (Borneman and Hartin 2000). For these reasons, progresses are still needed to have a precise knowledge of soil community microbial compositions. The characterisation of soil metagenome is currently underway and may yield important information on microbial diversity. However, one problem can arise with the extraction of DNA. It is suggested that the indirect method can give larger fragments than the direct method, and for this reason is suitable for the characterisation of soil metagenome. However, the extracted DNA may not be representative of the indigenous soil DNA (Bakken 2006).

The species concept is more complicated in soil than in aboveground ecosystems. Indeed, the rate of evolution of microorganisms is much faster than that of most aboveground organisms, and species identity is thus much harder to determine.

Aboveground, most organisms depend on sexual reproduction to create new genetic information and evolve. In contrast, microorganisms are present in the soil in much larger numbers compared to aboveground, and they can reproduce asexually (Box 2) at much faster rates, as short as 20 minutes. This enhances their potential for accumulating mutations and thus for adaptation compared to slower sexually reproducing species. Microorganisms are also able to gain new genetic information in their DNA without sexual reproduction, by horizontal gene transfer (see Box 2). This potential is actually increased, for example in soils that are rich in clay or humic molecules, which can protect nucleic acids from degradation, thus enabling them to be taken up by bacterial cells (Nannipieri 2002). This begs the question as to whether species estimates such as those presented in Table 1-1 are at all meaningful for microorganisms.

### Box 2: Vertical and horizontal gene transfer

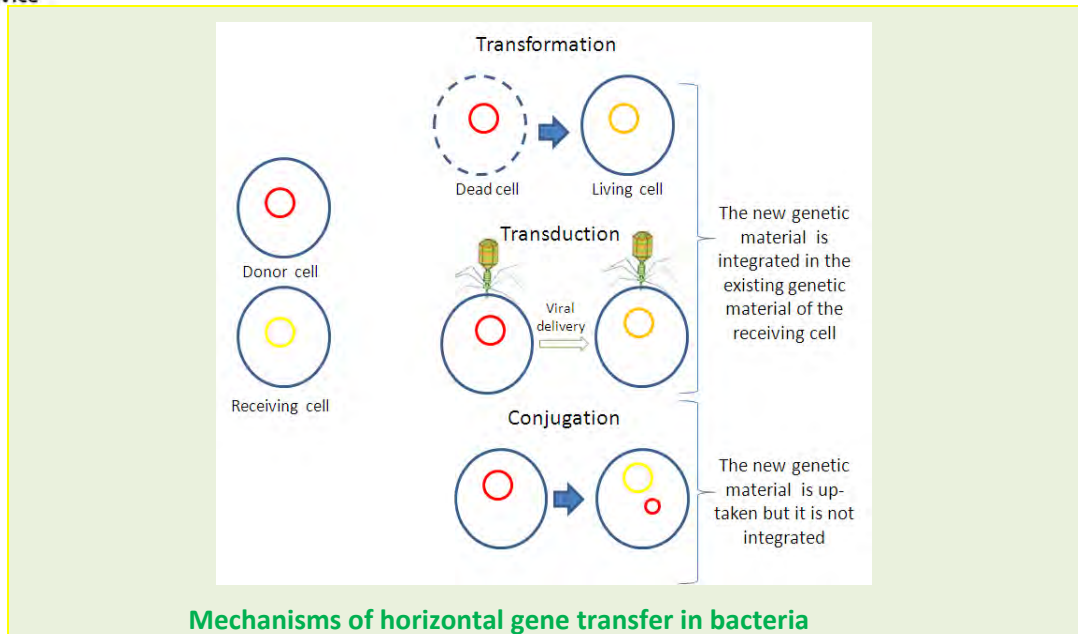
**Vertical gene transfer:** In the majority of living organisms, gene transfer occurs vertically from parental organisms to the offspring. This transfer can occur through sexual reproduction, if the genetic information of the two parents is recombined into the offspring, or through asexual reproduction, where the parental genetic information is simply replicated into the offspring. In both cases, errors in copy (or mutations) can occur, which offer a basis for adaptation, whereby mutations that favour the survival or reproduction of the offspring will be selected.

**Horizontal gene transfer:** In some cases an alternative path, the so called horizontal gene transfer, can take place. In this case, an organism incorporates genetic material (DNA) from another organism without being its offspring. All bacteria can perform horizontal gene transfer.

There are three main mechanisms through which horizontal gene transfer can occur:

- **Transformation:** a living bacterial cell uptakes and integrate foreign genetic material from surrounding dead bacteria cells
- **Transduction:** a virus transfers DNA between two bacteria. The new DNA is integrated in the DNA of the receiving cell.
- **Conjugation:** a living bacterial cell makes a copy of a portion of its DNA and transfers this genetic material to other unrelated bacteria through cell-to-cell contact. This additional genetic material may confer survival advantages to its host (e.g. providing resistance to antibiotics).

The transformation process can be important in soil since extracellular DNA adsorbed by soil particles and protected against degradation can be used for transforming competent bacterial cells (Pietramellara 2009). This means that DNA from a previous microorganism or from a spatially distant microorganism can be used by competent bacterial cells.



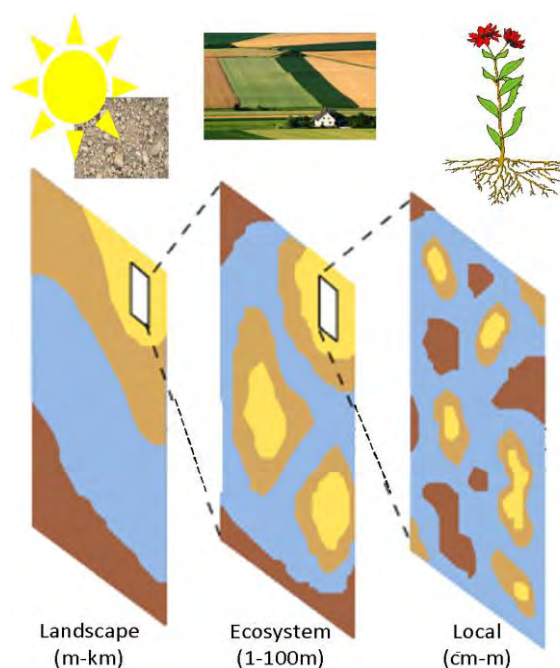
→ **SOIL COMMUNITIES ARE EXTREMELY DYNAMIC IN SPACE AND TIME**

**Spatial structure**

Soil organisms are not uniformly distributed through the soil, but species are found where they can find a suitable habitat: most species are concentrated around roots and in the litter-rich top layer. These habitats are shaped by processes acting at nested spatial scales. At the scale of entire landscapes, climate and soil texture set an envelope of possible habitat conditions. At an intermediate ecosystem level, variable factors influenced by land use and management, such as soil pH and organic matter content, determine the prevailing conditions of the habitat. Locally, litter quality and nutrients interact with these habitat factors to determine the specific local soil condition (Figure 1-3).

Population processes, such as dispersal, reproduction and competition, or small scale succession processes are also influenced by soil heterogeneity and together they are major determinants of the spatial distribution of soil organisms (Ettema and Wardle 2002). Biotic activity in soil often seems concentrated. In combination with soil heterogeneity, the limited dispersal ability of soil biota means that soil organisms have a limited active mobility in the soil matrix, usually not more than micrometres to centimetres. Reproductive strategies may also lead to aggregations of individuals, for instance for egg-laying species through clumped egg distributions, or for other species because of their small size and limited dispersal ability (e.g. bacterial colonies). However, soil organisms can sometimes become passively dispersed from few metres to thousands of kilometres by wind, water, or other vectors.





**Figure 1-3: Spatial structure of soil communities over three nested spatial scales, adapted from (Ettema and Wardle 2002)**

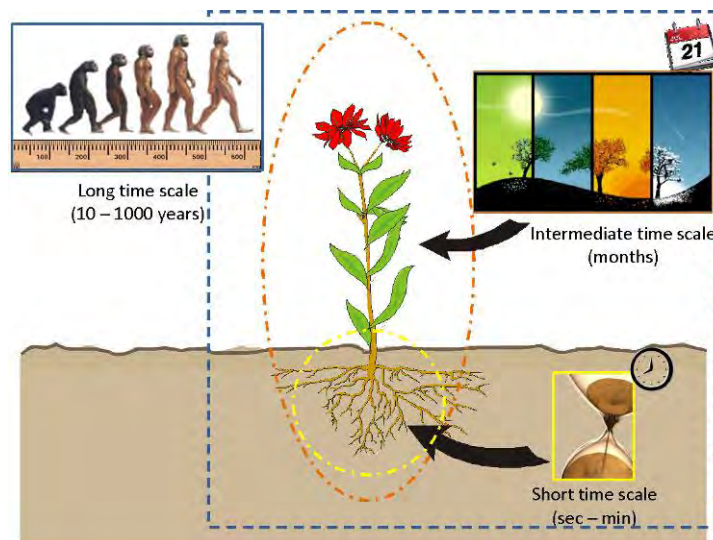
### Temporal structure

The lifetimes of soil organisms can vary from a few minutes to hundreds of years (Figure 1-4). This is because some soil organisms are capable of entering a **dormancy, which can last up to several** years, during which they are literally ‘asleep’. This confers them the enviable ability to travel in time, and to survive disturbances, absence of suitable hosts/**habitats**, and other adverse conditions.

The activity of soil organisms depends on whether a species finds suitable resources available. In general, the activity of soil organisms is regulated over three main temporal scales. As for aboveground biodiversity, over large to intermediate time scales the successional dynamics of entire ecosystems (tens to thousands of years) and the seasonal changes in vegetation productivity (months), influence the type of resources available to soil organisms, and therefore which species are active and which are not. This reflects the tight coupling between plants, microbes and other soil organisms. This tight coupling between plants and soil organisms is also revealed by pulses of nutrient release, driving the local activity of soil communities.

## 1.3. ISSUES FOR THE CONSERVATION OF SOIL BIODIVERSITY

Global biodiversity is declining at unprecedented rates, and conservation efforts have become intensified in recent years to prevent, or counteract this loss. Currently however, most conservation efforts and knowledge are focused on aboveground diversity. Soil animals represent only 1% of the IUCN (International Union for Conservation of Nature) red-listed species, and only eight soil species have CITES (Convention on International Trade in Endangered Species) protection worldwide (three scorpions, four spiders, and one beetle), despite the fact that soil biota represents almost one fourth of all species on earth (Decaens, Jimenez et al. 2006).



**Figure 1-4: Temporal structure of soil communities over three nested time scales**

### → CONSERVATION STATUS OF SOIL BIODIVERSITY

There is little data on the extinction of soil organisms as opposed to aboveground organisms. However, in a recent EU-wide sampling of macro-fauna (earthworms), over half of the species identified were rare, and found only once or twice across the different sites (Watt 2004). The disappearance of large endemic earthworm species has also been reported in the South of France (Abdul Rida and Bouché 1995), and many more earthworm extinctions have been reported in the tropics, such as the disappearance of the Acanthodriline earthworms in South Africa (Ljungström 1972) or of the giant 2-metre-long earthworm *Rhinodrilus fafner*. Overall, the results from some of the few attempts at monitoring the status of soil populations point to a decline in populations as the intensification of soil use increases (Ruiz Camacho 2004). Rarity may also be a consequence of the growing homogenisation of European landscapes due to urbanisation, similar agricultural practices, economic conditions, technical means, and choices in environmental planning. The effects of such homogenisation have been observed for aboveground biodiversity. For instance, it has been observed that urbanisation might cause a homogenisation of bird species present in EU countries, by decreasing the abundance of ground nesting bird species and bird species preferring bush-shrub habitats. Indeed no specific work has been carried out on soil biodiversity homogenisation. Soil species with broader habitat tolerances may be selected at the expense of species with specific habitat requirements that are unable to adapt to change and remain isolated in natural habitat fragments.

Although many species living in soil are in danger, their extinctions are probably completely unnoticed and the databases and tools to monitor this do not yet exist.

### → CURRENT RISKS TO SOIL BIODIVERSITY

Today, disturbance regimes are changing drastically under the combined effects of climate change, biological invasions, and direct human modifications of the environment. However, it remains very difficult to assess and predict how soil communities will respond to these disturbances.

Contrary to common belief, disturbances do not necessarily lead to long-term biodiversity loss. In many cases, moderate (intermediate) disturbances can actually be a positive force, enabling species co-existence, and thus increased biodiversity (Box 3).

### Box 3: Impact of disturbances on soil biodiversity

Environmental variability is an integral part of the dynamics of ecosystems, and some disturbances are inevitable. For instance, seasonal variations are within the normal range of disturbance for many organisms. However, climate change may intensify these seasonal disturbances, stretching the limits more towards those of extreme events, such as for example the severe summer droughts to which large parts of Europe has become exposed more frequently during the past decade. Such **unpredictable natural or anthropogenically-induced disturbances** (e.g. droughts, storms, fires, habitat fragmentation, the use of pesticides, fertilisers or tillage) alter the habitat of organisms and the functioning of the ecosystem, especially when these stresses build up simultaneously (Griffiths, Ritz et al. 2000).

Disturbances can have opposite impacts on ecological communities: on one hand, they are often recognised as the main drivers of biodiversity loss, while on the other hand, they are increasingly acknowledged to be one of the mechanisms promoting the co-existence of species. This apparent contradiction is solved by the **Intermediate Disturbance Hypothesis**, arguing that biodiversity is highest when disturbance is intermediate. The main idea is that with low disturbance, competitive exclusion by the dominant species arises, whereas with high disturbance, only species tolerant to the stress can persist.

One aim of conservation is to maximise the stability of ecosystems in response to disturbances. This stability can be seen as the **resistance** of the ecosystem to change, whereby ecosystems are able to continue to function without change when stressed or disturbed. Another component of stability is the **resilience** of an ecosystem to change, that is, its ability to bounce back and recover after a disturbance. **Resilience** thus can explain how long a system will take to recover after a disturbance. Communities with high **resilience** may return almost immediately to their original state, whereas communities with low **resilience** may take years to return their original state.

This is because a disturbance, while it may lead to the disappearance of some species, opens up niches or resources for other organisms to use. Moreover, an identical disturbance event can lead to very different outcomes in different soil communities, as species and communities exhibit distinct resistance and **resilience** to stress (Box 3). Thus the same disturbance event can have very little effect on some systems (high resistance and high **resilience**), while it may dramatically affect others although they may be able to recover very fast (low resistance and high **resilience**). Finally, the influence of a disturbance on a community depends strongly on its frequency, intensity, and on whether it is interacting with other disturbances (e.g. land-use change involves physical disturbances or the use of fertilisers and pesticides). Accordingly, predicting the impacts of disturbances for soil ecosystem functioning and services is complicated. Soil food webs are very complex, and many functions in soil are carried out by more than one species, in what is called functional redundancy. Given this functional redundancy, it could be thought that species may become extinct without any repercussions on the provision of soil services. But in fact, due to the highly integrated nature of soil food webs, any intervention that disturbs one function will inevitably affect the dynamics of others. Today, several lines of evidence point to the fact that ensuring high soil biodiversity has an insurance effect (Box 4).

#### Box 4: Functional redundancy: myth or reality?

Although there are many reasons to protect biodiversity for its intrinsic value, conservation efforts are increasingly justifying biodiversity conservation for the functions, or services, it provides. In this case, a major question is whether all species are important for soil ecosystem functioning.

To date, no consistent relationship between soil species diversity and soil functions has been found (Bardgett 2002; Bardgett 2005), implying that more species do not necessarily provide more services. This is because several species can perform the same function. Thus, according to the 'redundant species' hypothesis, only a minimum number of species is necessary for soil ecosystems to function (Naeem, Thompson et al. 1995) and the loss of a functionally redundant species would have little impact on the quantity or quality of the service provided (Naeem, Thompson et al. 1995; Hunt and Wall. 2002).

Other theories pertain that the fact that many soil species may appear functionally 'redundant' is rather related to our lack of understanding of soil systems (Wolters 2001). Indeed:

- **Not all functions exhibit redundancy**, some species may be the only ones able to perform their function. For instance, many species are involved in the decomposition of organic matter, and the loss of one of these species may not necessarily have a direct negative effect on the functioning of the ecosystem. In contrast, the breakdown of some toxic chemicals may only be performed by a single species of bacteria, in which case, the loss of this species means a complete loss of the function in the ecosystem. Nitrification (that is the transformation of nitrite into nitrate) is also performed by very few microorganisms.
- **Redundancy is highly context-dependent**, for instance, while two species of bacteria may appear to perform the same decomposition function, they may not perform it under the same range of conditions, or at all times. For example, one species could become inactive under heat stress whereas the other could still be functioning perfectly, or may even show increased activity.
- **Soil organisms can contribute to more than one function**, for example, many species of fungi and bacteria that are responsible for most of the transformation and decomposition processes also contribute, albeit to a lesser extent, to soil structure modification. Moreover, because of the integrated nature of soil food webs, some 'redundant' species may gain functional significance by regulating the activity of a functionally important species. Thus, species that are redundant for one function may play a key functional role elsewhere in the food web.

Therefore, according to the 'insurance hypothesis', it seems that there are many ways in which current, apparently redundant, diversity may have a function under future, unpredictable conditions. Given that we still know little about the role of single species, and according to the precautionary principle, it may thus be important to preserve this biodiversity for insurance purposes and not put our future at stake by reducing the insurance value of the biodiversity capital. This is also consistent with the principle of 'no net loss of biodiversity' (whether in the quantity or quality of the functions provided), advocated by the Convention on Biological Diversity.

## 2. SOIL BIODIVERSITY ORGANISATION

When including a wider range of processes that take place into soil, soil biodiversity may best be considered by focusing on functional groups, which are fewer in number than the feeding groups of soil organisms that are distinguished in soil food web models (Box 5). These **functional groups** play a major role in ecosystem functioning, and therefore in the provision of ecosystem services. They may be defined as a set of species that have similar effects on a specific ecosystem-level biogeochemical or biophysical process.

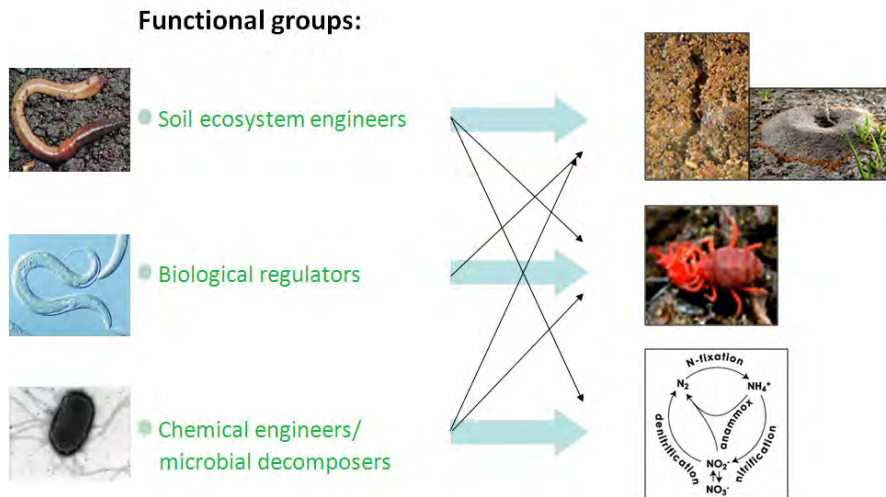
Since classifications can be based on different criteria, and even between functional approaches various levels of aggregations are being used (Lavelle 1997; Swift, Izac et al. 2004; Barrios 2007; Kibblewhite 2008), in this report, it has been decided to group soil organisms according to three all-encompassing ecosystem functions: transformation and decomposition, biological regulation, and soil engineering. Each of these functions can be performed by a specific assemblage of soil organisms, or functional group:

- **Chemical engineers** (transformers and decomposers): organisms responsible for carbon transformation through the decomposition of plant residues and other organic matter, and for the transformation of nutrients (e.g. nitrogen, phosphorus, sulphur)
- **Biological regulators**: organisms responsible for the regulation of populations of other soil organisms, through grazing, predation or **parasitism**, including soil-borne pests and diseases.
- **Ecosystem engineers**: organisms responsible for maintaining the structure of soil by the formation of pore networks and bio-structures, and aggregation, or particle transport.

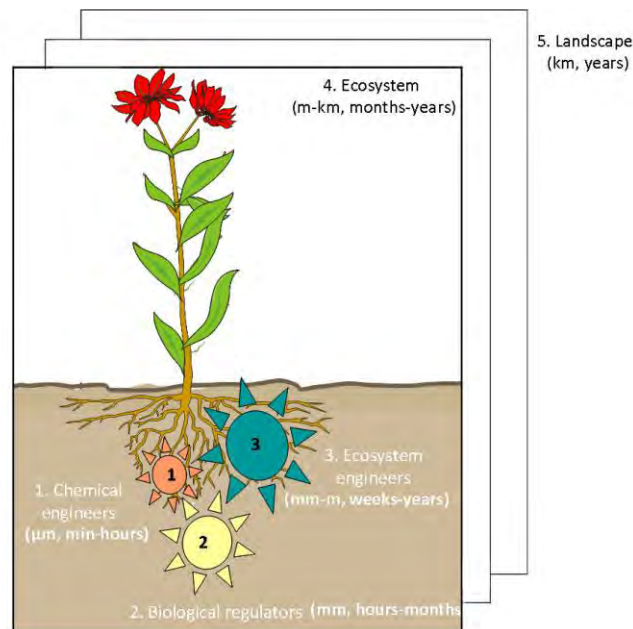
This classification may seem an oversimplification; however it has proven to be a good communication and analytical tool. The main benefit of this grouping is that the activities of the different **functional groups** can actually be mapped over a series of nested spatio-temporal scales ranging from small scale/short-term to large scale/long-term processes (Figure 2-2 and Box 5). This is because most soil organisms are influenced by the environment, according to their size and dispersal capacity. Thus chemical engineers are essentially composed of microorganisms, influenced mainly by local scale factors, although they are also susceptible to rare long distance/time travel events (passive dispersal, **dormancy**). Biological regulators tend to be largely composed of meso-fauna, while ecosystem engineers tend to be mostly macro-fauna, both of which are thus influenced by local as well as larger scale spatio-temporal processes (landscape scale and years). Thus this functional approach is a useful way to look at functions and provides a clear framework for management options (e.g. choose among direct action on the functional group affected or indirect action at higher spatio-temporal scales than that of the functional group affected).

It is important to highlight that the classification into **functional groups** is indicative of the most characteristic role of an organism, but is not rigid. For example, some biological regulators or chemical engineers (e.g. through the secretion of sticky proteins) can also act as ecosystem engineers (Figure 2-1). Similarly, many plant pests, such as herbivorous insects and **nematodes** are controlled at least in part by microbial

enemies. And while bacteria are chemical engineers given that their digestive capacities are greatly developed, they can also exert some limited disease control and some ecosystem engineering, at their scale of space (Young and Crawford 2004). On the other hand, earthworms that are clearly identified as ecosystem engineers, have some limited ability to digest organic matter with proper enzymes (Lattaud, Mora et al. 1999).



**Figure 2-1: Possible cross among functional groups**



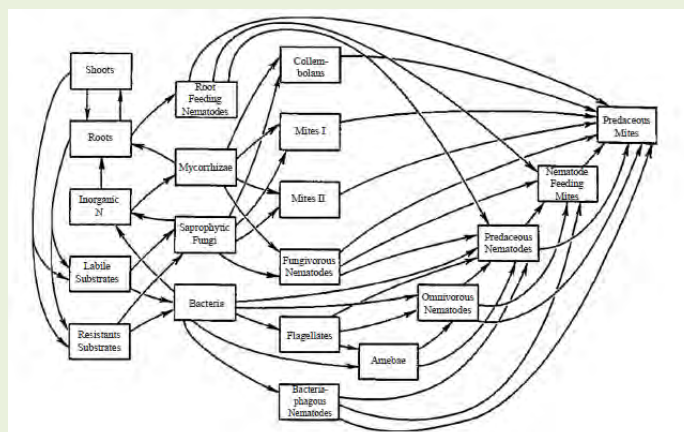
**Figure 2-2: Functional organisation of soil communities over five nested spatio-temporal scales of action. The size of the wheels represents the spatio-temporal scale.**

In this section, the description, biology, and functions of the main organisms in each functional group are briefly presented according to their main tasks in the soil (e.g. soil

formation) without taking into consideration other potential functions not related to soil ecosystems (e.g. pathogens for humans). Both the biotic and the abiotic factors influencing their ecology are also discussed. It is also important to clarify that, for the sake of simplicity, only the main types of soil organisms of each functional group have been described in this section. Organisms that are less clearly related to the highlighted functions (e.g. archea and viruses for chemical engineers, or millipedes, centipedes, beetles, caterpillars, enchyatreids, scorpions etc. for the other **functional groups**) are not explained in detail and have been briefly mentioned where relevant.

### Box 5: Food web approach

Historically, the study of soil biodiversity started with a mapping of the soil food webs, perhaps because the most fundamental integrating feature of soil communities is that of the feeding relationships between organisms. The figure below shows how the soil food web details the chain of energy transfer in the soil, which is based on grouping organisms in feeding guilds, according to their trophic role and food preferences (Hunt and Moore 1988, De Ruiter et al. 1995). In a simplistic fashion, the soil food web can be seen as fuelled by plants and photosynthetic bacteria that fix the carbon from the atmosphere through photosynthesis. Other soil organisms then obtain their energy by decomposing the plant residues and organic compounds found at the bottom of the food web, or by consuming other organisms. Throughout this process, nutrients are converted from organic to inorganic form and made available to plants and other soil organisms.



Example of a soil food web (Hunt, Coleman et al. 1987)

While the soil food web approach has been useful for understanding nutrient cycling and energy flows in soil communities, it has a limited capacity to explain other **ecosystem processes**. Indeed, by focusing exclusively on feeding, it overlooks other important processes not based on feeding relationships, such as soil structure development, **parasitism** and pathogenesis. Moreover, trophic groupings subsume a significant variation in functional behaviour, which is not made explicit in the food webs. Furthermore, the structure of the food web relies on biomass and species composition, whereas activity provides a better understanding of soil biological function. However, considering the questions addressed, the food web approach has provided a valuable contribution to place the feeding guilds and their roles in the soil in a structured and population-dynamical perspective, as well as a good entrance into functional soil biodiversity.

## 2.1. FUNCTIONAL GROUPS

### 2. 1. 1. CHEMICAL ENGINEERS: MICROBIAL DECOMPOSITION AT THE BASIS OF THE FOOD WEB

Chemical engineers are responsible for the chemical processes at the first level of the food web and encompass all the organisms that decompose organic matter through **catabolic** and **anabolic** reactions. Microorganisms, or the smallest soil organisms, such as bacteria and fungi, are by far the most important contributor to this group, since over 90% of the energy flow in the soil system is mediated by microbes<sup>6</sup> (Coleman and Crossley 1996; Nannipieri and Badalucco 2003). Also viruses are common in soil. This category of microorganisms, which represent a large and highly heterogeneous group, can infect all types of living cells, from bacteria to large animals.

#### → BACTERIA

##### What are they?

Bacteria are unicellular organisms which display a wide diversity of shapes and sizes. While they are usually smaller than 2  $\mu\text{m}$ , they can range from 0.5 to 5  $\mu\text{m}$ , be either spherical or rod-shaped, and occur in isolation or in various types of aggregations (Figure 2-3).

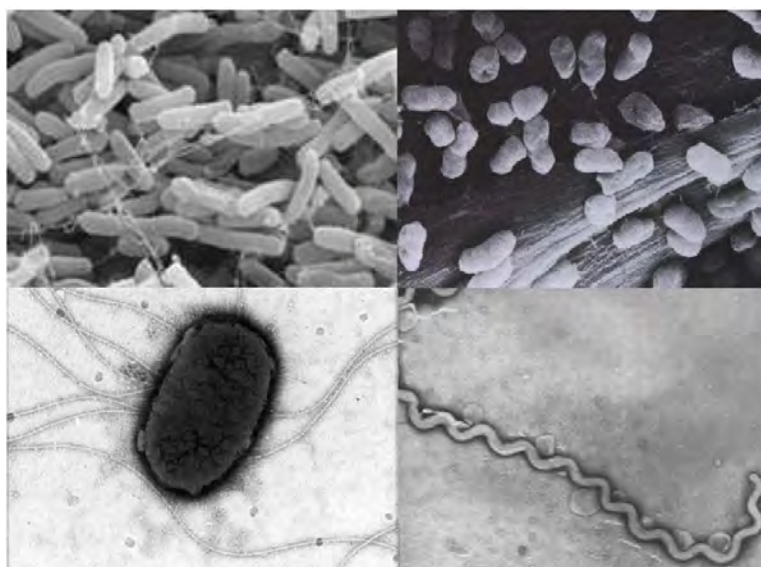


Figure 2-3: Examples of soil bacteria (body size: 0.5-5  $\mu\text{m}$ )<sup>7</sup>

This extensive array of morphologies reveals a prodigious diversity. Bacteria are probably the most species rich and the most abundant array of organisms on earth (Torsvik and Ovreas 2002). It is estimated that 4 to 6  $\times 10^{30}$  of bacteria may live on the earth, with the large majority (about 92%) living in the soil and its subsurface (Whitman, Coleman et al. 1998).

<sup>6</sup> Some data supporting this assumption were already presented in the International Biological Programme in the 70s: [www7.nationalacademies.org/archives/International\\_Biological\\_Program.html](http://www7.nationalacademies.org/archives/International_Biological_Program.html); last retrieval 6/09/09

<sup>7</sup> Picture in K. Ritz presentation COP9 Soil biodiversity event in Bonn, May 22<sup>nd</sup> 2008



There are typically a billion bacterial cells and about 10,000 different bacterial genomes in one gramme of soil (Torsvik, Ovreas et al. 2002). Bacterial biomass is also impressive and can amount to 1-2 t/ha – which is equivalent to the weight of one cow – in a temperate grassland soil (Killham 1994), that is to say 3 to 5% of total soil organic matter content. Some bacteria (Actinobacteria) form branching filaments resembling fungal **mycelium**. A few of them are pathogens while others are common in soil where they decompose organic matter. Actinobacteria form a wide range of antibiotics and are able to degrade many toxic pollutants. Another type of soil bacteria, called cyanobacteria, are autotrophic organisms and use photosynthesis to produce carbohydrates. The typical smell of freshly moistened soil or compost is due to a protein called geosmin produced by these organisms.

### Where do they live?

Bacteria are aquatic organisms that live in the water-filled pore spaces within and between soil aggregates.

Most bacteria are unable to move and attach to the surface of mineral or organic particles, forming dense mats of cells called bio-films (Donlan 2002). These aggregations of cells contain multiple species of bacteria and can display complex arrangements or secondary structures such as micro-colonies and networks of channels. Since they cannot move, their dispersal is dependent on water movement, root growth or the activity of soil and other organisms (Lavelle and Spain 2001).

Not all bacteria are fixed to structures, some types can move actively by using a flagella, bacterial gliding, twitching motility or changes of buoyancy (Bardy, Ng et al. 2003). Indeed, movements are of the order of microns and do not provide enough mobility to shift from a habitat to another.

Still, movements are highly limited and over 90% bacteria in soil are inactive because they have not been able to move towards an organic substrate to use (Lavelle 2002)(Box 6).

#### Box 6: The Sleeping Beauty paradox

Microorganisms are the main decomposers, responsible for over 90% of the mineralisation occurring in soils (Lavelle & Spain 2001) and able to decompose any kind of natural substrate. In optimal laboratory conditions, individuals can multiply extremely fast, tremendously increasing their biomass in short periods of time (in the order of days). However, in nature, the turnover time of microbial biomass generally varies between 6 and 18 months, that is 1,000 to 10,000 times slower than under laboratory conditions. This indicates that in nature, micro-organisms are inactive most of the time. This inactivity may be due to starvation, resulting from their inability to move towards new substrates once their immediate surroundings are exhausted. The apparent contradiction between laboratory and field observations has been named the ‘Sleeping Beauty paradox’ (Lavelle, Lattaud et al. 1995). The ‘Prince Charming’ of the story is any macro-organism, including plant roots, or physical process that may bring microorganisms in contact with new substrates to decompose, thereby activating them.

Importantly, earthworms provide the suitable temperature, moisture and organic resources within their guts for microbes to be activated (Brown, Barois et al. 2000). This makes the activation process more complex than tillage, and tillage is not relevant for such an activation of bacteria.

### What do they do?

As such, the activities of bacteria are directly dependent on relatively high soil water contents (Killham 1994; Lavelle and Spain 2001).

Bacteria are able to perform an extremely wide range of chemical transformations (see the end of this section also).

Bacteria also exhibit an extremely wide array of metabolic traits, which can be grouped in two main categories. **Heterotrophic** bacteria use organic carbon as their source of carbon. **Autotrophic** bacteria are particularly important in nitrogen cycling (Box 8). Some bacteria form symbiotic relationships, or permanent beneficial partnerships with plants. The principle of these symbiotic relationships is based on plants providing bacteria with simple carbon compounds from their roots, while bacteria fix nitrogen from the air in a form plants can use (Box 7). The best-known example of these is the symbiotic association between rhizobia and legumes. Some bacteria are highly specific and can only form associations with one host plant. This is the case of soy bean plants for instance. In contrast, other bacteria such as *Bradyrhizobium* can form symbiotic associations with both lupins and serradella. Other bacteria form **symbiosis** with animals such as those living in nephrids of earthworms and help in recycling of nitrogen. Others grow on the surface of fungal **mycelium** (e.g. **mycorrhiza** helper bacteria) or inside the fungal **mycelium**.

### How do they reproduce?

Bacteria grow and divide extremely rapidly, potentially doubling population in a few minutes (Eagon 1962).

The second remarkable characteristic of this group is that it can use horizontal gene transfer (Box 2). Soil bacteria can uptake proteins and DNA directly from the soil (Khanna and Stotzky 1992). This is based on the capacity of soil to adsorb important biological molecules, such as proteins and DNA, while allowing them to maintain their activity. By taking up those molecules, bacteria can diversify and evolve very fast.

### How long do they live?

Some bacteria are also able to survive through extreme physical and chemical stresses, such as high levels of UV light, heat, pressure or desiccation by entering a form of dormant stage. They do so by forming highly resistant dormant structures called endospores, which show no detectable metabolism. Bacteria can remain viable for years in that form, and be passively transported over long distances, giving them the enviable capacity to travel through time and across the planet.

## → FUNGI

### What are they?

Fungi are an immensely diverse group of organisms and are among the oldest and largest organisms on earth, encompassing a huge range of forms, from microscopic single-celled yeasts to complex structures such as rhizomorphs, fungal mats or fruit-bodies (Figure 2-4). Most fungi are invisible to the naked eye, living for the most part in soil, dead matter, and as symbionts of plants, animals, or other fungi. In the large majority of cases, fungi grow as thread-like multi-cellular microscopic filaments called **hyphae** (Figure 2-5). These filaments can assemble and intertwine into more complex macroscopic structures to form a **mycelium**, such as the mould on fruits. Fungi with their **hyphae** can explore soil, whereas the central body remains in one microhabitat,

differently from bacteria which has to move to explore microhabitats different from the original one.




Figure 2-4: Examples of diversity in soil fungi<sup>8</sup>



Figure 2-5: Cells and hyphae of the dimorphic fungus *Aureobasidium pullulans* (fungal hyphae diameter: 2-10  $\mu\text{m}$ )<sup>8</sup>

Currently, over 80 000 species of fungi described may live in soil at least part of their life, but many more remain to be discovered. The magnitude of total fungal diversity has been conservatively estimated at 1.5 million species (Hawksworth 1991). One gramme of soil can contain as much as one million individual fungi, while the fungi biomass in temperate soil can amount to 2-5 t/ha (Killham 1994). However, detecting which fungi are present in a soil is not an easy task, since many cannot be grown in cultures or are present only as spores or mycelium (as opposed to visible fruit bodies above the soil). Some mycelia are extremely long and can reach up to 200 m per gramme of soil (Bardgett 2005).

<sup>8</sup> Courtesy of Katarina Turnau

### Where do they live?

With their **hyphae**, fungi push their way between soil particles, roots and rocks. Fungal **hyphae** have a high surface area to volume ratio, which makes them specifically adapted to growth on solid surfaces and within substrates, since they can exert large mechanical forces.

However, some fungal species also grow as single cells, usually in aquatic environments, such as water-filled pores.

### What do they do?

Like animals, fungi need organic substrates to obtain carbon for growth and development. They are **heterotrophic** organisms that have evolved a remarkable metabolic versatility that allows many of them to use a large variety of organic substrates for growth, which would otherwise remain locked up in dead plants or animals. Some fungi live on dead or decaying organic matter, breaking it down and converting it to forms which are available to higher plants. Others are dependent on complex organic substances for carbon, breaking up sugars, starches, or lignin and cellulose in wood.

Specialised fungi can be pathogenic for the tissues of plants or to other fungi, while others form mutually beneficial relationships with plants, or **mycorrhizal** associations, by assisting in direct nutrient supply to the plants (Box 8). **Mycorrhizal** associations occur on almost all terrestrial plants and their specificity varies widely. Whilst many **mycorrhizal** fungi can form associations with many different host plants, others are either host-specific or severely host-limited. In addition, a single plant host may support a number of different **mycorrhizal** fungi within a single **rhizosphere** (Perotto, ActisPerino et al. 1996). Moreover, some fungi (very common in soil) hunt for small animals such as **nematodes** or amoebae. These fungi build various types of traps such as rings, or produce adhesive substance to entrap and to colonise the prey.

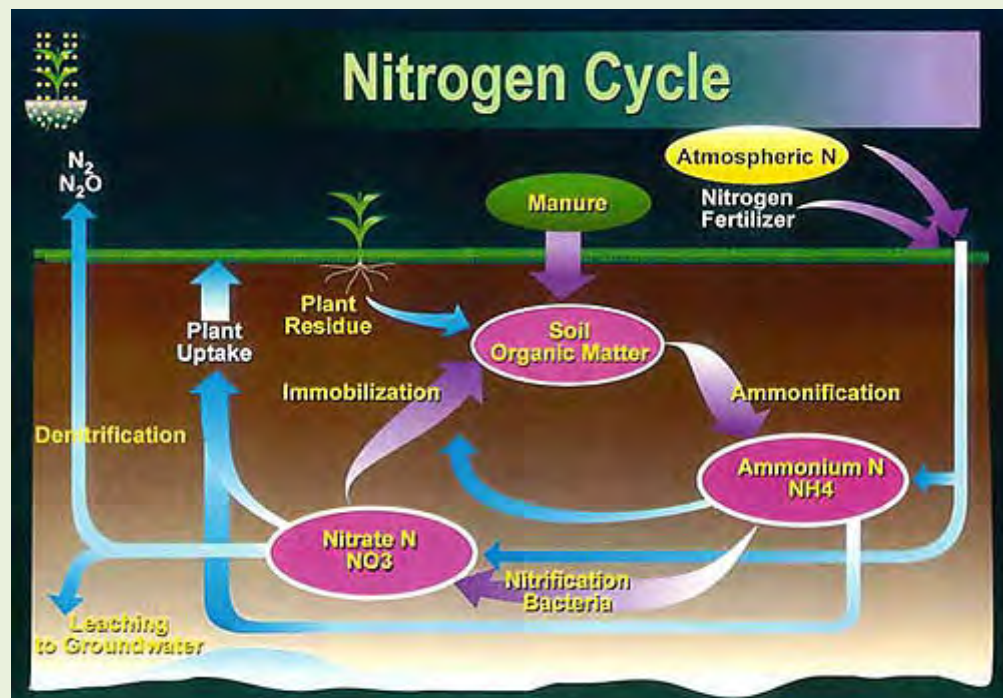
#### Box 7: The role of chemical engineers in the nitrogen cycle

The process of decomposition of organic materials is a gradual and complex process, which has taken place since life first appeared on our planet. In this process, chemical engineers feed upon decaying organic materials and convert the organic nitrogen back to mineral nitrogen. Under predominantly anaerobic conditions, denitrifying bacteria convert nitrate into atmospheric nitrogen. This nitrogen can then be fixed by free-living or symbiotic bacteria, thereby contributing to plant nutrition.

First, bacteria or fungi convert the organic nitrogen from decaying animals or plants to ammonium ( $\text{NH}_4^+$ ), in a process called **ammonification**. A number of microorganisms are able to perform this first mineralisation step. Moreover, plants and microbes may use organic nitrogen forms, thereby bypassing this mineralisation step (Nannipieri 2009). The direct uptake of low molecular weight organic compounds, such as amino acid, by soil microorganisms, is called “direct route” (Manzoni 2008). This is probably of most importance in N limited ecosystems, such as the arctic and alpine regions, but also potentially in low productivity agricultural sites (e.g. grasslands).

After ammonification, the chemical processes are conducted by specialist groups of bacteria. The **nitrification process** is conducted by small specialist groups of **chemotrophic** bacteria, called Ammonia Oxidising Bacteria (AOB), which convert this ammonia to nitrites ( $\text{NO}_2^-$ ) that are toxic to plants. Other groups of bacteria oxidise these nitrites into nitrates ( $\text{NO}_3^-$ ), which present no harm, and are useful for to plant

growth. Some bacteria can also reduce nitrate or nitrite to nitrous oxide under anoxic conditions. Plants can absorb ammonium ( $\text{NH}_4^+$ ) or nitrate ( $\text{NO}_3^-$ ) ions from the soil via their root hairs, or through **mutualistic** relations with rhizobium bacteria (see Box 8). Plants infected by **mycorrhizal** fungi can use both low (amino acids, amino sugars and peptides) and high molecular weight organic (proteins) N compounds as N sources (Schimel 2004). In many ecosystems, the critical process is not N mineralization but the depolymerization of N-containing compounds due to the activity of **enzymes**, such as extracellular proteases released by microorganisms. Thus, soil chemical engineers contribute directly to soil fertility. Alternatively, for the nitrate that is not absorbed by plants, **denitrification** can take place. Denitrification is the reduction of nitrates back to nitrogen gas into the atmosphere ( $\text{N}_2$ ). Denitrification is performed by the action of some bacteria in anaerobic conditions. These bacteria do not require air for their activity, but use nitrogen in the place of oxygen during respiration. Intermediate compounds in denitrification process are  $\text{NO}_x$  compounds with powerful greenhouse effects.



The soil nitrogen cycle

Image from: [www.soilsensation.net/images/nitrogen\\_cycle\\_orig.jpg](http://www.soilsensation.net/images/nitrogen_cycle_orig.jpg)

#### How do they reproduce?

Fungi can reproduce via both sexual and asexual reproduction through spores produced in specialised reproductive structures. Some species have lost the ability to form reproductive structures, and propagate solely by vegetative growth.

#### How long do they live?

The life span of fungi is difficult to define, especially for the species that grow clonally. Some fungi, like Armillaria, can become very large (hectares) and live for many years.

→ **FUNCTION**

Chemical decomposers can carry out many biological reactions and are involved in all major soil processes, ensuring a large part of soil biological activity. The main role of chemical decomposers in soil is the breakdown of organic matter into nutrients readily available to plants, and therefore animals and humans. They do so in a process called **catabolism**, through which large molecules are broken down into smaller units.

Chemical decomposers are involved in all the **catabolic** reactions contributing to the breakdown, transformation and mineralisation of carbon and nitrogen in soils. Most commonly, decomposition occurs in the presence of oxygen near the soil surface. Microorganisms use **enzymes** to oxidise the organic compounds. This process releases energy and carbon, nitrogen and phosphorus for their growth. The carbon is used as a source of energy, which is burnt up and respired as CO<sub>2</sub>. The first compounds to be broken down are those that have simple cellular structures, such as amino acids and sugars. Cellulose in leaves, wax and phenols have more complex structures, characterised by strong chemical bonds, and take longer to be decomposed. Lignin in woody parts is the slowest compound to be decomposed. Fungi in general can decompose more recalcitrant material than bacteria.

The mineralisation to carbon dioxide and nutrients readily available to plants can take more or less time. Organic molecules may still undergo several oxidations reactions before the nitrogen, phosphorus and sulphur are converted to ammonium (NH<sub>4</sub><sup>+</sup>), phosphate (PO<sub>4</sub><sup>3-</sup>) and sulphate (SO<sub>4</sub><sup>2-</sup>) which plants can use.

The main function of chemical decomposers is to extract the nutrients from decaying organic material in the form of ions that can then be absorbed by plants. Indeed, nitrogen is essential and limiting for plant growth, since it is needed for incorporation into amino-acids, nucleic acids, and chlorophyll. The different steps of the nitrogen cycle and its main actors are detailed in Box 7.

In anaerobic conditions (without oxygen), microorganisms reduce nitrogen to organic acids and ammonia.

Some organisms included in other **functional groups**, like for example earthworms or large arthropods, can also contribute to the decomposition of organic matter. They shred the organic matter chewing up dead plants (see also section 2. 1. 3).

Importantly, some microorganisms included in the microbial decomposer group can also play a role as ecosystem engineers. For example, some species of fungi produce a glycoprotein called glomalin which play an important role in soil aggregation due to its sticky nature (Rillig 2004; Purin 2007).

### Box 8: Mutualism

**Mutualism** is a biological interaction between two organisms of different species, where each individual derives a fitness benefit, for example protection for predators or food resources. In soil ecosystems there are many **mutualistic** interactions, often involving soil microorganisms. Here, two characteristic examples are provided of **mutualistic** relationships between bacteria, fungi and plants, which often increase the tolerance of plants to various stresses: **rhizobia** and **mycorrhiza**.

**Bacteria and leguminous plants (Rhizobia):** Root exudates stimulate the multiplication of free-living **rhizobia** bacteria. A bacterial colony typically develops on a root hair, which then begins to curl, and the cell is penetrated by the bacteria. The plant then encloses the multiplying bacteria by laying down a cell wall, forming an infection thread that may grow the nodule. In this association, rhizobium produces ammonium, thereby allowing plants to absorb nitrogen in the easiest route possible (compared to nitrate), since ammonium can be directly incorporated into proteins, without the need for any further chemical reactions. Importantly rhizobia cannot fix nitrogen without the plant and the plants cannot absorb nitrogen without the rhizobia, so these organisms need each other to survive. Sometimes rhizobia nodules can be red, due to a protein called Leghaemoglobin, which serves to fix surplus oxygen in the root. This protein is similar to our blood haemoglobin.



Root nodules created by rhizobium bacteria<sup>9</sup>

**Fungi and higher plants (Mycorrhizal fungi):** A similar type of **mutualism** occurs in the roots of higher plants with fungi. Higher plants and trees (gymnosperms, angiosperms) present **mycorrhiza**, which is an intimate **mutualism** between fungus and root tissue. The **mycorrhizal** fungi gain constant and direct access to the carbohydrates produced by plants during photosynthesis. In turn, the fungi actually form a network of filaments that grow in and around the plant root, thereby enabling the plants to use the large surface area of **mycelium** to improve their mineral absorption capacity. Plants can access nutrients and water that they may not have been able to reach otherwise. Three main types of **mycorrhizal** associations exist. In free-living associations between plants and fungi, usually on the roots of trees, the **mycorrhiza** form tightly matted sheaths (arbuscular **mycorrhiza**).

<sup>9</sup> Image from: [www.morning-earth.org/graphic-E/BIOSPHERE/Bios-C-PlantsNew.html](http://www.morning-earth.org/graphic-E/BIOSPHERE/Bios-C-PlantsNew.html)

## → SPATIO-TEMPORAL DISTRIBUTION

Microorganisms are not distributed randomly in the environment. They usually occur in colonies and bio-films, caused by two main biological factors: the location of food sources and the specific reproduction processes of the microorganisms

At the micro-scale, active chemical decomposers are usually found in 'hotspots' of increased biological activity, probably reflecting the micro-distribution of available substrate and inhabitable pore space (Nunan, Wu et al. 2002), which can be mediated by soil engineers (Beare, Coleman et al. 1995). Indeed, only a few microhabitats have the right set of conditions to allow microbial life, such as aggregates and pores with different physico-chemical properties from the bulk of the soil, zones with accumulated organic matter or animal manures, or in the soil immediately around plant roots (the **rhizosphere**) (Kowalchuk, Buma et al. 2002) (Grundmann and Debouzie 2000; Nannipieri, Ascher et al. 2003).

Large-scale spatial patterns of microbial distribution are also detected, both horizontally and vertically. Vertically, large scale aggregations in the subsoil may be due to nutrient transport through the soil profile: the distribution of flow paths regulates the supply of nutrients and thus the distribution of bacterial communities (Nunan, Wu et al. 2002) and the presence of plant roots, which provide nutrient-rich resources for microbial growth. Horizontally, spatial aggregations in the top-soil at larger scales may instead be determined by variations at the landscape level (Robertson, Klingensmith et al. 1997; Smith, Halvorson et al. 2002). However, in between the micro- and large-scales, it is not always clear whether some microbial patterning exist. Some studies find no spatial structure at intermediate scales (0.1 – 1m)(Nunan, Wu et al. 2002), while others do, possibly reflecting the different scale of influence of individual arable plants, and earthworm species on microbes (Rossi, Lavelle et al. 1997; Saetre and Baath 2000; Jimenez, Rossi et al. 2001).

The time-table of microbial metabolism is also important to consider with typical turnover rates in soil of 0.2-6 years for the soil microbial biomass compared to the much longer turnover time for organic material, depending on what type of litter has been produced by the plants. Importantly, within the same spatial scale, microorganisms can present a high temporal variability in their activity rate due to the presence of both active and resting cells (Felske and Akkermans 1998).

### 2. 1. 2. BIOLOGICAL REGULATORS

Biological regulators act as regulators of microbial activities, mainly through grazing but also through **parasitic** or **mutualistic** interactions with other microbes or invertebrates. These interactions control the abundance of populations in the soil food webs, together with the resource supply as made available by the chemical engineers. They are composed of a diverse group of organisms, comprising **protists**, **nematodes**, and **microarthropods**. They also contain pathogenic and **parasitic**/herbivorous regulators of plant abundance. Moreover, the class of enchyatroids, also called 'pot worms', play a role of biological regulators activating microflora, and occasionally, especially in soil with no earthworms, of soil engineers (Box 9).



### Box 9: Enchytraeids

Pot worms are small white creatures commonly found in European soils and best known as fish food to most of us. Scientifically, they are known as Enchytraeids and are segmented relatives of the earthworm. This group also includes aquatic species, such as ice worms. With body sizes ranging from 1 to 50 mm, they are much smaller than other earthworms, and barely visible to the naked eye.

Pot worms feed on the same type of litter as earthworms. Their diet is mainly composed of bacteria, fungus and organic matter. They are also known to prey on **nematodes**. They are efficient at aerating soil and at breaking down some organic materials. Enchytraeids have a wide tolerance to water, but have little adaptation to drought. They prefer an acid environment that is moist, and may migrate up and down daily in response to changes in soil moisture. Accordingly, they reach their greatest abundance in the moist temperate soils. Some Enchytraeids can even be found under snow and glacier ice, and they are common in the sub-arctic. However, although some species can thrive in higher temperatures, many are seriously affected and may die off at annual means above 16 °C. Some species have the surprising ability to produce red blood to survive low oxygen conditions.

Enchytraeids are hermaphroditic, which means that each individual possesses both male and female reproductive organs, although some species can reproduce through **parthenogenesis** and asexually by fragmentation and also by self-fertilization in a cycle of about 20 days.



A typical enchytraeid worm

#### → PROTISTS

##### What are they?

**Protists** are a diverse group of unicellular **eukaryotes**, typically ranging from 10–50 µm, but sometimes reaching lengths of 1 mm (Figure 2-6). They are the smallest organisms within biological regulators, and can reach densities of about 10<sup>6</sup> cells per gramme of soil. In one hectare of soil, the equivalent in weight of 2 sheep of **protists can be found**.

##### Where do they live?

**Protists** need bacteria and fungi to feed on, and the water around soil particles to live and to move in, so that besides food, moisture is critical for their survival. They live in the water layer around soil particles.



Figure 2-6: A typical soil protist (body size: 2-200  $\mu\text{m}$ )<sup>10</sup>

Protists can be classified according to the way they move. Ciliates move by beating their cilia like tiny oars, amoebae move by extending parts of their cells as pseudopods, and flagellates swim by waving their flagella like a whip. Protists have a high dispersal potential due to their capacity to live in resistance forms which can be passively transported by wind and/or water floods for several kilometres.

#### What do they do?

Protists control bacteria populations. To kill their prey, protists surround it and engulf it in their cytoplasm, digesting it in stomach-like compartments called vacuoles.

#### How do they reproduce?

Asexual reproduction is their most common form of reproduction, through division in two identical (binary fission) or multiple daughter cells (multiple fission). But in cases of environmental stress, sexual reproduction is also possible, usually as a means to recombine genetic information.

#### How long do they live?

During their life cycle, protists can have proliferative stages and dormant stages (e.g. cysts). In the dormant form, protists can survive extreme environmental conditions, and for long periods without access to nutrients, water, or oxygen. Protists are also able to spread fast and differently according to the environmental conditions.

### → NEMATODES

#### What are they?

The other main component of biological regulators is roundworms or nematodes. Nematodes are tiny worms of about 0.5-1 mm in length which are common in soils everywhere (Figure 2-7). They can reach densities of 10-50 individuals per gramme of soil and have successfully adapted to almost every type of environment, even the most extreme ones such as Antarctica and deep sea oceanic trenches.

Nematodes are, in general, some of the most diverse groups of species, with over 80 000 nematodes species already described, but a total 500 000 species estimated (Bongers and Bongers 1998).

<sup>10</sup> Image from: [www.blm.gov/nstc/soil/protozoa/index.html](http://www.blm.gov/nstc/soil/protozoa/index.html)



**Figure 2-7: *Caenorhabditis elegans*, a soil nematode used as a model in genomic research (body size: 500  $\mu\text{m}$ )<sup>11</sup>**

### Where do they live?

**Nematodes** are common in almost any soil, but they prefer somewhat coarser textured, porous soils. They move in water films inside pore spaces, except in the smallest pore spaces, which are not accessible for them. They tend to have a limited dispersal capacity of a few centimetres, although some **nematodes** can migrate up to a metre per year. They also have capacity of passive dispersal by wind, or attached to animals.

### What do they do?

**Nematodes** are ubiquitous on earth due to their high adaptability. They are important components of soil food webs (Coleman 1984) and can be classified according to their feeding habits (Yeates 2009). Some species feed on algae, others on bacteria, fungi or plant roots. Other species still are predatory, and feed on other **nematodes** and **protists**, while some are omnivores and will eat any of the above. This diversity in feeding habits is important for agriculture: the production of some predating nematode species in fermenters is an established tool in biological plant protection

Their hunting technique depends on their diet. Fungal-feeders puncture the cell wall of fungi to suck their contents, whereas predatory **nematodes** attach themselves to the cuticle of other **nematodes**, scraping it away until their internal body parts can be extracted.

**Nematodes** are concentrated where their main preys occur. Thus the occurrence of bacterial and fungal-feeding **nematodes** is related to where the bacteria and fungi are located in the soil. Root-feeders are concentrated around roots of stressed or susceptible plants.

### How do they reproduce?

Most **nematodes** have sexual reproduction, and important phenotypic differences exist between males and females, with males usually much smaller than females. Some species are hermaphroditic, and keep their self-fertilised egg inside the uterus until it hatches. Sometimes, the juvenile will cannibalise its parent.

Some species are **parasitic** and spend a part of their life cycle inside a host, other species are free-living. The life cycle is pretty simple in free-living **nematodes**, where

<sup>11</sup> Image from: [www.idw-online.de/pages/de/image46368](http://www.idw-online.de/pages/de/image46368)

the larvae hatch from eggs, eventually growing into adults. In contrast, the life cycle is often much more complicated for **parasitic** species, where individuals pass through several juvenile stages before becoming adult.

### How long do they live?

Similarly to **protists**, **nematodes** have the capacity to become dormant, in a desiccated state, when the conditions are not suitable for them anymore, such as in hot and dry conditions. Thanks to this ability, some specimens have been found to continue to live after 40 years in a slide collection.

### → MICROARTHROPODS

#### What are they?

**Microarthropods** are small invertebrates that rely on an external skeleton for body structure. They range in size from microscopic to a few millimetres, and include small insects, such as springtails, as well as some spiders and mites. Springtails (*Collembola*) is the only insect without wings and have a segmented body of 0.2-6 mm with specialised appendages, including a spring-like tail used for jumping (Figure 2-8).

Mites (*Acaridae*) are the most abundant arthropod living in soil. Their density in forest soils can reach hundreds of thousands of individuals per square metre, whereas mites often go un-noticed because of their small size (most are a few tens of  $\mu\text{m}$ ) (Petersen H and Luxton 1982). About 50 000 mite species are known, but it has been estimated that up to 1 million species could be included in this group. In one hectare of soil, the equivalent in weight of four rabbits of soil fauna can be found.



Figure 2-8: Example of springtails (*Collembola*) (body size: 0.2-6 mm)<sup>12</sup>



Figure 2-9: Examples of the common red mite and predatory mite eating a springtail (body size: 0.5-2 mm)<sup>13</sup> and other soil microarthropods

<sup>12</sup> Image from: [www.amentsoc.org/insects/fact-files/orders/collembola.html](http://www.amentsoc.org/insects/fact-files/orders/collembola.html)

<sup>13</sup> Image from: [www.prairieecosystems.pbworks.com/Dennis-NaturalistGuide](http://www.prairieecosystems.pbworks.com/Dennis-NaturalistGuide)

### Where do they live?

This class of organisms have limited burrowing ability and generally live in surface litter or confined in the topsoil. Due to their small size, most species are capable of squeezing through small pore spaces and root channels.

Most have limited mobility. Springtails usually live in aggregations, and have a gregarious behaviour driven by secreted pheromones that helps single individuals avoid non favourable (e.g. dry) **habitats**. Mites are highly heterogeneous and, depending on the species, their habitat and ecology can be extremely different.

### What do they do?

**Microarthropods** can have varied feeding habits. Most soil-dwelling **microarthropods** are herbivores, fungal feeders, or predators. The predators eat **nematodes** or other **microarthropods**. Some of them are generalists, feeding on several prey types, whereas others are specialists, hunting only a single prey type. Springtails and mites for instance mostly eat decaying vegetation associated bacteria and fungi. They are however also known to occasionally eat **nematodes** or other micro-invertebrates (Figure 2-9).

### How do they reproduce?

**Microarthropods** mostly reproduce sexually. However, in springtails, reproduction can be sexual (through spermatophores) or via **parthenogenesis** (without fertilisation by a male). Some mite species are **parasites** and are dependent on the interaction with a host to complete their life cycle.

Some **microarthropods** can present a complex life cycle with multiple life stages, such as larvae and nymphs.

### How long do they live?

Usually, in European temperate regions, they would have one or two generations per year. However, most **microarthropods** are capable of **cryptobiosis**, a state of suspended metabolism, which enables them to survive extremes of temperatures or dryness that would otherwise be lethal.

### → FUNCTION

Biological regulators act as integrators of the food web, linking the lower functional level of chemical engineers in space and time, and regulating their dynamics (by feeding and contributing to the dispersion of microbes), mainly through predation and through modulating their activation during the digestion process (Neutel 2007)(Swift 1979). The microbial activity continues in faecal pellets that the invertebrate occasionally re-ingests taking advantage of the substrates released by microbes.

Moreover, **parasitic** and **mutualistic** actions of biological regulators directly regulate the abundance and the activity of chemical engineers through top-down effects. At low densities, predators stimulate the growth rates of their prey populations (e.g. bacterial feeders stimulate bacterial growth), but at high densities they reduce the populations of their prey. Predation often suppresses microbial populations more than resources, such that food resource availability is not a limiting factor for them anymore. This regulation can induce cascading effects on the abundance, biomass, or productivity of the lower trophic levels. However, predatory regulation is highly context sensitive. Therefore, its effects can change substantially in the face of disturbances, since food webs are highly dynamic and open entities, that can change in species attributes,

composition and dynamics (de Ruiter, Wolters et al. 2005). This applies even more to some other functions, such as **parasitism**, or plant pathogenesis, where specificity is much higher. **Parasites** and pathogens contribute not only to the regulation of species abundance, but also to the regulation of biodiversity.

**Protists** and **nematodes**, through their predatory action help disperse both organic matter and decomposers in the soil, and play a role in fragmenting organic matter and increasing its surface area for microbial attack (Anderson, Coleman et al. 1981; Griffiths, Ritz et al. 1994). In this way, they indirectly contribute to increasing the availability of nutrients that would otherwise remain immobilised in the microbial biomass (Ingham, Trofymow et al. 1985). Evidence exists that increased complexity in the food web may sometimes accelerate nutrient mineralisation (Couteaux, Mousseau et al. 1991; Setälä and Huhta 1991; Setälä, Tynni et al. 1991), which may then promote productivity.

Moreover, the action of the biological regulators can influence aboveground biodiversity. Indeed, through their effects on plant presence and plant chemistry, biological regulators also influence interactions between plants and aboveground pests and diseases (Scheu 2001; Van der Putten, Vet et al. 2001). Therefore, this **functional group** is also central in the development of semi-natural ecosystems, sustainable agriculture and forestry, by indirectly influencing plant abundance, invasive species outbreaks, and plague and pests outbreaks in crop systems.

#### → SPATIO-TEMPORAL SCALE

The distribution of biological regulators in ecosystems and entire landscapes follows gradients in soil type, water availability and cultivation practices. For example, the distribution of springtails in agricultural landscape can follow large-scale soil carbon gradients and type of land cultivation (Fromm, Winter et al. 1993). Likewise, the distribution of **nematodes** can often also be explained by land management and soil disturbance. For instance, a model showed that when the availability of resources is fluctuating, the distribution of **nematodes** mainly depends on the ability of species to re-colonise resource-rich patches from neighbouring patches (Ettema, Rathbun et al. 2000).

However, further spatial patterns in the composition of biological regulators can be found at slightly smaller spatial scales within ecosystems. For example, an aggregated spatial pattern (6-80 m) of **nematodes** was observed in an agricultural soil, despite the homogenising effect of monoculture (Robertson and Freckman 1995). These results suggest that important soil food web components can be strongly patterned at sub-hectare scales. That this patterning is maintained in an ecosystem subjected to the homogenising influences of annual soil tillage and a monoculture plant population is remarkable, and suggests that such patterning may be even more common in less-disturbed sites. The inclusion of these patterns in studies on ecosystem processes and soil community dynamics may significantly improve soil trophic models and our understanding of the relationship between soil populations and ecosystem functions.

At the smallest spatial scales, biological processes and soil structural and chemical heterogeneity are the main structuring agents. For example, ecological conditions which look uniform from the perspective of our own eyes are not perceived as such by for example amoebae (a protist).

Over larger spatial scales, passive dispersal can play a huge role. For instance, the same species of springtails can be found all over the Arctic zone (K. Hedlund, personal

communication), **nematodes** and **protists** are known to have large bio-geographical distributions and earthworms can be passively dispersed by human activities.

At a given time, only a small subset of species is biologically active: only the species capable of using the resources currently available. Thus the activity of biological regulators tends to follow pulses: their growth and reproduction usually follows seasonal patterns of resource abundance, but as soon as conditions become inadequate, they then have the ability to survive long periods in resistant, resting stages. For instance, for bacteria-feeding **protists** and **nematodes**, growth is generally at its maximum during the first weeks following addition of organic material to soil (Christensen, Griffiths et al. 1992). Then the majority of soil **protists** enter in a resting phase, forming **cysts** (Figure 2-10) (Ekelund and Ronn 1994), while other members of the soil biota, like for example, **microarthropods**, even if they do not form such resting recognizable forms, may also have periods without activity, as eggs or nymphs. In conclusion then, when resources are scarce, many biological regulators are able to tune their activity in time rather than disperse in space.



**Figure 2-10: Cysts of nematodes (size:  $\mu\text{m}$ -mm)<sup>14</sup>**

### 2. 1. 3. SOIL ECOSYSTEM ENGINEERS

Ecosystem engineers are organisms that modify environmental conditions for other organisms through their mechanical activities (Jones 1997). Soil ecosystem engineers have the ability to build resistant organo-mineral structures and pores by moving through the soil and mixing the soil, in process known as **bioturbation**. Earthworms, termites, ants and roots have been identified as the most important soil engineers (Lavelle, Bignell et al. 1997).

However, soil engineers also include many other invertebrates, such as millipedes, centipedes, beetles, caterpillars, and scorpions, which may be more or less responsible for soil formation function. Engineers can also include some vertebrates which are part-time soil residents and primarily dig the soil for food or shelter, such as voles, snakes, lizards, mice, rabbits, etc. (Box 10). Soil organisms included in other **functional groups** can also play a relatively minor role in soil engineering. Bacteria and fungi also play a role in soil structure formation, for example arbuscular **mycorrhizal** fungi exude compounds that enhance soil aggregate formation and fungal mycelia have been shown to physically enmesh aggregates and to bind them together.

**Box 10: Burrowing mammals**

<sup>14</sup> Image from: [www.ipm.iastate.edu/ipm/icm/2007/7-30/nematode.html](http://www.ipm.iastate.edu/ipm/icm/2007/7-30/nematode.html)

Most burrowing mammals, with the exception of moles, are only part-time soil residents. They may include large creatures such as badgers and small ones such as shrews. They typically dig burrows and tunnels underground to gain protection from predators and weather extremes. Territorial species may maintain a set of burrow systems, whereas others such as badgers dig many burrows that are not maintained.

Their digging mixes topsoil with litter and faeces. This helps fertilise the soil and buries soil organic matter, which benefits many plants and soil microorganisms. Their burrows and tunnels also allow water from heavy storms to rapidly infiltrate the soil, rather than runoff. Moreover, the burrow systems aerate the soil, providing oxygen around plant roots. They may also bury seeds, thereby promoting plant dispersal and growth.



European badger emerging from burrow<sup>15</sup>

→ EARTHWORMS

**What are they?**

Earthworms range from a few millimetres to several tens of centimetres and they are basically a long digestive system in the shape of a tube (Figure 2-11).

Earthworms often form the major part of the soil fauna biomass, representing up to 50% of the soil fauna biomass in some temperate grasslands, and up to 60% in some temperate forests.



Figure 2-11: *Lumbricus terrestris* (anecic earthworm, size range: 0.5-20cm)<sup>16</sup>

<sup>15</sup> Image from: [www.badger-watch.co.uk/gallery/images/Badger.html](http://www.badger-watch.co.uk/gallery/images/Badger.html)

<sup>16</sup> Image from: [www.ync.ca/bronze%20level%20guide/nd\\_worm\\_watch.htm](http://www.ync.ca/bronze%20level%20guide/nd_worm_watch.htm)



Several thousands of earthworm species, grouped into five families, are distributed all over the world. In Europe, but also North America and Western Asia, the most common worms belong to the family *Lumbricidae*, which has about 220 species.

### **Where do they live?**

Earthworms are burrowing creatures, ingesting soil and expelling it either at the soil surface or in the space that they have just emptied by soil ingestion. They travel in their burrows by muscular contractions which alternately shorten and lengthen their body, aided in their progression by the secretion of lubricating mucus. In this way they can move for several metres.

### **What do they do?**

Earthworms play a major role in soil functions like the decomposition of organic matter. They are herbivores and can be divided into three main ecological categories: (1) the **epigeic** or leaf litter-/compost-dwelling worms, (2) the **endogeic** worms that live in the topsoil and also feed in the soil, mostly on plants, and (3) the **anecic** worms that spend most of their time in the soil, in the semi-permanent deep burrows they construct, but which feed on the surface litter that they generally mix with soil. **Epigeic** worms have little impact on soil structure, and **anecics** and **endogeics** are responsible for most engineering work, through their burrowing and mixing activities.

Moreover, the gut of earthworms is actually a very active microbial reactor with specific environmental conditions that selectively awake dormant soil microorganisms. Therefore, as a result of their microbial activity, earthworm casts exhibit high relative concentrations of nutrients, such as  $\text{NH}_4^+$  and P.

### **How do they reproduce?**

The majority of earthworms are hermaphrodites, which means that each individual possesses both male and female reproductive organs. Despite this peculiarity, earthworms still mate, in order to exchange sperm with which they will then inject their own eggs. A minority of species can also reproduce by **parthenogenesis** (asexual reproduction) which gives them significant advantages in colonising new environments and being occasionally invasive species.

### **How long do they live?**

It generally takes about one year for earthworms to develop to the adult stage, although only a relatively small proportion (20 to 30%) make it to this stage. Some large deep soil living species may live several years.

## **→ TERMITES**

### **What are they?**

Termites are small insects, measuring around 0.5-2 cm in size, depending on their cast and on the species (Figure2-12). All termite species are highly social and live in colonies of up to one million individuals.

Although they are most common in tropical environments, termites can live just about anywhere as long as the ground does not completely freeze in the winter. But while almost 3 000 species of termites have now been identified, less than ten species occur in natural **habitats** in Europe, and only a few of these live in soil.



**Figure2-12: European termite (termite's average body size: 0.3-0.7 cm)<sup>17</sup>**

### **Where do they live?**

Subterranean termites live and breed in soil, sometimes several metres deep - although some colonies may build nests inside fallen trees or in other aboveground locations.

The nests of termites are elaborate structures made using a combination of soil, mud, chewed wood/cellulose, saliva, and faeces that create a protected living space and optimal humidity through water condensation. Inside the nests, a network of tunnel-like galleries provide the possibility to move through the nest structure and ensure air-conditioning and control the CO<sub>2</sub>/O<sub>2</sub> balance (Abe 2000).

Neither individual termites nor colonies normally travel long distances as they are constrained to live within their territorial border or within their food materials.

### **What do they do?**

Termites are major detritivores, which play a crucial role in the soil food web. They are able to degrade cellulose, a complex sugar molecule that gives trees and shrubs their structure. Cellulose cannot be digested by most other organisms, including humans. Termites feed mostly on cellulose from dead plant material, such as wood and leaf litter, but also on animal dung (Lavelle and Spain, 2001).

Some termites are also soil-wood feeders and soil feeders, which means that they ingest a high proportion of mineral material. Their nutrition derives mainly from well-decayed wood and partly humified soil organic matter.

Another group of termites, in some areas of the world, grow fungi in their nests on macerated plant material cakes (fungus-growing termites).

### **How do they reproduce?**

Termites are **eusocial** insects living in organised colonies comprising casts, or sets of different looking individuals designed to perform definite tasks. Colonies start with a queen and her king, but at their maturity, they can reach several hundred to several million individuals. The queen is the central and largest individual in the colony, whose function is to produce 10-20 eggs in the early stages of a colony, but up to several thousand eggs per day after several years. Meanwhile, thousands of workers are toiling around, tending to the queen, building and maintaining the nest, gathering food or feeding the young larvae. A handful of soldiers, with large heads and powerful jaws, are posted outside the nest, to guard the nest and the colony.

<sup>17</sup> Image from: [www.uky.edu/Ag/Entomology/ythfacts/bugfun/riddlans.htm](http://www.uky.edu/Ag/Entomology/ythfacts/bugfun/riddlans.htm)


### How long do they live?

Termites typically live a few weeks with the exception of the royal couple that may live for years.

### → ANTS

### What are they?

Like termites, ants are small social insects, ranging in size from 0.75 to 52 mm, which live in colonies. Ants thrive in most ecosystems and have colonised almost every place on earth. Their success may be attributed to their extraordinarily diverse range of life strategies and their ability to modify **habitats** and tap resources (Figure 2-13).



**Figure 2-13: *Lasius neglectus* ants, recently invading Europe (2.5-3 mm)<sup>18</sup>**

To date, more than 12 000 species of ants have been described, but Europe is one of the less diverse regions, hosting less than 200 ant species (Hoelldobler and Wilson 1990).

### Where do they live?

Ants live in underground nests that consist of a series of underground chambers, connected to each other and to the surface by small tunnels. Inside the nest, there are rooms for nurseries, food storage, and mating (Box 11).

### What do they do?

Most ants are generalist predators, scavengers and indirect herbivores, but a few have evolved specialised ways of obtaining nutrition (e.g. by raising other insects or fungi within their nests) (Wilson and Holldobler 2005).

Ants display an extraordinarily diverse range of life strategies, including mimetic, **commensal**, **parasitic**, and **mutualistic** interactions with other species. Moreover, within ants of the same or of different species, very complex communicative, competitive and cooperative interactions may exist.

Some species of ants in the temperate and boreal forests of Eurasia have been observed to build large parts of their nests aboveground, using organic materials collected from the surrounding soil, thus increasing the spatial heterogeneity of soil for water and available nutrients, as well as tree growth (Jurgensen, Finer et al. 2008).

<sup>18</sup> Image from: [www.m.gmgrd.co.uk/sbres/367.\\$plit/C\\_67\\_article\\_2040546\\_body\\_articleblock\\_0\\_bodyimage.jpg](http://www.m.gmgrd.co.uk/sbres/367.$plit/C_67_article_2040546_body_articleblock_0_bodyimage.jpg)

### Box 11: Ant gardens

Some species of ants in the Tropics can create huge nests which are amazingly well-integrated into the local vegetation: the ant gardens. The nests contain large quantities of **humus** and thus form a good environment for seed germination. In fact, ants continuously carry seeds into the nest, and those seeds then germinate and become plants contributing to maintain of the overall nest structure. In addition to its structural role, the presence of vegetation is important as a source of food for ants. In turn, ants ensure the dissemination of the plant seeds. The nest size progressively increases, in parallel with the plant growth. Different species of ants and arthropods can progressively be integrated in the garden, creating a veritable micro-ecosystem (Corbara 1999).



Ant garden (Corbara 1999)

#### How do they reproduce?

Like termites, ants are **eusocial** insects living in colonies, with different casts of individuals. Ants emerge from an egg and develop by complete metamorphosis with the larval stages passing through a pupa stage before developing as an adult. Depending on the species and the age of the colony, colonies can count a handful of individuals to millions of individuals.

#### How long do they live?

The life span of ants is extremely variable depending on the considered species. It can range from a few months to several years.

#### → ISOPODS

#### What are they?

Isopods form a very heterogeneous and ubiquitous group of crustaceans (more than 10 000 species). They have a segmented body and range in size from 0.5 mm to several tens of centimetres (Figure 2-14).



Figure 2-14: Isopods (1-10 mm)<sup>19</sup>

<sup>19</sup> Image from: [www.morning-earth.org/graphic-E/BIOSPHERE/PLANTIMAGE/SOIL%20LIFE/sowbug24](http://www.morning-earth.org/graphic-E/BIOSPHERE/PLANTIMAGE/SOIL%20LIFE/sowbug24)

### Where do they live?

Many of them live in the aquatic environment, but members of the suborder *Oniscidea* (about 5 000 species) are fully terrestrial and may typically leave in litter layers (e.g. sowbugs and pill bugs). These are by far the most successful group of crustaceans to invade land.

### What do they do?

Isopods usually have a detritivorous feeding regime, and act as ecosystem engineers at producing sometimes rather stable faecal pellets. They can occasionally be very important ecosystem engineers, mainly in desert areas (Yair 1995). Isopods can display a range of feeding habits, some being herbivores, detritivorous, carnivores or **parasites**.

### How do they reproduce?

Isopods reproduce through sexual reproduction.

### How long do they live?

The average life span of most isopods is about 2 years but some have lived as long as 5 years.

### → MOLES

### What are they?

Moles are small mammals with a hairless, pointed snout in front of the mouth opening and cylindrical bodies measuring about 15 cm in length. They are fantastically well adapted to underground burrowing, with small covered eyes, no external ear, and very wide, broad forefeet (Figure 2-15).




Figure 2-15:- European mole<sup>20</sup>

Moles are very common, and can be found everywhere in Europe, except Ireland<sup>21</sup>. They are present in most **habitats** where the soil is deep enough to allow tunnelling and are not able to maintain existence in hard, compact, semi-arid soils such as in coniferous forests.

<sup>20</sup> Image from: [www.cornwallwarrener.co.uk/Moleman\\_devon\\_cornwall.html](http://www.cornwallwarrener.co.uk/Moleman_devon_cornwall.html)

<sup>21</sup> During the last ice age, most parts of Ireland were covered, as was Britain, and as the ice retreated animals from the south moved northwards. Moles they did not get into Ireland because the sea level rose too quickly.

### **Where do they live?**

Moles spend almost all their lives underground in an extensive system of permanent and semi-permanent tunnels. The permanent deep burrow system forms a complex network that can cover hundreds of metres, at varying depths in the soil. The permanent tunnels are used repeatedly for feeding over long periods of time, sometimes by several generations of moles. This is also where moles build their nest, usually one or more spherical nest chambers, each lined with a ball of dry plant material.

However, most of the underground network of a mole is usually made up of shallow 3-4 cm diameter tunnels that range over its hunting grounds. These surface tunnels are usually short-lived and may not be used again or only re-traversed at irregular intervals.

Moles make their home burrows in high, dry spots, but they prefer to hunt in soil that is shaded, cool, moist, and populated by worms and grubs. Thus surface tunnelling typically occurs in newly cultivated fields, in areas of light sandy soil and in very shallow soils, where prey is concentrated just below the surface. The deepest tunnels are used most in temperature extremes, such as in times of drought and low temperatures.

### **What do they do?**

Moles are predators, feeding primarily on earthworms, but also on other small soil invertebrates, such as insect larvae in the summer. They have very large food requirements, and need to eat from 70% to 100% of their weight each day. This requires them to move extensively in the search of prey, shearing the soil with their forefeet and scooping it to the surface to form a molehill. They are capable of extending their tunnel system by 30 cm per hour in this way.

They catch their prey either by trapping or hunting: they can collect the prey that have fallen through their tunnels or chase and dig them out. Once caught, they can paralyze earthworms thanks to a toxin in their saliva. They then store some of their prey in special 'larders' for later consumption – up to 1000 earthworms have been found in such larders.

### **How do they reproduce?**

Males and females are solitary for most of the year, occupying exclusive territories. With the start of the breeding season males enlarge their territories, tunnelling over large areas in search of females. A litter of 3 or 4 baby moles is born in the spring and disperses from their mother's nest after approximately a month and a half. Dispersal takes place aboveground and is a time of great danger.

### **How long do they live?**

Most moles don't live beyond 3 years but can live up to 6 years. Their main predators are owls, buzzards, stoats, cats and dogs but vehicles and humans also kill many.

### **→ PLANT ROOTS**

Roots are one of the main ecosystem engineers. The amount of roots present in the soil can be almost as large as, or even larger than, the amount of aboveground plant biomass (Figure 2-16).

### What are they?

Roots are the part of the plant that typically lies belowground and anchors the plant to the ground, while absorbing nutrients and moisture from the soil. The first function is generally performed by short lived thin roots whereas anchoring is performed by perennial large long lived roots. Root systems can vary in shapes and sizes. They can be shallow or deep, and comprise coarse roots (> 2mm) that are perennial organs equivalent to tree branches, and fine roots which are short lived organs specialised in water and nutrient uptake. Roots will generally grow in any direction where suitable conditions of aeration, mineral nutrients and water availability exist.



Figure 2-16: Excavated root system<sup>22</sup>

### What do they do?

The two major functions of roots are the absorption of water and inorganic nutrients, and the anchoring of the plant body to the ground. Roots often participate in the storage of food and nutrients and they can produce, or store chemicals that are used in defending plants against plant-feeding enemies.

The region of soil immediately adjacent to and affected by plant roots (about 2 mm) is called the **rhizosphere**: it is a very dynamic and species rich environment. This is because roots draw nutrients and water to the plant, while exuding organic compounds, which together makes the environment of the **rhizosphere** very different from the rest of the soil. Soil microorganisms feed on these so-called root exudates, thereby attracting larger soil organisms to feed on them. The concentration of soil organisms can be up to 500 times higher in the **rhizosphere** than in the rest of the soil.

Moreover, the roots of many plant species enter into **symbiosis** with certain fungi or bacteria (Box 8), which can promote the acquisition of nitrogen, phosphorus and water.

### How long do they live?

Plant roots are highly dynamic; root hairs live only a couple of days at maximum, while other parts may turn over in a couple of days or weeks. Only the larger anchoring roots can become as old as the plant itself.

### → FUNCTION

Contrary to biological regulators, the effect of ecosystem engineers mainly develops through non trophic relationships. At the heart of the soil engineering concept is the ability of ecosystem engineers to move through the soil and to build organo-mineral structures with specific physico-chemical properties (Lavelle 1997; Hedde, Lavelle et al. 2005; Mora, Miambi et al. 2005). Ecosystem engineers thus alter ecosystem dynamics

<sup>22</sup> Photo by Keith Weller, Ag Research Magazine

through these structures, directly, by modifying or creating **habitats**, or indirectly, by regulating the availability of resources for other species (Jones, Lawton et al. 1994).

Some organisms included in the other two **functional groups** can also act as ecosystem engineers. Aside from their main function in decomposition, soil-microorganisms also play other minor roles of engineering in the soil. For instance, bacteria and fungi can produce (exude) a sticky substance in the form of polysaccharides (a type of sugar) or proteins that help bind soil particles into small aggregates, conferring structural stability to soils. Thus, chemical engineers can contribute to the soil engineering function. However, in general their effect is less marked than that originated by ecosystem engineers.

Similarly to chemical engineers, the largest biological regulators (springtails and mites) also have an engineering function. They can produce structures from organic matter where microbes can live and function. These structures can be produced either by altering microbial decomposition rate through grazing and excretion of nutrient rich faeces contributing to the formation of the structures (Cole 2002). Although the impact of faeces on soil physical properties is limited, these structures may alter the spatio-temporal patterns of decomposition and mineralisation. While mineralisation may be enhanced in short periods inside those structures, in the longer term, the aeration and water storage may be limited, resulting in an important decrease of mineralisation (Toutain, Villemin et al. 1982). In addition, these structures may leach organic acids that affect, in the long term, soil functioning.

#### **Main types of structures created by ecosystem engineers**

Three main groups of structures are commonly found in European soils, and exhibit different physico-chemical properties from the surrounding soil.

- Earthworm casts

Earthworms ingest soil and leaf tissue to extract nutrients and then excrete casts, or small faecal pellets ranging in size from a few millimetres to several centimetres in diameter. Typically, granular casts are very small and formed by isolated faecal pellets and are generally produced by **epigeic** worms, whereas globular casts are larger and normally produced by **endogeic** or **anecic** earthworms. They comprise an accumulation of oval-shaped pellets which coalesce to form large structures.

- Earthworm tunnels

Earthworms construct galleries through their movements in the soil matrix. Each time they pass through the gallery they coat its walls with mucus. These galleries may be filled with casts and contribute both to macro-pore formation or eventually micro-aggregate formation.

- Termite mounds / Ant heaps

In their building activities, termites process high quantities of material and transport small particles from the deeper to the upper soil horizons. Thus their mounds exhibit different soil properties as compared with surrounding soil. Similarly, through their nest-building activities, ants can incorporate a lot of organic matter and nutrients into the soil. All these activities contribute to the mixing of soil and the formation of soil aggregates.



### Habitat modification and creation

Ecosystem engineers are primarily physical engineers, building resistant soil aggregates and pores that serve as habitat for all smaller soil organisms (Box 12). In that way, ecosystem engineers greatly enhance the amount of habitat available for other soil organisms. However, they operate some degree of selection, as they may decrease the number of plant **parasitic nematodes** through a stimulation of the plant's natural defences, and also remove a significant proportion of the surface leaf litter with significant – although sometimes positive – effects on litter arthropod communities (Marinissen and Bok 1988; Loranger, Ponge et al. 1998). For instance, the effect of earthworms on aggregate formation results from the net outcome of their feeding and burrowing activities. Earthworms create macro-pores through their tunnelling activities and ingest soil particles and organic matter, mixing these two fractions together and expelling them as surface or subsurface casts. They can thus produce casts at rates of several hundreds of tonnes per ha, with maximum values well above 1,000 tonnes in tropical savannas (Lavelle 1978). These casts can then form stable aggregates as long as they experience a drying cycle (Shipitalo M J and Protz R 1989; Blanchart, Albrecht et al. 1999; Blanchart, Albrecht et al. 2004).

Through their activity, soil engineers modify the soil aggregation rate and porosity, having impacts on associated hydraulic properties (Barros et al. 2001, Lavelle et al. 2001). Engineers generally maintain high levels of aeration and porosity of soil through the formation of structures such as burrows, tunnels, galleries, casts, mounds etc. and by increasing the proportion of stable aggregates in the soil and thus stable inter-aggregate porosity. For instance, the large vertical galleries of **anecic** earthworms facilitate the flow of water through the soil profile, increasing the transport of water and nutrients leaching into the deeper soil layers (Neiryneck, Mirtcheva et al. 2000). Similarly, ant nests have been shown to affect water infiltration rates and soil organic matter content (Hoelldobler and Wilson 1990).

### Regulation of resources

The structures created by the activity of soil engineers are privileged sites for a number of soil processes (mineralisation, de-nitrification, nitrogen-fixation, water and air infiltration), becoming hotspots of diversity and litter transformation where nutrient availability is increased (Lavelle et al. 1997).

Litter transformers such as isopods or *Myriapoda Diplopoda*, consume dead plants and produce organic aggregates in the form of faecal pellets a few tenth of millimetres in size (Brethes, Brun et al. 1995). These faecal pellets are moister and higher in nutrients than the surrounding soil, which favours their colonisation by chemical engineers. Five to 25% of the whole soil micro-flora can be found close to the surface of galleries, which only represents 3% of soil volume (Lavelle and Spain 2001). These structures serve as incubators for microbial digestion and do not usually last very long, since they are usually ingested back by the worms. They may alter the timing and spatial pattern of microbial decomposition. As a consequence, ecosystem engineers can greatly enhance the mineralisation of nitrogen and can simulate other nitrogen transformation such as denitrification.

Moreover, since earthworms can consume and incorporate large amounts of organic matter into the soil, they have important effects on the dynamics of soil organic matter and soil physical processes at different spatio-temporal scales (Decaëns, Jimenez et al. 1999).

The activity of ecosystem engineers also generally results in improved soil fertility and plant production (Scheu 2001), through its indirect effect on the activity of chemical engineers and nutrient cycling as well as direct effects on plant physiology (Blouin, Barot et al. 2006). Indeed, experiments show that a decline in the abundance and diversity of local invertebrate engineer communities, may have occasionally detrimental impacts on soil functioning when an invasive earthworm compacting species transforms the whole surface soil into a continuous layer of compacted soil that creates lethal anaerobic conditions for plants roots (Chauvel, Grimaldi et al. 1999). Similarly, the tunnelling efforts of termites help to aerate soils, which can result in patchy changes/improvements to soil composition and fertility, by allowing water transport for instance.

### Box 12: Soil aggregates

Soil particles can be bonded together in larger structural units called aggregates. These aggregates fit more or less closely together, creating spaces of many different sizes providing **habitats** for other soil organisms, and able to store air, water, microbes, nutrients and organic matter. Typically, micro-aggregates (< 250 µm) are bound together by temporary agents, such as roots and fungal **hyphae**, or transient agents, such as microbial polysaccharides, to form macro-aggregates (> 250 µm).

Ecosystem engineers are one of the main actors influencing aggregate dynamics. For example, earthworms affect the ratio of macro- to micro-aggregates by ingesting and expelling aggregates of various sizes during their tunnelling and feeding activities. The casts they expulse are rich in organic matter, and although these casts are not stable when they are freshly formed and wet, the mix of organic matter, mucus and soil can make them highly stable casts upon drying.

A second important mechanism of macro-aggregate formation is through the activity of roots and chemical engineers. Active growing roots and fungal **hyphae** can initiate macro-aggregate formation by enmeshing fine soil particles and binding them together (e.g. through secretion of sticky proteins). Microbial or root exudates, composed of long and flexible polysaccharides bind them together in stable aggregates that can resist decomposition.

The formation and breakdown of aggregates directly influences the dynamics of soil organic matter. Aggregates physically protect SOM from microorganisms and microbial **enzymes** and influence microbial turnover. For example, earthworms may stabilise SOM through the incorporation and protection of organic matter in their casts (Martin 1991; Guggenberger, Thomas et al. 1996; Bossuyt, Six et al. 2004; Bossuyt, Six et al. 2005).

The stability of aggregates is crucial, since unstable aggregates are unable to withstand pressure and compaction, thereby leading to poor water infiltration and aeration. The stability of macro-aggregates can only be maintained if there is a continuous replenishment of organic matter to replace the binding agents that are constantly being degraded by soil organisms. Aggregate stability is a particularly serious problem in soils that have a high proportion of sand and silt: as aggregates break open, sand, silt and clay particles are released and washed up into soil pores, preventing further water infiltration. This process is called 'soil crusting', and effectively seals the soil surface, promoting erosion.

→ SPATIO-TEMPORAL SCALE

Soil ecosystem engineers create structures that may persist much longer than the organisms that have produced them (Blanchart, Lavelle et al. 1997; Le Bayon and Binet 1999), which means that this **functional group** mostly influences soil processes at a large temporal scale. For instance, the casts of earthworms can last half a year to a year, whereas termite nests may last for much longer periods still (Decaëns et al. 2000).

In space, the distribution of earthworms, for example, is spatially structured forming patches of several metres in diameter in most ecosystems. This pattern seems to be the result of two possibly coordinated processes, one related to demographic patterns (juveniles having more aggregated distributions) and the other related to successions in the soil environment. For example ‘compacting species’ feed on small soil aggregates and ‘de-compacting’ species follow, once the former group has eaten up small aggregates and moved towards patches where de-compacting species have just transformed large aggregates into smaller ones (Blanchart, Lavelle et al. 1997; Barot, Rossi et al. 2007).

When considering the chemical processes performed or facilitated by soil engineers, opposite effects have been observed at different spatio-temporal scales. For example, at a fine scale termites and earthworms accelerate mineralisation through their digestion of organic material, but at a larger scale, the mineralisation of the organic material forming the nest is not possible for several years, until the colony dies. This provides a capability to regulate processes at fine discrete temporal and spatial scales.

2. 1. 4. SUMMARY OF THE CHARACTERISTICS OF THE DIFFERENT FUNCTIONAL GROUPS

The table below presents a scheme of the soil organisms’ characteristics.

**Table 2-1: Summary of the characteristics of the three soil functional groups**

Characteristics	Chemical engineers	Biological regulators	Ecosystem engineers
<b>Main Organisms</b>	Bacteria, fungi	Protists, nematodes, mites, springtails (Collembola)	Ants, termites, earthworms, plants roots
<b>Function</b>	Organic matter decomposition, mineralisation + nutrients release, pest control, toxic compounds degradation	Regulation of microbial <b>community</b> dynamics, faecal pellet structures, mineralisation, nutrient availability regulation (indirect), litter transformation and organic matter decomposition	Creation and maintenance of soil <b>habitats</b> ; transformation of physical state of both biotic and abiotic material, accumulation of organic matter, compaction of soil, de-compaction of soil, soil formation
<b>Body size</b>	0.5-5 µm (bacteria) 2-10 µm (fungal <b>hyphae</b> diameter)	2-200 µm ( <b>protists</b> ) 500 µm ( <b>nematodes</b> ) 0.5-2 mm (mites) 0.2-6 mm (springtails)	0.1-5 cm (ants) 0.3-7 cm (termites) 0.5-20 cm (earthworms)
<b>Density in soil</b>	10 <sup>9</sup> cells/g of soil (bacteria) 10 metres/g of soil (fungal <b>hyphae</b> )	10 <sup>6</sup> g/soil ( <b>protists</b> ) 10-50 g/soil ( <b>nematodes</b> ) 10 <sup>3</sup> -10 <sup>5</sup> per m <sup>2</sup> /soil(mites) 10 <sup>2</sup> -10 <sup>4</sup> m <sup>2</sup> /soil (springtails)	10 <sup>2</sup> -10 <sup>3</sup> m <sup>2</sup> /soil (ants) 10-10 <sup>2</sup> m <sup>2</sup> /soil (earthworms)

Characteristics	Chemical engineers	Biological regulators	Ecosystem engineers
<b>Scale of spatial aggregation</b>	From 1 to 10 <sup>2</sup> µm	cm ( <b>protists</b> ) Tens of metres ( <b>nematodes</b> ) Hundred of metres (springtails, termites)	cm-m (ants, termites, earthworms)
<b>Scale of active and passive dispersal</b>	µm (active); no limit (passive)	From mm to hundred of metres ( <b>protists</b> ) From mm to m ( <b>protists</b> ) From mm to metres (springtail and mites)	1 to 100 m (earthworms) up to 1000 m social insects
<b>Scale of resources use</b>	1 to 10 <sup>2</sup> µm (bacteria) µm- metres, occasionally up to km (fungal <b>hyphae</b> )	100 µm to a few mm ( <b>nematodes</b> ) mm to cm (mites, springtails)	same scales
<b>Ability to change the environment</b>	Highly restricted to micro environments	Intermediate	High
<b>Resistance to environmental stresses</b>	High ( <b>cysts</b> , spores)	High (Protist, <b>nematodes</b> ) Intermediate (meso-fauna)	Low

## 2.2. FACTORS REGULATING SOIL FUNCTION AND DIVERSITY

The activity and diversity of soil organisms are regulated by a hierarchy of abiotic and biotic factors. Abiotic factors tend to be large scale phenomena, while biotic factors tend to act at smaller scales. Biotic factors include all the biological interactions in the soil ecosystem and tend to be more local, involving phenomena such as:

- competition,
- predation,
- grazing,
- **mutualism**
- **symbiosis**
- **infectivity**

Abiotic factors<sup>23</sup> include:

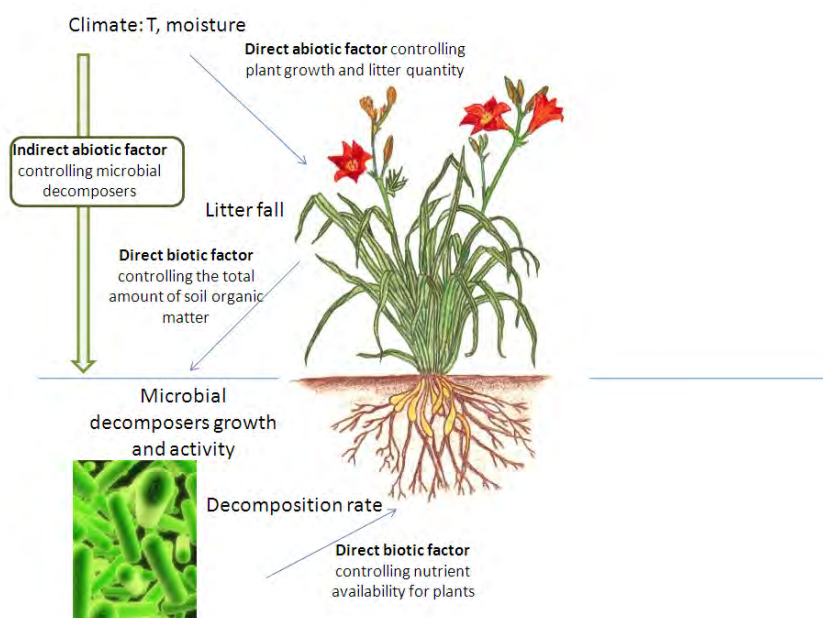
- climate (temperature, moisture)
- pH
- salinity
- soil structure
- soil texture

Both biotic and abiotic factors can have direct and indirect impacts on soil **functional groups**. We consider a direct impact when the biotic or abiotic factor modifies directly the physiology and/or ecology of soil organisms (e.g. temperature has a direct effect on

<sup>23</sup> All the abiotic factors influence the efficiency of the decomposition of organic matter and nutrient availability

earthworm physiology). An indirect impact occurs when the sensitivity to the biotic or abiotic factors depends on the alteration of a secondary parameter (Figure 2-17).

The influence of temperature and moisture on local vegetation, for example, can lead to indirect impacts on soil organisms: plants indirectly affect both invertebrate and microbial soil communities, by regulating the quantity, quality and distribution of organic resources (Lavelle, Blanchart et al. 1993). In turn, soil organisms have feedback interactions on plants, which further influence the composition and productivity of the vegetation, and ultimately affect the organisms operating at larger spatial scales, such as aboveground vertebrate herbivores (Bardgett and Wardle 2003). These soil-plant interactions also can have larger scale effects, such as on the local (micro-) climate via altered precipitation and on global atmospheric conditions through the storage or release of greenhouse gases. Therefore, the soil and soil organisms are an important component of the global cycles of carbon, nitrogen and water and their action is regulated by aboveground-belowground interactions (Figure 2-18).



**Figure 2-17: The indirect impact of climate on chemical engineers through altering plant productivity and litter fall. T=temperature**

In the first part of this section the main abiotic factors (climate, temperature, moisture, salinity, pH, soil texture and land uses) affecting each functional group are presented. In the second one the main biotic interactions between the three functional groups are described.

### 2. 2. 1. ABIOTIC FACTORS

In this section we present the main natural abiotic factors regulating the ecology of the three functional groups of soil organisms previously defined. For each functional group, we consider the impacts of:

- climate, temperature and soil moisture
- soil texture and structure
- salinity
- ph

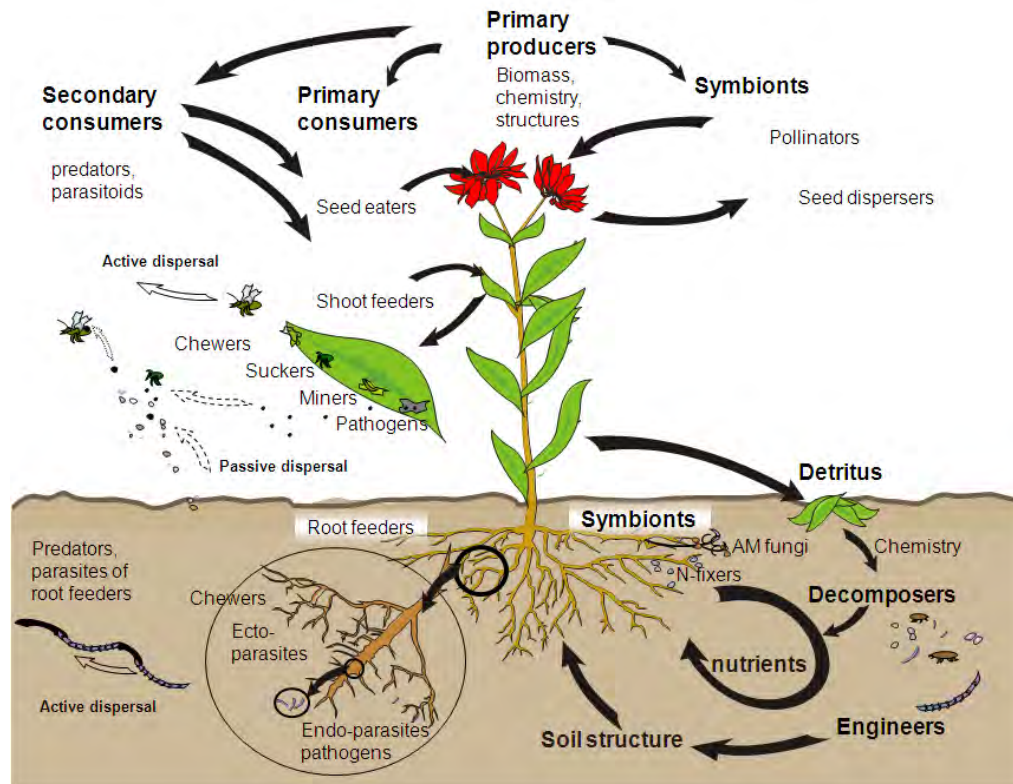


Figure 2-18: Interdependency of aboveground and belowground biodiversity. Adapted from (De Deyn and Van der Putten 2005)

It is worth highlighting that, regarding the ecosystem engineers, the majority of available information on factors regulating ecosystem engineers' ecology is on earthworms.

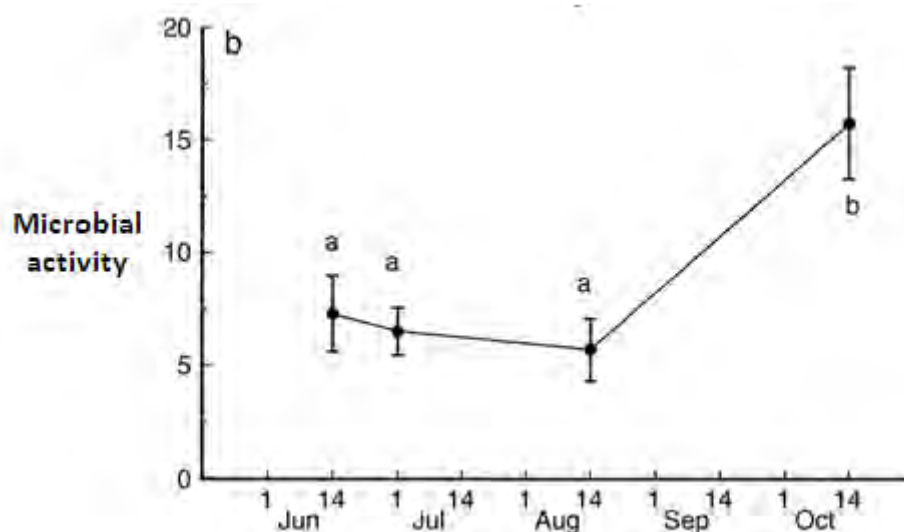
### ➔ CLIMATE, TEMPERATURE AND SOIL MOISTURE

Abiotic regulations by climate are large scale determinants of microbial activities. The overall effect of climate on soil microorganisms can be perceived through the seasonal dynamics of microbial populations. These dynamics are due to the fact that **growth**, **activity** and **composition** of microbial communities are sensitive to the two main factors regulated by climate: temperature and moisture. Growth and activity rates are individual characteristics of microbial communities and may vary independently. This means that climatic conditions favouring a high level of microbial activity do not always facilitate a high microbial growth and associated increased biomass.

In general, a rise in atmospheric temperature corresponds to a rise in microbial activity. Thus typically, microbial growth and activity generally decrease in winter time, due to the decreased temperature. However, such expected seasonal dynamics may change in specific soil ecosystems, e.g. in tundra soils, microbial biomass is at its maximum in late winter time when temperature is low (Schadt, Martin et al. 2003). Thus, even if there is in general a positive correlation between temperature and microbial growth and activity, responses to temperature can also depend on the species of chemical engineers present in the microbial **community** and on the considered temperature range. Extremely high temperatures, in general, are deleterious for many microorganisms. Indeed, some species of chemical engineers may survive such adverse conditions by entering survival inactive forms, which may resist high temperatures

better than active individuals. It is worth highlighting that actually much uncertainty exists about how reactive different microbial groups (and fauna) are to temperature, e.g. some studies show no response of microbial to elevated temperature, or only weak relationship between mean annual temperatures and densities of microbial biomass (Wardle 2002).

The seasonal changes observed in soil microbial activity are also often associated to modifications in chemical engineers **community** composition. In general, fungi dominate during winter while bacteria are more active in the summer (Lipson and Schmidt 2004). This leads to yearly cycles in the activity of the various groups of soil within the **functional group**, which are important for the regulation of both the concentration and the availability of nutrients in the soil. Such changes in the composition and activity of chemical engineers **community** also mean that biotic interactions between chemical engineers and plants are not constant during the growing season (Bardgett 2005). For example, in Alpine meadows the microbial mediated N-immobilisation is at its maximum in autumn and winter when the local vegetation is in a senescent phase (Figure 2-19).



**Figure 2-19: Monthly variation of microbial activity in Alpine meadows (Jaeger, Monson et al. 1999)**

Conversely, immediately after snow melting, plants are more active and become dominant competitors in nitrogen up-taking (Jaeger, Monson et al. 1999).

Soil moisture can have both direct and indirect impacts on chemical engineers. Soil moisture directly influences the physiological status of bacteria (Harris 1980) and may limit their capacity to decompose various types of organic compounds. The soil moisture values for an optimal microbial activity vary depending on the basis of soil type and microbial **community** composition (Prado 1999). Soil moisture also indirectly influences microbial **community** growth, activity, and composition through the modification of the quality and the quantity of plant litter production. This can affect plant-microbes and engineers-microbes interactions. Microbes generally keep significant activities when plants are no longer able to be active. This is because their small size allows them to use water from the very small pores in which they live; this water being contained in small sized pores is very strongly retained by surface tension forces to pore walls. Plants cannot exert suction beyond a certain value while

microbes that live in the water do not need to exert such strong pressures to obtain water.

Soil moisture can also indirectly influence a number of physical and chemical properties of soil, such as redox potential, pH, oxygen and carbon dioxide levels (Tiwari 1987), which can in turn influence the microbial population and overall activity.

In summary, variations in soil temperature and moisture can have strong direct impacts on chemical engineers and indirect impacts through influencing the plant-microbe interactions in the **rhizosphere** or soil properties (Dijkstra and Cheng 2007). Indeed, there are no general trends for these impacts, because they are strongly dependent on the considered microbial species, **community** structure and local soil characteristics. Thus, in a perspective of climate change, it is difficult to estimate the impacts on soil chemical engineers and individual studies focused on local soil ecosystems will be indispensable to develop a global view and appropriately measure the effects on soil biodiversity.

Temperature and moisture are also important determinant of biological regulators **community** structure and functioning. The main effects have been observed on **nematodes** and **microarthropods**, and are extremely important to estimate the impact of average temperature increase, due to climate change or other more local impacts, such as fires.

The sensitivity of **nematodes** to temperature and soil moisture (Ruess, Michelsen et al. 1999; Hoschitz and Kaufmann 2004) depends on their metabolic state. This class of organisms has a different strategy of survival in extreme environmental conditions and can form **cysts** or enter dormant stages allowing them to survive to the most extreme soil temperature and moisture changes (Wall and Virginia 1999; McSorley 2003). Thus, for example, *Steinernema Carpocapsae* can survive at 5°C in a dormant state. When extreme conditions occur in the reproductive period, juvenile **nematodes** can be gradually released from maternal eggs. This provides a temporal distribution of juvenile **nematodes** through the reproductive season and an insurance of a minimum survival even in adverse conditions, such as summer droughts (Van der Stoel and Van der Putten 2006).

The effects of high temperatures and droughts on **nematodes** are mainly dependent on how they influence soil moisture. In particular, the thickness of water films on soil aggregates surface is a key regulating factor. The sensitivity to soil moisture is of course dependent on the considered biogeographical zone and on the original hydrological conditions. In arid ecosystems such as deserts, for example, nematode survival is highly dependent on soil moisture, while in temperate zones (e.g. temperate grasslands) their survival is unlikely to be at stake, unless soils dry out completely (Papatheodorou, Argyropoulou et al. 2004; Strong, De Wever et al. 2004).

Temperature and soil moisture are also two of the most important abiotic factors regulating the biology of **microarthropods** (springtails and mites) and influencing the seasonal patterns of their population abundance (Cassagne, Gers et al. 2003; Roy and Roy 2006). The optimum average temperature for survival is just above 20 °C while the higher limit is around 50 °C (Vannier 1994). In general, species that live on the litter surface can tolerate higher temperatures than species living further down in the soil. Most springtails and mites have been reported to have their lethal temperature limits quite high, between 35 and 40 °C (Choudhuri 1963). Of course, species living in warm areas have a higher resistance to high temperature as compared to species living in temperate and cold areas. Temperature can also influence both springtails



development (through degrees days) and reproduction rates with important impacts on population growth (Diekkruger and Roske 1995; Choi and Ryoo 2003).

Similar to temperature, soil moisture can influence the reproduction and locomotion of springtails. In general, higher population densities of springtails are observed at increased humidity rates (Sjursen and Holmstrup 2004).

Closely related **microarthropods** species can differ in temperature tolerance and soil moisture sensitivity; each species seems to require quite specific temperature and moisture conditions (Christiansen 1964). In addition, thermo-tolerance varies depending on the developmental stages (Chown 2004). For example, like most species in the planet, juvenile springtails are more sensitive to heat than adults (Choudhuri 1963). Thus, when evaluating the impacts of climate variability on this **functional group**, the eventual difference in temperature and soil moisture sensitivity of different species should be considered for mature, as well as for the previous developmental juvenile stages.

Finally, climate can strongly influence the physiology of earthworms, through altering the soil temperature and moisture. Several studies report a seasonal variation in the growth and activity of earthworms in response to changes in temperature and soil moisture. Earthworms often lose weight, increase their burrowing activity, or enter into quiescence or **diapause** when soils are too dry (Booth, Heppelthwaite et al. 2000; Holmstrup 2001). In contrast, growth is favoured in soils with high levels of moisture and high temperatures. In the case of *Lumbricus terrestris*, for example, the optimum temperature and soil water potential for food consumption are about 22 °C and 7 kPa, respectively. These results suggest limited burrowing and more intensive feeding in wetter soils, through a greater consumption of soil and organic substances, while slightly drier, non-compacted soils favour tunnelling and exploration in the soil profile (Bolton and Phillipson 1976; Scheu 1987; Daniel 1991).

Such considerations are crucial for the conservation of soil biodiversity in a context of climate change. Soil moisture is one of the factors susceptible to be strongly altered. In particular, the higher frequency of droughts forecasted, could be a serious threats to earthworm communities, altering their feeding rate, their growth and their overall function of soil engineers.

#### → SOIL TEXTURE AND STRUCTURE

The ecology of soil chemical engineers can be influenced by soil texture and soil structure. These two factors are critical determinants of microbial activity, because they control the protection and the availability of organic matter, which is the main resource of nutrients for this **functional group**. Depending on soil properties, microbes may have a more or less easy access to organic matter, and in unfavourable textural and structural conditions they can starve in the vicinity of high resource patches.

Some textural classes of soils favour microbial biomass and diversity more than others. Microbial biomass tends to be higher in clay rich and volcanic ash soils than in sandy soils (Sparling 1997). Interestingly, the effects of soil structural properties on organic matter availability, and the subsequent microbial activity rates are also strongly influenced by soil texture. For example, in loam and clay rich soils, the disruption of soil structure enhances nitrogen mineralisation more than in sandy soils (Hassink 1992), leading to a increased microbial activity.

Thus, both soil textural class and structure can impact this **functional group**. As a consequence such properties and the local chemistry of soil organic matter are

considered one of the best predictors of microbial activity (Grandy, Strickland et al. 2009). Some authors (Lauber, Strickland et al. 2008) have even shown that specific changes in soil properties can be used to predict changes in microbial **community** composition across a given landscape. These findings suggest that more detailed analyses of soil properties will enable identification of significant predictors of soil microbial distribution.

Soil properties, such as texture and structure, and land use can also have strong impacts on the ecology of all biological regulators. Regarding **nematodes**, the influence of soil structure on their biology is expected, since these organisms live in water-filled pores and in water films around soil particles. Soil porosity and aggregation rates play a crucial role in regulating the distribution of **nematodes** within the soil matrix. A positive correlation between larger pores and nematode biomass was found, for example, in grasslands (Hassink, Bouwman et al. 1993), probably because soil structure influences how soil microbial biomass is protected, which in turn affects the resource availability for bacterial feeding and fungal feeding **nematodes** (Griffiths and Young 1994).

Soil textural categories have both direct and indirect impacts on biological regulators. Direct effects of soil texture on physiology of **nematodes** have been observed, but vary among species. Reproduction of some species for example (e.g. the root knot nematode *Meloidogyne Incognita*), is greater in coarse-textured soils than in fine-textured soils, whereas for other species (e.g. *Rotylenchus Reniformis*) reproduction is favoured in loamy sand with intermediate percentages of clay and silt (28%) (Koenning 1996). Indirect effects of soil texture are rather link to the effects on soil moisture. Soil moisture is influenced by soil water retention capacity which is in turn associated to the textural class. Such indirect impacts on soil moisture can influence nematode abundance and **community** composition (Koppenhofer, Kaya et al. 1995).

Soil texture also influences the biomass of larger sized organisms, including some genera of **microarthropods** such as springtails and mites. The interactions of **microarthropods** with their prey are favoured by large pore sizes. Thus, the abundance of **microarthropods** is higher in coarse than in fine-textured soils and soil compaction reduces microarthropod abundance (Didden 1987; Heisler 1991; Heisler and Kaiser 1995) (see also section 4. ).

Finally, soil texture can also strongly affect the total biomass of soil earthworms. Medium textured (loamy) soils with high silt contents are favourable environment for earthworms and facilitate a high population density and biomass. In contrast, sandy soils are a less appropriate environment because they present too low water retention potentials and the sharp shape of sand particles can cause the abrasion of the body surface of earthworms. Clay soils have a more favourable water retention potential than sandy soils and a smoother texture. However, the average temperature of clay soils makes them less appropriate for earthworms than the medium textured ones (Kainz 1991).

Similar to what happens for biological regulators, soil texture can also regulate the biotic interactions between earthworms and microbial organisms. In particular, differences in habitat conditions (e.g. water regimes) and in the distribution of resource availability in clay and sandy soils may influence the vertical distribution of earthworm activity leading to indirect effects on microbial biomass. In deeper layers of clay soil, for example, earthworm activity increases the transport of crop residue into the subsoil (Hendrix, Peterson et al. 1998).

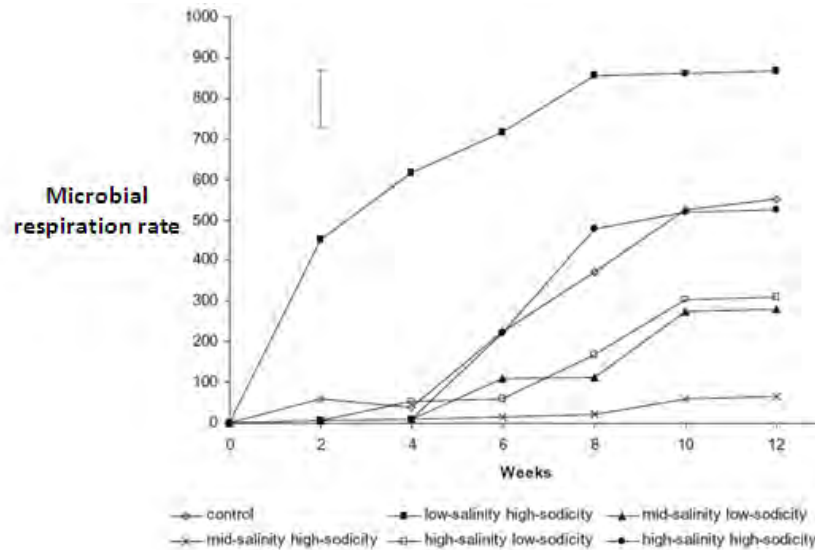
The relationships between the abundance and activity of earthworms, and soil texture are not general and vary depending on the species considered. In addition, the influence of soil texture depends on the eventual effect of other environmental factors or threats (e.g. tillage) which can alter the relation between the number of earthworms and soil properties. As most earthworm studies have been conducted with absent or reduced tillage, these results are in general quite well related to soil textural properties (Nuutinen, Pitkanen et al. 1998; Klok, Faber et al. 2007; Joschko, Gebbers et al. 2009). In conclusion, we can say that soil properties such as soil texture induce the basic abundance pattern of earthworms in agricultural soils which can be further modulated by management practices such as tillage (Fox 2004).

### → SALINITY

Most studies investigating the effects of salinity on microbial diversity and functioning are laboratory-based and difficult to extrapolate to field conditions. This is in general valid when studying the impacts of salinity on soil organisms, thus not limited to chemical engineers.

In open fields, a modification of soil salinity often occurs near the surface, in the top soil, where both organic matter and soil microbial activity are typically concentrated. As a consequence, changes in soil salinity could directly and indirectly affect microbial activity. The direct effect of salinity is to alter microbial physiology, while the indirect effect is done through a modification of organic matter solubilisation and availability of nutrients.

Only few studies have analysed the effects of salinity on soil chemical engineers, and often show contradictory results (e.g. in some studies a high salinity is shown to favour microbial biomass while in others salinity is rather deleterious) (Laura 1973; Laura 1976; Sarig, Roberson et al. 1993; Nelson, Ladd et al. 1996). This may be due, at least in part, to the complex interactions between direct and indirect impacts of salinity on this **functional group**. In principle, an increased salinity has a negative effect on microbial osmotic capacity and survival. However, it is also possible that, in specific conditions, soil organic matter becomes more soluble at high salinity, and the increased availability of nutrients may reduce the effects of osmotic stress on microbes (Wong, Dalal et al. 2008) (Figure 2-20). Moreover, different microbial communities can present specific sensitivity to salinity and consequently different decomposition efficiencies in salty conditions (Rietz and Haynes 2003). This kind of effects could partly explain the observed contradictory results.

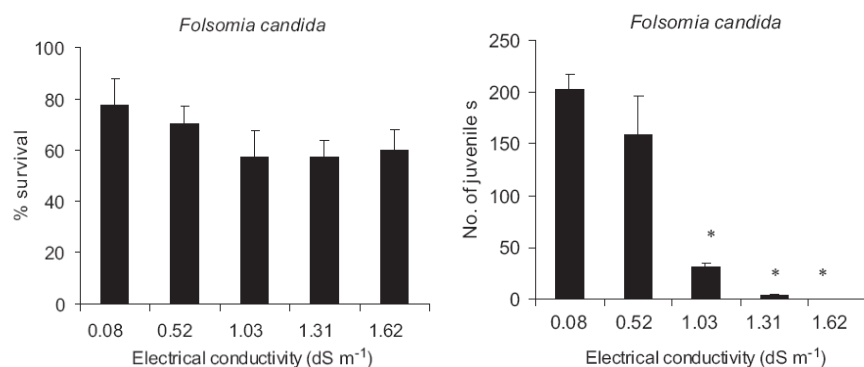


**Figure 2-20: Soil microbial respiration at different salinity and different levels of available sodium (sodicity). Respiration rate are higher at high than at medium salinity, due to a compensatory effect on organic matter solubility. Salinity varies from 0.5 to 30 (soil electrical conductivity) (Wong, Dalal et al. 2008)**

Salinity can also influence the viability of biological regulators. In particular, **nematodes** can be highly sensitive to salinity variations. When exposed to high salinity, **nematodes** may undergo osmobiogenesis which is a dehydration response to the osmotic stress. Individual **nematodes** species present different tolerance to salinity and their spatial distribution may reflect the differential sensitivity to salt.

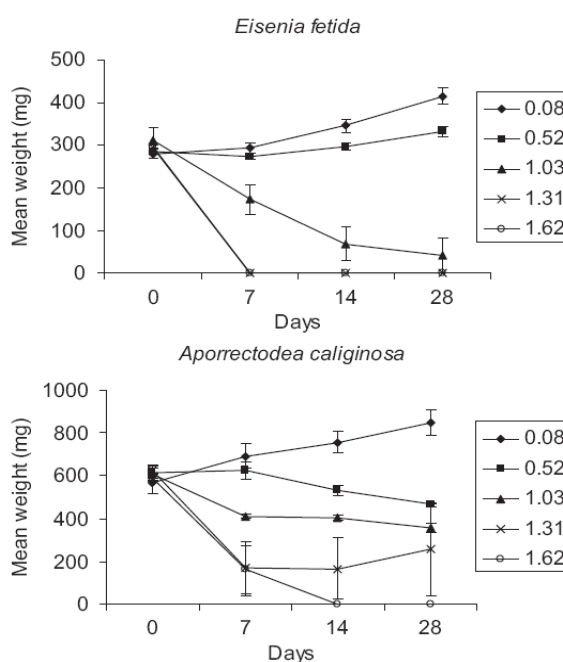
Salinity may affect **nematodes** population density through a modification of their development, survival, and capacity to infect plants. Inter-species sensitivity is so variable that the impacts may vary even within the same category of species. In the case of plant **parasitic nematodes**, for example, some species are neutral to a salinity increase while other species show an impaired development and ability to infect plants (Thurston, Ni et al. 1994). In specific environments, like the dry valleys of Antarctica, a number of studies have shown that soil salinity is a key factor in explaining the abundance and **community** structure of soil **nematodes** (Freckman and Virginia 1997; Courtright, Wall et al. 2001; Barrett, Virginia et al. 2004).

High salinity leads to the desiccation of springtails. Owing to their physiological characteristics (they absorb water and ions from the soil), springtails are particularly sensitive to salt stress. Thus, soil salinity may have a profound effect on the hydration of these organisms. Reproduction of springtails was significantly impaired at intermediated values of salinity (measured as electrical conductivity: 1.03 dSm<sup>-1</sup>) while absolute cessation of reproduction occurred at high salinity (1.62 dSm<sup>-1</sup>) (Owojori 2009) (Figure 2-21).



**Figure 2-21: Survival and reproduction of a species of springtails (*Folsomia candida*) exposed to natural soils of varying salinity (measured as electrical conductivity) for 4 weeks under controlled laboratory conditions**

Finally, survival and reproduction of earthworms can be strongly affected by salinity. For the species *E. fetida*, for example, a salinity corresponding to an electrical conductivity (EC) of 1.03 dSm<sup>-1</sup> is already lethal after few days of exposure (Figure 2-22).



**Figure 2-22: Growth of two earthworms species (*Eisenia fetida* and *Aporectodea caliginosa*) exposed for 4 weeks in soils of varying salinity under controlled laboratory conditions (Owojori 2009)**

However, to date, most data have been collected in artificial soils and may under- or overestimate effects in natural soils (Robidoux and Delisle 2001). In fact, the bioavailability of salts is not the same in natural and laboratory conditions. In general, salt toxicity is lower in natural soil, probably because of the absorption of salts with the organic matter (Table 2-2).

These experimental difficulties, valid for all functional groups, leave the question open about how soil organisms in general respond to salinisation.

**Table 2-2: Comparison of salt toxicity for the earthworm *Eisenia Fetida*, in natural and artificial soils (Robidoux and Delisle 2001)**

Salt	Toxicity (LC <sub>50</sub> <sup>24</sup> ) – artificial soil	Toxicity (LC <sub>50</sub> ) – natural soil
Sodium Chloride	3.2	17.2
Calcium Magnesium Acetate	14.8	35.8

When considering the impacts of high salinity on earthworms, the fact that a high salinity may favour the bioavailability of metal contaminants and consequently their toxicity, should also be taken into account. This process could affect the survival of all soil organisms, but in particular of earthworms, which are extremely sensitive to metal contaminants, however with large interspecies variations.

### → PH

Changes in soil pH can affect the soil chemical engineers through a direct effect on their survival, as well as through a modification of their metabolism. In fact, several **enzymes** whose activity is crucial for the regulation of microbial metabolism, such as nitrogenase, are dependent on soil pH. Moreover, the solubility of nutrients and the ionisation of mineral elements are also regulated by pH values.

Phosphorus (P) availability, for example, is strongly influenced by soil pH. Availability of P is maximised when soil pH is between 5.5 and 7.5. Acid soil conditions (pH < 5.5) cause dissolution of aluminium and iron minerals which precipitates with solubilised P and rend it unavailable. Basic soil conditions (pH > 7.5) cause excessive calcium to be present in soil solution which can precipitate with P, again decreasing P availability. The optimum for P availability is then a neutral to slightly acidic pH.

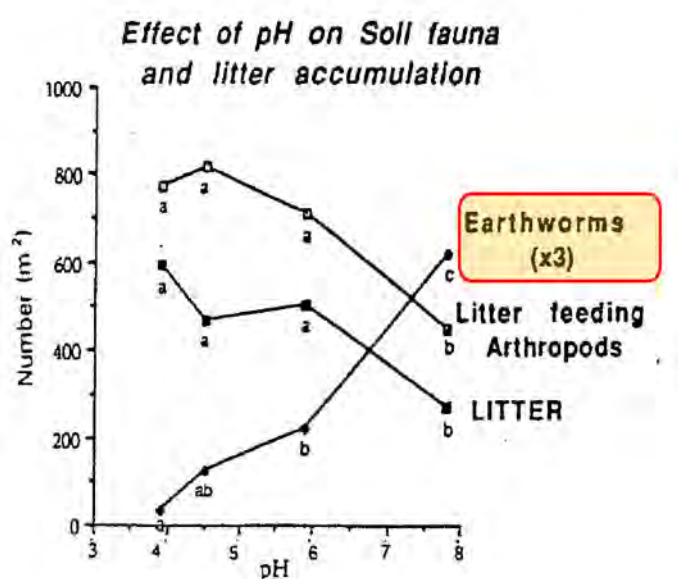
As for chemical engineers, soil pH is one of the abiotic factors susceptible to influence biology and activity of biological regulators. Regarding **nematodes**, little information is available and is often contradictory. As for other parameters, the sensitivity of **nematodes** to soil pH, both in terms of survival and activity, depends on the considered species and could be correlated to other environmental factors (Crommentuijn, Doodeman et al. 1994; Spurgeon and Hopkin 1996; Korthals, Smilauer et al. 2001). A correlation, for example, has been demonstrated between pH and copper related toxicity. The effect of copper contamination is generally enhanced with decreasing soil pH. The effect of pH on heavy metal availability in soil depends on the fact that by increasing the pH usually heavy metals precipitate as hydroxides. Species composition and the abundance of trophic groups are in general more sensitive than the total number of **nematodes**.

Soil pH is considered a key factor determining species diversity of **microarthropods** communities, including springtail and mites. Regarding springtails, an increase of population density and local diversity in relationship to soil acidity has been reported. Springtails have inherited specific physiological characteristics following the adaptations during their evolutionary path that allow them to choose the top of the acidic soils as a particularly favourable environment (Loranger 2001). In the case of mites, response to pH is less clear than for other groups (van Straalen 1998). Mites prefer neutral pH in laboratory conditions (Bedano, Cantu et al. 2005). However, similarly to what has been observed for **nematodes** in natural environments, the response of a species of **microarthropods** to soil pH can be strongly dependent on the environmental context (presence of toxic compounds, type of vegetation, etc.).

<sup>24</sup> LC<sub>50</sub> is defined as the concentration of a chemical that will kill half of the considered population. Thus a high level of LC<sub>50</sub> corresponds to a low toxicity.

In conclusion, the results on pH sensitivity of soil **microarthropods** obtained in laboratory conditions are only indicative for field extrapolations. The local environmental context and the individual sensitivity of the analysed species should always be considered in the evaluation. This is valid for biological regulators, but also for the other soil **functional groups**.

Similarly to what has been observed for biological regulators, soil pH governs the uptake of toxic compounds by soil engineers thus modifying their sensitivity to pollutants. This could impact a number of earthworm physiological parameters, including reproduction rate. Earthworms, in general, have higher biomasses and diversities at neutral pH (Figure 2-23) although a comparison among temperate and tropical patterns showed a relatively better tolerance (one pH unit) of tropical species to acidification as compared to temperate ones (Lavelle et al. 1995).



**Figure 2-23: Effect of soil pH on earthworms in temperate soils (Lavelle and Faille, unpublished data)**

### 2. 2. 2. BIOTIC INTERACTIONS

Within soil food webs, **functional groups** can be controlled by bottom-up or top-down biotic interactions. In general, bottom-up interactions are those that involve resource uptake at a bottom level having impacts at an upper level. This can be fresh root material in the case of plant feeders, dead roots, root exudates and litter in the case of primary decomposers or preys in the case of secondary decomposers and predators. Top-down effects are mainly driven by predation: predation performed by an organism at upper level of food web can have impacts on organisms at lower levels. Both bottom-up and top-down control involve competition for resources (Rassman et al. 2005, Piskiewicz et al. 2009). After many years of debate, the current view is that most species can be controlled by both bottom-up and top-down effects, which may change dynamically over time (Moore et al. 2003)

Here, the main bottom-up and top-down biotic interactions between the three soil **functional groups** are presented.

#### → ABOVEGROUND/BELOWGROUND INTERACTIONS

Despite being separated in space, aboveground and belowground organisms influence each other, both directly and indirectly. For instance, large herbivores feeding aboveground can have strong indirect impacts on soil belowground communities (Box 13). Similarly, plants, as **primary producers** possessing belowground (roots) and aboveground (leaves, stems and flowers) organs, play a direct role in linking above and belowground organisms (Van der Putten, Vet et al. 2001; Wardle 2002). The main biotic interactions among plants and soil **functional groups** are presented below.

### Box 13: The feedback effect of large herbivores feeding

The majority of research works on the impacts of herbivore feeding activity are focused on plant **community** structure or biodiversity. However, herbivores may also have positive or negative indirect effects belowground, on soil organisms and cycling of nutrients. For instance, acceleration of nutrient cycles occurs when herbivores promote the supply of labile substrates to soil as faeces and/or root exudates, which stimulates soil decomposer activity, rates of nutrient mineralization, and uptake of nutrients by grazed plants (Bardgett and Wardle 2003). In contrast, deceleration of nutrient cycling occurs when selective feeding on nutrient rich plant species leads to the dominance of plants that produce poor quality litter, or when herbivory induces the production of secondary metabolites in foliage which reduce litter quality and decomposability. Moreover, in extensively grazed conservation meadows, a long-term enclosure study, has demonstrated that large herbivores influenced soil biodiversity through altering vegetation composition (Veen et al. 2009).

Herbivores grazing can also heat up the soil, stimulating ant activity. The ants bring up fresh soil from deeper layers, which contain less **nematodes** and microorganisms. As a result, soil on ant mounds becomes more appropriate for plants that are normally sensitive to soil nematode and microbial pathogens. Such biotic interactions, depending on the context, can finally create mosaics of plant diversity (Blomqvist et al. 2000).

### Plants and chemical engineers

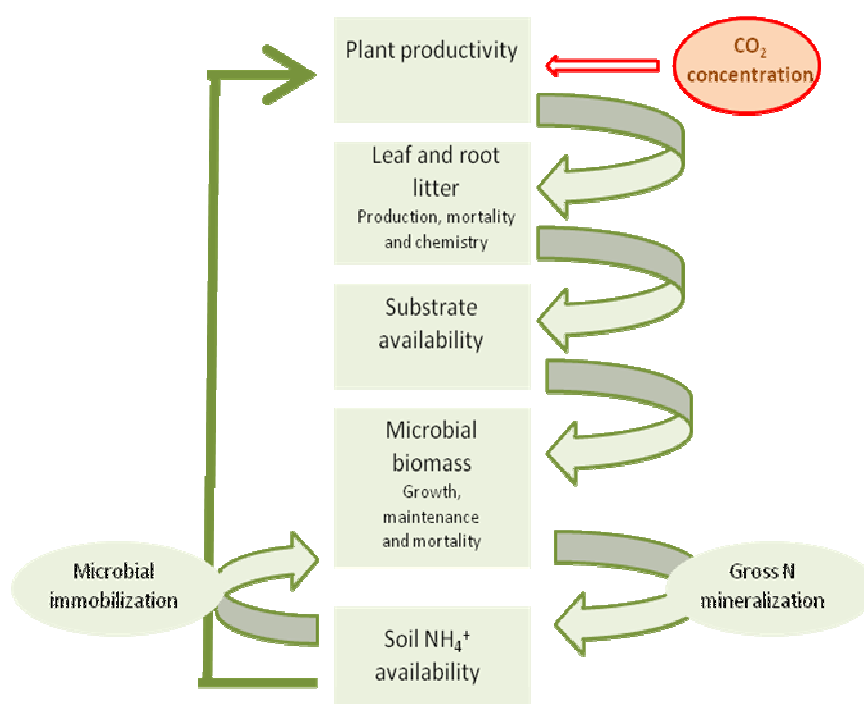
Interactions between plants and chemical engineers have an important role in plant **community** development, plant diversity, nutrient cycling and in the maintenance of overall soil structure. The interactions between plant roots and microorganisms are important and they occur through a molecular crosstalk. These interactions can be beneficial, detrimental and neutral. Plant-microorganism feedback interactions are case sensitive and depend on plant species, plant **taxonomic** (or functional) groups and site-specific differences in soil properties (Bezemer, Lawson et al. 2006). This means that the key interactions may be context-dependent, but that plant-soil interactions generally play a major role in regulating aboveground biodiversity and ecosystem functioning.

In general, plants may strongly affect soil microbial **community** composition (Grayston, Wang et al. 1998; Miethling, Wieland et al. 2000) since the abundance, activity and composition of bacterial communities in the **rhizosphere** vary according to vegetation diversity, depending mainly on the biochemical diversity of their root exudates (Lavelle, Lattaud et al. 1995; Wardle, Bonner et al. 1999). Vice versa, in many soil ecosystems, plant growth is limited by the amount of nutrients released by bacteria and fungi, such as  $\text{NH}_4^+$ , which depends on the microbial driven decomposition rate.

In the perspective of climate change, any modification of atmospheric  $\text{CO}_2$  concentration would influence this relationship through altering plant growth and productivity, hence the quality and quantity of organic substrates entering soil as



exudates and litter, thus finally influence the availability of substrate for decomposer microorganisms (Figure 2-24)(Zak, Pregitzer et al. 2000) and can have either positive or negative influence on the nutrient mineralisation. The increase in the atmospheric CO<sub>2</sub> concentration would stimulate the photosynthetic activity of certain species of plants and thus could affect the microbial functions in the **rhizosphere** which are generally carbon-limited. This would happen indirectly through modifying root deposition. Other indirect effects caused by the greater soil carbon allocations concern the enhancement of soil structure and the increase in the plant uptake of nutrients and water. This could cause a decrease in the amount of available nitrogen with competition between plants and microorganisms, favouring microorganisms and provoking a decrease in plant growth. Apparently, the different results on activity, composition and size of soil microflora and on the interaction between microorganisms and plants and microorganisms and fauna depend in fact on the different plant-soil systems studied having different intrinsic characteristics and the different techniques used having different sensitivities. **Mycorrhizal** infections of plant roots under elevated CO<sub>2</sub> concentration, for instance, are generally stimulated due to the increase in the carbon allocation rates to roots. However, future research should address the central role of **mycorrhiza** in the context of global change, as they appear to be a keystone in the CO<sub>2</sub> –related response.



**Figure 2-24: A conceptual model illustrating the links between plant productivity and microbial activity in terrestrial ecosystems (adapted from (Zak, Pregitzer et al. 2000))**

Plants can also set up **mutualistic** interactions with fungi. The majority of **vascular plants** are associated with **mycorrhizal** fungi. The plants through this interaction benefit from an increased capacity to extract phosphorus, water or other nutrients from the soil, whereas the fungi obtain carbohydrates from the plants in return (Box 8). The relationship between plants and soil fungi can also regulate the spatial patterning of a plant **community**, for example in temperate forests plant-pathogenic soil fungi actively contribute to tree spacing by killing off saplings in the vicinity of the parent trees (Packer and Clay 2000).

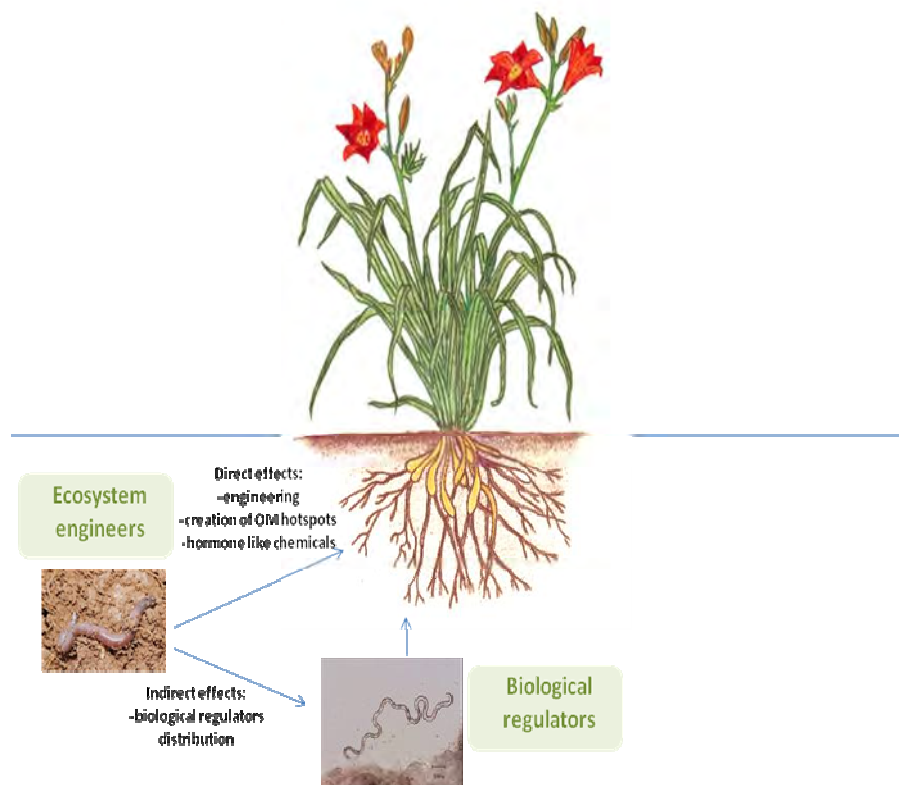
In brief, the physiological activities of both plants and soil microbial communities and their interactions control the flow of nutrients, such as carbon and nitrogen in terrestrial ecosystems.

### Plants and biological regulators

The biotic interactions between the biological regulators and the ecosystem engineers are, to our knowledge, limited to the parasitic interactions between nematodes and plant roots. Root-knot nematodes and cyst nematodes for example, are obligate pathogens of numerous plant species feeding exclusively on the cytoplasm of living plant cells. These organisms cause dramatic changes in the morphology and physiology of their hosts and a number of plant processes are altered by nematodes as they establish their specialised feeding cells. Thus, plant-parasitic nematodes can devastate a wide range of crop plants, causing huge economic losses in agriculture each year.

### Plants and ecosystem engineers

Similarly to chemical engineers, ecosystem engineers may also have an important influence on plant community structure by altering plant nutrition. This influence can be direct or indirect (Figure 2-25).



**Figure 2-25: Direct and indirect effects of ecosystem engineers on plants**

Ecosystem engineers can directly determine the plant community structure through their engineering action, the creation of organic matter hotspots, or through the release of active compounds. Earthworms, for instance, may actually influence plant health and defence through the production of hormone like products (Bezemer, De Deyn et al. 2005; Blouin, Zuilly-Fodil et al. 2005) while termite mounds, ant mounds and gopher mounds in different region of the world can locally determine the vegetation type and favour specific plant species which can be extremely different from those in the surrounding landscape (Hobbs and Mooney 1985; Spain and McIvor 1988;

Blomqvist, Olff et al. 2000). Interestingly, food choice experiments show strong termite preferences in favour of the plant species growing on their own nest. Therefore, there is a clear agreement between plant preferences for soil altered by termite activity and termite preferences for plant species favoured by their engineering action (Konaté 1998). In addition, ecosystem engineers benefit from the plant roots to stabilise their nest and of the presence of nectar as a food source. Thus, in some cases, the biogenic structures produced by ecosystem engineers, in addition to the direct advantages, could also have indirect positive effects on their fitness.

The spatial patterning of the activity of soil engineers can also have important effects on the growth of individual plants due to the creation of organic matter hotspots. The amount of nutrients, such as phosphorus and nitrogen for example, is higher in earthworm casts and burrows than in the surrounding soil (Heine and Larink 1993) creating hotspots of resources which are available for roots growth. The capacity to locate such nutrient enriched patches and the optimal patch size varies among plant species (Campbell, Grime et al. 1991; Hutchings 1994), which cause ecosystem engineers to selectively favour or disfavour plant species, which will alter their competitive balance and, therefore, plant diversity and **community** composition.

Ecosystem engineers can also have an indirect effect on plants through a modification of the spatial distribution of biological regulators. This phenomenon has been observed, for example, in the Netherlands, where ants in semi-natural grassland soil bring fresh subsoil to the surface, which provides the plants with a substrate that is free of plant-**parasitic nematodes**. This condition favours the grass (red fescue: *Festuca rubra*) over sedge (sand sedge: *Carex arenaria*). After a while, the soil becomes colonised again by plant-**parasitic nematodes**, which results in the replacement of the grass by the sedge (Olff, Hoorens et al. 2000).

#### **Aboveground-belowground interactions through plant defensive chemistry**

Plants have a variety of chemical defences that often increase in concentration following attacks by herbivores. Such induced plant responses can occur aboveground, in the leaves, and also belowground in the roots (e.g. release of toxic compounds). Soil organisms can also induce defence responses aboveground and vice versa.

The effects of belowground organisms on aboveground plant defence can be direct or indirect. Several soil organisms (**nematodes**, **mycorrhizal** fungi, etc.) which pass a part of their life cycle in association with plant roots can directly influence the release of defence molecules in the aboveground parts of the plant, thus finally changing the plant defence efficiency against aboveground pests and herbivores. Alternatively, indirect defence involves the attraction of the enemies of the herbivores and pests, as, when they are fed upon, plants emit volatile compounds that are attractive for herbivores and pest enemies.

Similarly to belowground organisms, aboveground herbivores can influence belowground plant defence responses. Plant feeding by caterpillars, for instance, caused a decrease in toxic molecules capable of reducing the growth of pathogenic fungi in ragwort roots. Indeed, the effects of aboveground organisms on belowground plant defences, even if less severe than the opposite effects, can significantly alter the soil **community** composition (Poveda, Steffan-Dewenter et al. 2003; Bezemer and van Dam 2005).

### Chemical engineers and biological regulators

Biological regulators can modulate microbial activity by regulating their number, mainly through grazing. In fact, several species of **protists**, as well as bacterivorous **nematodes**, graze on bacteria. Thus, the biomass of methanotrophic bacteria is partly determined by the grazing activity of local **protists** (Murse and Frenzel 2008). Similarly, food web studies in a range of soil systems have shown that the availability of mineralised nitrogen for vegetation is dependent for approximately one third on the predation of microbes, which releases mineral nutrients that become available for plant uptake (Clarholm 1985). For instance, **protists** can modify the composition of microbial communities of the **rhizosphere** through grazing on selected plant growth promoting rhizobacteria (Bonkowski 2002). Nitrogen and phosphorus mineralisation rates can also be regulated by grazing on soil fungi (Ingham, Trofymow et al. 1985). Effects of grazers become evident when they are selectively omitted. For example, the elimination of **nematodes** reduce the overall nutrient mineralisation and consequently causes a decrease in both nitrogen and phosphorus uptake by wheat (Hu, Li et al. 1998).

However, biological regulators may also stimulate and shape microbial activities through more complex mechanisms. For instance, during the grazing process a number of nutrients and stimulating compounds become more available for microorganisms thus favouring their growth (Swift M J, Heal O W et al. 1979; Ratsak, Maarsen et al. 1996). Moreover, the migration of **nematodes** creates porosity and improves the ventilation in soils, enabling the transport of previously unavailable nutrients to microbes. In addition, root-feeding **nematodes** affect the quantity and quality of **rhizosphere** deposit, inducing plants to produce secondary protection substances (Kerry 2000), which have an impact on microbial diversity. Finally, biological regulators can promote the heterogeneity of the micro-environment and thus the diversity of microorganisms (Ritz, Griffiths et al. 1997). On the other hand, microorganisms can inhibit the reproduction of biological regulators in the **rhizosphere**. Some species of fungi, for example, produce chemicals that may inhibit the hatching of eggs and the mobility of juvenile **nematodes** (Kerry 2000).

The local effects of biotic interactions among chemical engineers and biological regulators vary locally, depending on several factors, including (Bardgett and Chan 1999):

- Chemical engineers and biological regulators local species composition
- Selective grazing: micro-predators may prefer some microbial species to others. Bacteria-feeding **nematodes**, for example, prefer to graze soil bacteria which are in suspension, while **protists** prefer to graze larger and rapidly growing bacteria. As a consequence, the feeding rate of micro-fauna can change the competition advantage among different types of microbial **communities**, and may offer a growth dominant condition for fungi via grazing on bacteria. Thus, through a selective grazing, **protists** and **nematodes** could strongly affect the structure and the functioning of the soil microbial **community**.
- Local soil physicochemical characteristics: C/N ratio, organic matter content, pH, etc.

Soil microbes can also act as antagonists to pathogens (protection from pest), or as pathogens to plants or other soil organisms, thereby contributing to the biological regulation function (see also section 3.6).

### Chemical engineers and ecosystem engineers

Soil ecosystem engineers select and regulate the communities and activities of chemical engineers that inhabit their functional domains (Lavelle, Bignell et al. 1997) through a direct action on their ecology or through an influence on biological regulators that operate food web regulations inside these domains (Marinissen and Bok 1988; Loranger, Ponge et al. 1998; Decaens, Jimenez et al. 1999). They can have predatory or **mutualistic** interaction with chemical engineers.

The **mutualistic** relationships are developed with the microorganisms that pass through their gut thanks to the ingested soil and in the biogenic structures which they build thereafter. The selective reactivation and incubation of microbes within the earthworm's gut causes a crucial first step of activation in the organic matter decomposition process. In soils that have been experimentally treated with earthworms, for example, soil microbial biomass is reduced, while the metabolic activity of earthworms is increased (Scheu 1992). A similar effect also occurred with termites and ants (Abbadie and Lepage 1989; Dauber and Wolters 2000; Petal, Chmielewski et al. 2003; Brauman, Daily et al. 2007).

Generally predominant **mutualistic** relationships among chemical engineers and ecosystem engineers may turn into or occasionally comprise predation. The ecosystem engineers grazing on fungi, for example, can modulate the fungal growth in both positive and negative ways depending on the grazing intensity (e.g. the **hyphal** length of a fungus is greatest when subjected to intermediate intensities rather than low or high intensities of earthworm grazing)(Wardle 2002).

Another common mutualistic interaction among fungi and plants are **mycorrhizal** fungi and rhizobia

## 2.3. CONCLUSIONS

The **high diversity** of soil organisms is reflected in the vast range of functional roles that they perform. As has been seen, soil organisms can be broadly separated into **three main functional categories**: chemical engineers, biological regulators, and ecosystem engineers, **living and acting at different spatio-temporal scales**.

As stated at the beginning of the chapter, it should be noted that the three functional groups presented here do not cover all the soil organisms present in soil, but only the key ones which are considered to have a major functional role. In addition, it is worth stressing that several knowledge gaps exist on components of soil biodiversity, and that **new groups of soil organisms** with potentially high ecological significance (e.g. Archaea) have only recently been considered as having specific functions in soil ecosystems. Thus, the classification proposed here should be regularly reviewed in the light of the constantly evolving scientific findings on soil organisms.

As has been seen in section 2.2, a **hierarchy of both biotic and abiotic factors** govern the composition and activity of the soil community **at different spatial/temporal scales**. Among the abiotic, temperature, moisture, pH, salinity and some soil characteristics are the main factors to consider, while the key biotic interactions for the soil ecosystem functioning occur between the three functional groups and are often bi-

directional. The role of these biotic and abiotic factors in driving functions will be **biome/habitat specific**, and will also vary depending on geographical parameters (e.g. topography) and, of course, **depending on the species considered**. Moreover, within the same species, the same factor (e.g. temperature) can have different effects, depending on the **developmental stage** or the **life history traits** for a single individual. Finally, depending on the context, abiotic factors could control biotic factors, or vice versa. Thus, in order to better understand the influence of a range of biotic and abiotic factors on soil ecosystems, a **case-based approach**, analysing the effects of determinate conditions (e.g. climatic scenarios) on the key species of a specific soil ecosystem should be taken. In general, when considering the influence of regulating factors, an **above-below ground perspective** taking into account what is occurring above ground (e.g. the presence of mammal herbivores) should be a priority, and the potential for such interactions to influence soil functions should always be considered. Thus, in conclusion, *in situ* field studies, even if more difficult to carry out will be more informative regarding the real influence of interacting abiotic and biotic regulating factors on soil ecosystems (e.g. above-below ground interactions), while laboratory studies will be more easily performed to obtain information on the impacts of a specific biotic or abiotic factor on a single species.

→ **MAIN RESEARCH GAPS**

- **Function of new groups of soil organisms (e.g. archea)**
- **More evidence on the relationship between soil diversity and soil functions**
- **Deeper knowledge on mechanisms underlying a specific function**
- **How abiotic and biotic factors influence soil organism mediated functions through the modification of single species biology**
- **More data on the impacts of a specific factor on an individual species (e.g. salinisation on nematodes).**

## 3. SERVICES PROVIDED BY SOIL AND RELATED BIODIVERSITY

### 3.1. INTRODUCTION

As discussed in the previous chapter, the community of organisms living in soil carries out a very broad range of biochemical and biophysical processes that regulate the functioning of the soil itself and that can also affect the neighbouring ecosystems. Many of these functions also provide essential benefits to human society. Most of these services are supporting services, or services that are not directly used by humans but which underlie the provisioning of all other services. These include for instance nutrient cycling and soil formation. In addition, soil biodiversity is involved in all the main regulatory services, namely the regulation of atmospheric composition and climate, water quantity and quality, pest and disease incidence in agricultural and natural ecosystems, and human diseases. Soil organisms may also control, or reduce environmental pollution. Finally, soil organisms also contribute to provisioning services that directly benefit people, for example the genetic resources of soil microorganisms can be used for developing novel pharmaceuticals.

Each function may contribute to services either directly or indirectly. For instance, nutrient cycling clearly underlies crop production, while soil engineering affects water storage and transfer, and soil biodiversity offers a reservoir of species which may contribute to pest control, decontamination, or to the development of new medicines. Other functions performed by soil and soil biodiversity contribute more indirectly to human well-being, such as soil organic matter decomposition which contributes to carbon storage and climate control. A key question is thus the definition of the relationships between soil, soil biodiversity and the ecosystem goods and services which are derived from its functions.

The six main ecosystem services related to soil and to soil biodiversity considered in this study are:

- **Soil organic matter recycling and fertility**, including soil formation: a basic function that supports nutrient cycling and **primary production which then contributes to biomass production**
- **Regulation of carbon flux and climate control** via the carbon storage
- **Water cycle regulation**, infiltration, storage, purification, transfer to aquifers and surface effluents, erosion prevention and regulation of flows in effluents (flooding or drying out of rivers)
- **Decontamination and bioremediation**: a chemical and physical neutralisation of contaminants
- **Pest control**: biological control of pests and pathogens of plants, animals and humans.
- **Human health**: this includes both direct (e.g. provisioning of pharmaceutical molecules) and indirect services (e.g. avoided impacts linked to the non-provisioning of the above mentioned services)

In the definition of these six services, for the sake of simplicity and to avoid double-accounting, several sub-services has sometimes been grouped into one service. The

following table show the comparison among our grouping and the services defined in the Millennium Ecosystem Assessment (MEA) report. For each identified service, the soil organisms and the related processes underlying the service’s provision, as well as its utility for human society, will be presented.

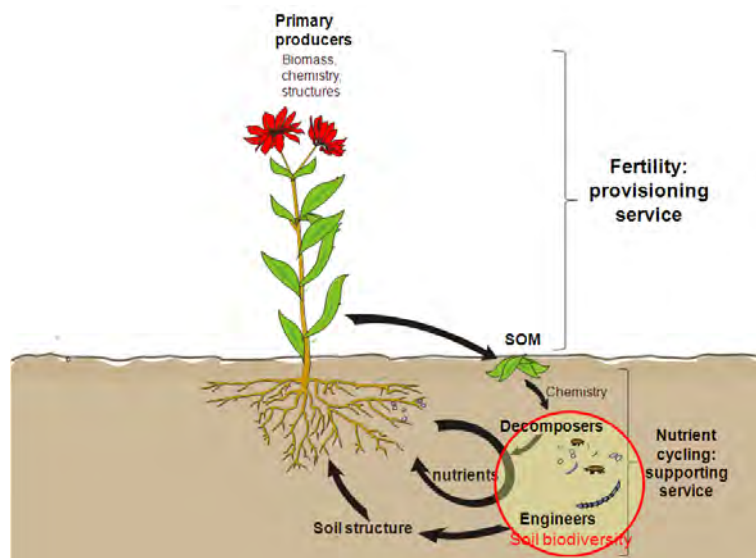
**Table 3-1: Comparison of the services classification of this report with MEA nomenclature**

This report	MEA nomenclature	Category of service
Soil organic matter recycling and fertility, including soil formation	Decomposition, nutrient cycling, soil formation, <b>primary production</b> , erosion regulation	Supporting and Provisioning
Regulation of carbon flux and climate control	Climate regulation	Regulating
Water cycle regulation	Water regulation and water purification	Regulating
Decontamination and bioremediation	-	Regulating
Pest control	Diseases regulation	Regulating
Human health	Diseases regulation	Regulating

### 3.2. SOIL ORGANIC MATTER RECYCLING, FERTILITY AND SOIL FORMATION

Soil fertility can be defined as the ability of soils to support plant growth by ensuring the adequate recycling of organic matter and nutrients. The contribution of soil organisms to soil fertility can thus be decomposed into its supporting and **provisioning services**:

- **Supporting services** such as nutrient cycling and decomposition of organic matter, that support life and other ecosystem services such as plant production and soil formation. Soil formation or pedogenesis is the process by which soil is created.
- **Provisioning services** such as production of crop or plant biomass, also called **primary production** (Figure 3-1), that provide goods to society.



**Figure 3-1: Relationship between soil organic matter cycling (supporting service) and fertility services (provisioning service)**



### 3. 2. 1. WHICH PROCESS IS RESPONSIBLE FOR THE DELIVERY OF THIS SERVICE?

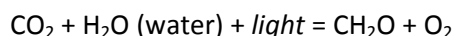
#### → SUPPORTING SERVICES

Soil biodiversity drives two main **supporting services** which are interwoven: organic matter decomposition and nutrient cycling. Soil biotas decompose dead organic matter resulting in the formation of more complex organic matter called **humus** (Box 1) that participates in general soil formation and quality maintenance through its specific properties (cation retention, hormone like effects on plants, water retention, and stabilisation of soil aggregates). **Humus** is an important buffer, reducing fluctuations in soil acidity and nutrient availability. Thus, the organisms living in and on the soil can contribute to the formation of distinct **humus** giving rise to distinguishable soil types. For instance, coniferous forests have acidic leaf litter and, with the help of local soil organisms, form what are known as inceptisols, while mixed or deciduous forests leave a larger layer of **humus**, changing the elements leached and accumulated in the soil, forming what we call the alfisols.

Although chemical engineers are the main actors of organic matter decomposition, all three **functional groups** are involved in organic matter recycling. As a consequence, organic matter recycling is regulated in a very complex manner, by all the biotic and abiotic factors controlling the ecology of soil organisms (section 2.2).

#### → PROVISIONING SERVICES

Plants are **primary producers** able to produce biomass from inorganic compounds, and their products are often referred to as **primary production**. Photosynthesis is the main chemical process through which plants produce organic compounds (the **primary production**) from the fixation of atmospheric CO<sub>2</sub>:



The molecule obtained by the fixation of CO<sub>2</sub> is generally called reduced carbohydrate. Importantly these simple molecules produced by plants can be used to synthesise more complex molecules such as lipids or proteins. Alternatively the reduced carbohydrates can be consumed by plants to obtain energy for their growth.

In addition to photosynthesis, plants absorb ions made available by soil organisms via their roots, or through mass flow and simple diffusion. The mineral ions absorbed by the plant travel from the roots to the growing parts where they are integrated to form new indispensable molecules for the plant.

Both the abundance and the quality (i.e. nutritional quality) of **primary production** are intricately linked to the diversity of functions performed by soil fauna and flora, since the **functional groups** contribute to the availability of nutrients and to the soil structure, two crucial parameters for plant growth. However there are little data to quantify this linkage.

### 3. 2. 2. WHY IS THIS SERVICE IMPORTANT TO HUMAN SOCIETY?

Soil fertility and nutrient recycling are evidently important to human society for several reasons. First of all, this service is indispensable for food production and more generally for all forms of agriculture and forestry. Plants take up the non-mineral nutrients — carbon, hydrogen and oxygen — from air and water, while the soil plays a role in providing them with the mineral nutrients essential for their growth. This service is also important through the deleterious impacts that its improper

management may bring, such as eutrophication of water bodies by effluents and air pollution (Lavelle, Dugdale et al. 2005).

Plants provide products (ecosystem goods) that are important for the development of human society. The most evident of these is food, in the form of fruits and vegetables and other derived food products (e.g. vegetal oils). All of these products provide vitamins, mineral elements, proteins, lipids, oligo-elements, fibres and sugars which are crucial for the human diet. But the plant-derived products are not limited to food. A large spectrum of additional products, ranging from energy to genetic resources, is provided by **primary producers**. To cite some examples: textile fibres, wood, fuel (e.g. biofuel), and a large quantity of active molecules used in pharmaceuticals. Thus, the provision of the soil fertility and nutrient recycling service is crucial for human society and its impairment would have important impacts on our development.

In addition, **primary producers (plants)** release oxygen into the atmosphere and through the process of evapo-transpiration, which is the sum of evaporation and plant transpiration from the soil surface to atmosphere. The **primary producers** partly regulate the movement of water to the air, which is an essential step in the water cycle and local climate regulation (Figure 3-2). Thus, this service is indirectly linked to the water and climate regulation services discussed later in this chapter.

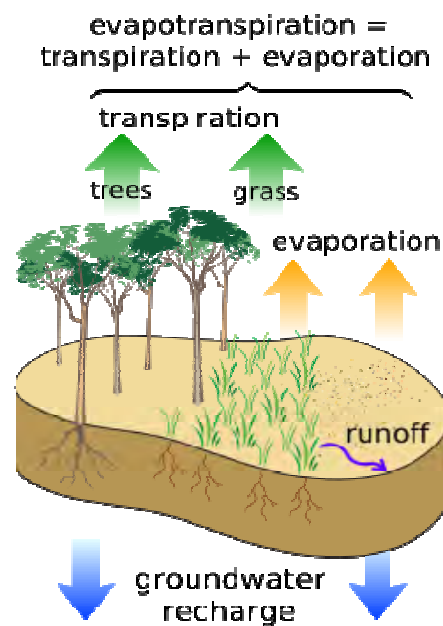


Figure 3-2: The sum of transpiration and evaporation from earth's surface give rise to the evapotranspiration process<sup>25</sup>

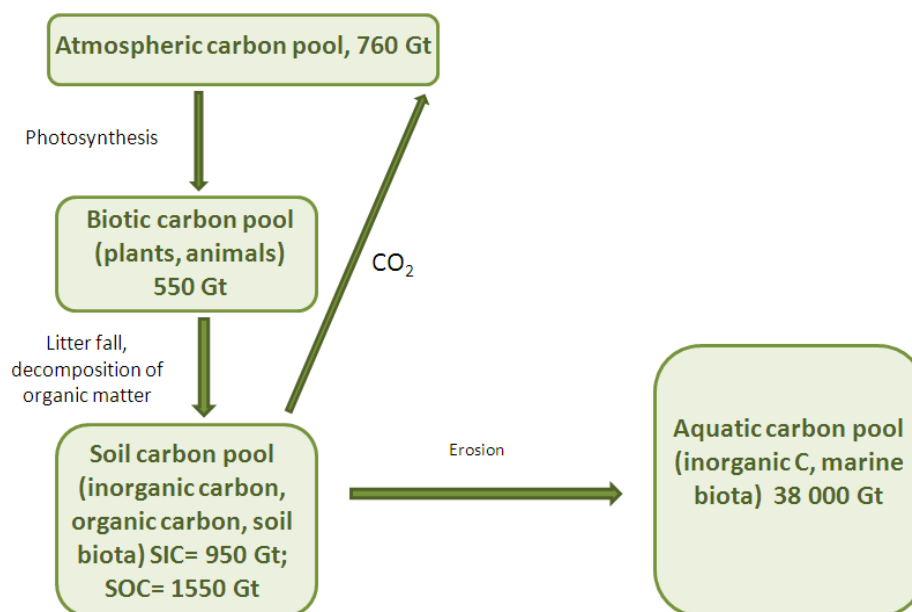
### 3.3. REGULATION OF CARBON FLUX AND CLIMATE CONTROL

Soil biological processes driven by soil biota can have an important effect on the global carbon cycle. This is because **soils are both a sink and a source of carbon**. Soil stocks carbon mainly in the form of soil organic matter and releases carbon in the form of carbon dioxide (CO<sub>2</sub>) formed during the decomposition of soil organic matter. The soil carbon pool is thus in a dynamic equilibrium of inputs and outputs (Figure 3-3). Soil is the second largest global carbon pool, estimated to contain about 2500 Gt of carbon to

<sup>25</sup> Image from: [www.answers.com/topic/evapotranspiration](http://www.answers.com/topic/evapotranspiration)

one metre depth, and with vegetation contains some 2.7 times more carbon than the atmosphere (Woodward 2009).

Soil carbon stock can be organic or inorganic. If we consider the soil inorganic pool included, the soil pool contains three times as much carbon as the atmosphere. The carbon stored in aquatic, especially marine systems, contains more carbon than soil and air together.



**Figure 3-3: Input and output of soil carbon**

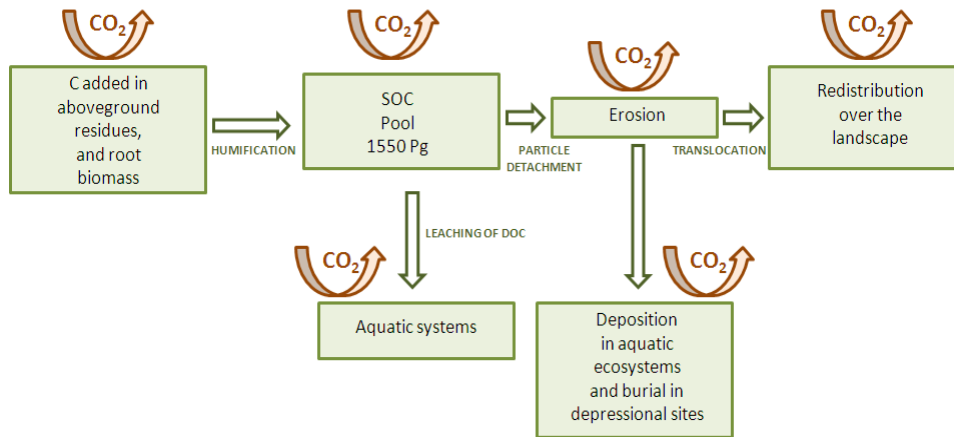
The carbon output is mainly in the form of carbon dioxide (CO<sub>2</sub>), which is one of the main greenhouse gases (GHG) contributing to global warming. In addition to CO<sub>2</sub>, soil biota can also control fluxes of other GHGs, such as methane (CH<sub>4</sub>), which is produced during the carbon cycle, and nitrous oxide (N<sub>2</sub>O) which is produced as part of the nitrogen cycling (Box 7). While these gases represent much smaller fluxes than those of CO<sub>2</sub>, they are much more potent than carbon dioxide as a greenhouse gas (21 times and 310 times, respectively). This process, together with the GHG released by human activity, contributes to global warming.

Thus, through their capacity to stock carbon, soils can act as a buffer compartment in a context of climate change. A good carbon storage capacity of soils could be one of the tools for climate change mitigation, especially because of its immediate and low cost availability. However, the limited magnitude of its effect and especially its potential reversibility, for example due to converting grassland into arable land, should be kept in mind (Schils 2008). Moreover, the soil carbon pool is itself susceptible to warming, causing enhanced carbon loss to atmosphere and carbon cycle feedback (Huntingford 2000).

### 3.3.1. WHICH PROCESS IS RESPONSIBLE FOR THE DELIVERY OF THIS SERVICE?

The regulation of carbon flux is a process driven by soil biota. The global soil organic carbon pool is estimated at 1550 Giga tonnes (Gt), 73-79 Giga tonnes of which (around 5%) are stored in Europe (Schils 2008). Soil organic carbon is the main fraction of the soil carbon pool. The soil organic carbon pool is mainly formed by soil biota and accumulated organic matter (e.g. litter, aboveground residues).

Soil organic carbon is gained through the decomposition of organic matter leading to humification of lignin, cellulose and other organic compounds by soil microorganisms (Figure 3-4). A part of the organic matter is mineralised in the inorganic carbon pool. Thus, all the soil organisms involved in organic matter decomposition play a key role in the delivery of this service.



**Figure 3-4: Processes affecting soil organic carbon (SOC) dynamics. DOC= dissolved organic carbon - adapted from (Lal 2004)**

Soil organic carbon can be lost in the form of CO<sub>2</sub>. The CO<sub>2</sub> released during the respiration of soil organisms involved in the various soil organic matter decomposition processes is widely thought to be one of the most important sources of CO<sub>2</sub> to the atmosphere. The size of this flux is 55 Gt per year (Schils 2008). Indeed, feedback between soil organic carbon and atmospheric CO<sub>2</sub> is a process which is not fully understood yet. In addition to this loss in gaseous form, soil carbon equilibrium can be altered by other processes. Soil particles containing both organic and inorganic carbon can be detached from the soil matrix and transported away, being redistributed in the landscape or deposited in aquatic ecosystems. Carbon can also leach from soil to water.

All these processes are influenced by soil texture, biomass, level of disturbance, soil structure, nutrient cycling, profile characteristics, and climate. Thus, some types of soils, having different textures or land uses can store more carbon than other types: in Europe, for example, peat land soils store 20% of the total carbon stored in EU soil. Indeed, the published literature shows large variations in the amounts of carbon accumulated in different soil categories. Grassland soils were found in all studies to generally accumulate carbon. However, the studies differ on the amount of carbon accumulated. In one study, the sink estimate ranged from 1 to 45 million tonnes of carbon per year and, in another study, the mean estimate was 101 million tonnes per year. Croplands were found to act as a carbon source, but estimates are highly variable. In one study they were estimated to be a carbon source equal to 39 million tonnes per year, while in another study, croplands in Europe were estimated to be losing up to 300 million tonnes of carbon per year. The latter is now perceived as a gross overestimation. Forest soils generally accumulate carbon. Estimates range from 17 to 39 million tonnes of carbon per year with an average of 26 million tonnes per year in 1990 and to an average of 38 million tonnes of carbon per year in 2005. It would seem that on a net basis, soils in Europe are on average most likely accumulating carbon. However, given the very high uncertainties in the estimates for cropland and grassland, it would not seem accurate and sound to try to use them to aggregate the data and produce an estimate of the carbon accumulation and total carbon balance in

European soils (Schils 2008). Thus, precise future estimations are difficult to extract from the literature, given the number of uncertainties, including the dynamic trends in land-use change in Europe. Given the political importance of the management of soils for carbon storage, some recent works have estimated the potential for agricultural soils to sequester more carbon through changes in management, and this has been recently considered in the context of different biological strategies for C sequestration (Woodward 2009).

In any case, any activity altering the input of organic matter to soil (e.g. conversion from natural to urban landscape), modifying organic matter decomposition by soil organisms, or that favours erosion or leaching, can have significant impacts on the delivery of the carbon storage service of soils (see also section 4. ).

In Europe, for example, the largest emissions of CO<sub>2</sub> from soils are resulting from land-use change (e.g. from grassland to agricultural fields) and the related drainage of organic soils. This is due to the fact that land-use changes modify soil conditions (e.g. oxygen concentration) and thus activate soil biota mediated production of CO<sub>2</sub>. In the pre-industrial era, soils were one of the major sources of atmospheric CO<sub>2</sub> mostly due to land-use change (e.g. conversion of natural environments into agricultural land). However, in the industrial era, carbon emitted by soil represents only half of the quantity emitted by fossil fuel combustion (Table 3-2).

**Table 3-2: Estimates of pre- and post-industrial losses of carbon from soil and emission from fossil-fuel combustion, overall estimation in the world (Lal 2004)**

Source	Carbon emissions (Gt)
<b>Pre-industrial era</b>	
Land-use conversion	<b>320</b>
Fossil fuel combustion	<b>0</b>
<b>Post-industrial era (since 1850)</b>	
<b>Land-use conversion (total)</b>	<b>136 ± 5</b>
Soil cultivation	78 ± 12
Erosion	26 ± 9
Mineralisation	52 ± 8
<b>Fossil fuel combustion</b>	<b>270 ± 30</b>

### 3.3.2. WHY IS THIS SERVICE IMPORTANT TO HUMAN SOCIETY?

The service of regulating climate through regulating GHG fluxes is very important to human society. Even relatively small changes in the CO<sub>2</sub> flux between soil and the atmosphere, for example, could have a significant impact on climate. A perturbation of climate stability can lead to several deleterious effects for human society. Direct effects could be to affect human health, water resources, crop productivity, food resources and security. Indirect effects could be to disturb social equity, governance, production and consumption patterns and population growth (IPCC 2007). In addition, a deregulation of climate due to an impaired GHG flux in soils may strongly affect all other natural ecosystems leading to losses in global ecosystem services.

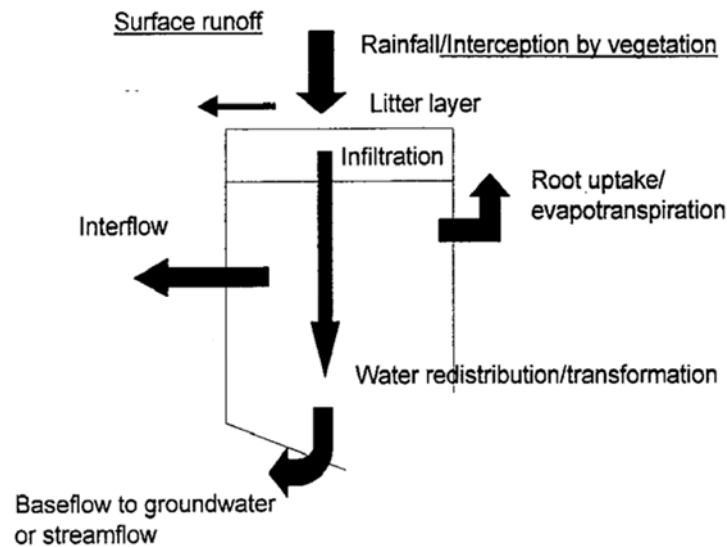
### 3.4. REGULATION OF THE WATER CYCLE

Soil water regulation services include the capacity to infiltrate water, store it underground, as well as regulate its flux and purity in a balanced way in order to keep water quality and quantity.

### 3. 4. 1. WHICH PROCESS IS RESPONSIBLE FOR THE DELIVERY OF THIS SERVICE?

Rainfall, snow, and dew, are the main sources of water reaching soil. Water reaching the soil surface can follow different paths (Figure 3-5):

- infiltration and/or surface run-off
- interflow below the soil surface
- evaporation and root uptake, followed by evapo-transpiration by plants
- deep percolation to groundwater



**Figure 3-5: Water pathways in soil (Bardgett, Anderson et al. 2001)**

The majority of processes linking soil properties and soil biodiversity to water control services have been qualitatively described, but precise quantification of these direct and indirect relationship are lacking (Bardgett, Anderson et al. 2001).

#### → WATER INFILTRATION

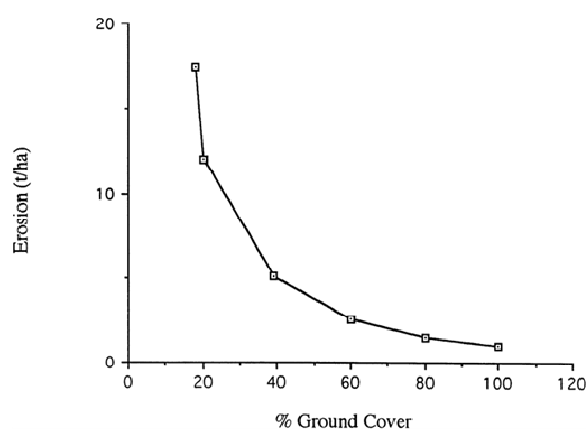
When water reaches the soil, it can infiltrate underground or run-off along the soil surface. The choice between these two options depends on the quality of the soil matrix which is in turn determined by soil properties, including biodiversity. Apart from some algal crusts in the Arctic ecosystem that block water infiltration, the majority of soil organisms have a positive impact on the infiltration rate. For example, soil engineers such as earthworms and termites can significantly increase infiltration rates through soil by creating macro-pores and channels. Thus, for example, **the elimination of earthworm populations due to soil contamination can reduce water infiltration rate up to 93%** (Clements 1982).

In addition to earthworms, ants and termites can affect water infiltration rates. Underground aquifers can be recharged by the water flow passing through nest galleries, particularly in arid environments. For example, the elimination of small populations of a species of termite in the Chihuahuan Desert resulted in a modification of surface run-off pattern and infiltration (Bardgett, Anderson et al. 2001). Other organisms can also have indirect effects on water infiltration rates through modifying the quantity and quality of soil organic matter.

Another major factor controlling the water infiltration rate in soil and its capacity for water retention is the surface of ground covered with plants or plant litter. The vegetation quality and distribution in the soil matrix is regulated by soil characteristics and soil biodiversity which, as we have seen, ensure the appropriate functioning of the ecosystem, providing the conditions for plant growth.

The presence of vegetation can regulate the quantity of water reaching the soil by protecting it with leaves, capturing the water and structuring the soil with underground roots. The result of this action is that water is kept locally and can pass through into underground reserves. When vegetation is limited or absent, water will run off, instead of going underground, enhancing the erosion of soil particles. Plant roots prevent that soil particles from being washed away with water flows, keep soil macro-aggregates together and avoid landslides.

In the case of deforestation, the run-off and the associated risk of erosion are increased, while the water infiltration rate is decreased (see also section 4. 2. 1). Thus, a healthy soil sustaining plant growth is also particularly important to avoid erosion (Ineson et al. 2004). **In the USA, for example, it has been observed that land without vegetation can be eroded 123 times faster than land covered by vegetation**, which lost less than 0.1 ton of soil per ha/yr. In Utah and Montana, in cases where the amount of ground cover decreased from 100% to less than 1%, erosion rates increased approximately 200 times (Pimentel and Kounang 1998)(Figure 3-6).



**Figure 3-6: Soil erosion rates related to percentage of ground cover in Utah and Montana (Pimentel and Kounang 1998)**

As a consequence, the frequency and the intensity of run-off, flooding, and aquifer recharge can be strongly influenced by changes in land cover. This includes, in particular, alterations that change the water storage potential of the system, such as the conversion of wetlands or forests into croplands, or the conversion of croplands into urban areas.

➔ **WATER PURIFICATION**

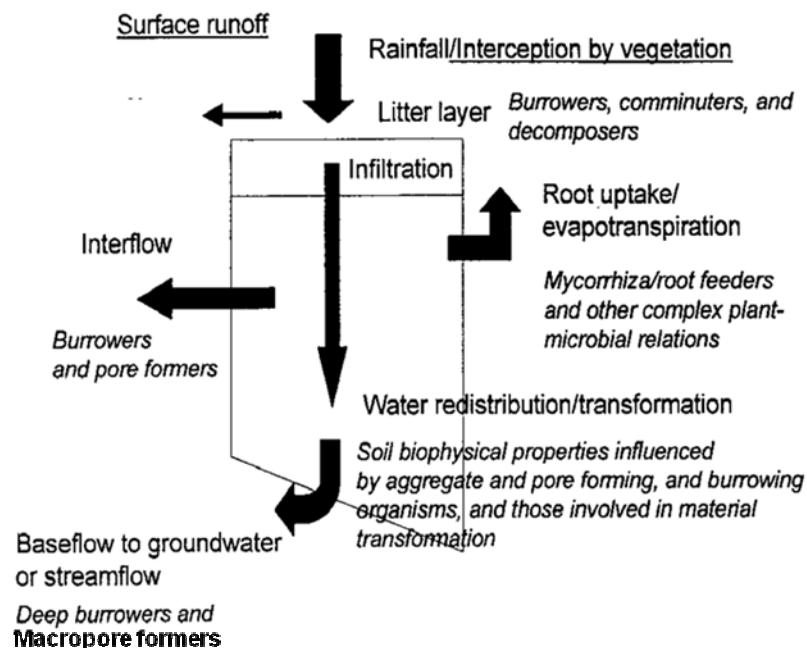
The infiltration of water through the soil is also an important part of water purification. Contaminants and pathogenic microbes (e.g. some forms of bacteria and viruses) can then be absorbed on the surface of soil particles during this infiltration, resulting in cleaner and safer water. Several physico-chemical processes take place during the water infiltration: sedimentation, precipitation, oxidation-reduction, sorption-

desorption, ion-exchange and biodegradation of contaminants. The ability of soil to perform these functions depends on its texture, salt content, **humus** content and richness in microorganisms located in the subsurface. All these factors are, at least partly, dependent on soil characteristics, including soil biodiversity.

→ **WATER STORAGE AND TRANSFER**

Once infiltrated, water is redistributed underground. This redistribution is highly dependent on soil porosity, which in turn is influenced by the activity of ecosystem engineers. The existence of pores of different sizes allows water to be retained at different tensions (the smaller the size of the pore, the greater the force with which it is retained in soil) providing plants with a continuum of water resources as soil dries (Bardgett, Anderson et al. 2001).

In addition, the productivity and composition of plants can also influence water transfer, by controlling the rate of evapo-transpiration of water, from the soil to the atmosphere. Thus, water movement is indirectly regulated by plant and root biomass distribution, which are both partly dependent on soil biodiversity. For example, when a root-feeder, such as a nematode, alters the plant growing rate, this will influence the overall evapo-transpiration rate and water movement (Figure 3-7).



**Figure 3-7: Scheme of the role of soil properties and biodiversity in soil water pathways (Bardgett, Anderson et al. 2001)**

**3. 4. 2. WHY IS THIS SERVICE IMPORTANT TO HUMAN SOCIETY?**

Water quality and quantity are essential to human life, and most of it comes from underground sources. Thus if the groundwater quality is degraded because of impairment in soil functioning, all the degradable pollutants will not be degraded or neutralised. As a consequence, the need for water treatment facilities will increase. If the groundwater quantity is reduced following impairments in soil regulation of rainfall infiltration and storage, the underground reservoirs of drinking water indispensable in periods of droughts will be impaired. In addition, the surface run-off will be increased



leading to a higher frequency of peak flows and flood risk. Such stronger run-off will then result in higher erosion rates and an increased accumulation of sediments in flood water. An increased quantity of sediments transported by flood waters will in turn result in a higher risk for human health (Ebi, Kovats et al. 2006). Obviously, a degradation of water quality and a decrease in quantity could also have deleterious impacts on human wellbeing and quality of life, and in the more extreme scenario, affect human health. Additional negative impacts resulting from the impairment of the water regulation service include eutrophication of water bodies, sedimentation of gravel-bedded rivers, loss of reservoir capacity, and muddy flooding of roads and communities.

Thus, maintaining an efficient water regulating service will avoid important costs for the construction and the operation of water purification plants and remediation to prevent the drying out of streams as well as to ensure flood control. First attempts to economically evaluate the value of healthy ecosystems providing a good water quality have been performed. Since 1997, there is a worldwide trend to organise systems for payment of water services, in which people living in the higher parts of water catchments where water is stored and purified get subsidies from people from low lying areas (urban and industrial areas) to maintain ecosystem in good health and hence, water services (280 000 ha enrolled a cost of \$30 million)(MEA 2005).

### 3.5. DECONTAMINATION AND BIOREMEDIATION

Soil is a natural sink for pollution. Soil contamination is deleterious for both the environment and for human health. However, soil-related processes can mitigate the impacts of pollution on the environment and human health through modification and control of their chemical fate and behaviour, thus limiting the transfer of pollutants to other media. This service is called decontamination or bioremediation. Natural occurring bioremediation can be enhanced by human intervention, called human-driven bioremediation. This is often applied to try to return a contaminated area back to its pristine state. However, this is in general a very long-term process, which in some cases is not possible where the contaminant loads are too large or the risks too high.

Bioremediation can be performed using:

- microbes (most cases) which transforms organic compounds
- plants which can accumulate a pollutant and facilitate its removal from soil matrix (phytoremediation)

Bioremediation can ensure, for example, the partial decontamination of an aquifer once the pollution source has been removed or when hotspots of pollution have been treated. A number of frequently encountered pollutants, such as chlorinated hydrocarbons, benzene, toluene, xylene, and ethyl benzene can be removed through natural soil decontamination. Other components such as inorganic molecules and pesticides can also be remediated by soils, while heavy metals can be chemically neutralised into inactive forms by chelation processes, accumulated in plants and removed from the sites (Table 3-3). Indeed, several pollutants such as persistent organic pollutants (e.g. dioxins) cannot be decomposed by soil microorganisms. Moreover, soil microorganisms can also be intoxicated by dangerous substances in the soil. Therefore it is necessary to take into account the toxicity to soil organisms as part of the risk assessment of contaminated sites.

**Table 3-3: Some contaminants that can be bio-remediated and their potential sources**

Class of pollutants	Examples of potential sources
Chlorinated phenol	Timber treatment
Pesticides	Agriculture, pesticide manufacturing
Chlorinated solvents	Drycleaners
Polychlorinated biphenyls	Power stations, electrical manufacturing
BTEX	Port facilities, airports, gas work sites
PAHs	Engine works, oil production and storage

The overall service is ensured by both biotic and abiotic soil properties and depends on local geology, hydrology and ecological communities. Both biological and physico-chemical processes underlie the provisioning of this service.

The biological processes involved in bioremediation include:

- **Bioavailability:** the fraction of a total amount of a chemical present in a specific environmental compartment that, within a given time span, is either available or can be made available for uptake by (micro)organisms or plants, from either the direct surroundings of the organisms or the plant or by ingestion of food.
- **Bioaccumulation:** the ability of soil organisms to incorporate pollutants and to cumulate them within the organism
- **Biological degradation:** is the capacity of living organisms to modify the chemical fate of a pollutant into smaller, non toxic molecules (e.g. CO<sub>2</sub>)
- **Metabolisation:** is the ability of a living organism to modify a chemical pollutant and obtain useful metabolic molecules.

In addition to these biological processes, a number of physico-chemical processes are involved in decontamination, including:

- **Abiotic degradation** (e.g. photodegradation, hydrolysis)
- **Dilution**
- **Dispersion**
- **Radioactive decay**
- **Absorption of contaminants.**

### 3. 5. 1. WHICH PROCESS IS RESPONSIBLE FOR THE DELIVERY OF THIS SERVICE?

The microorganisms included in the group of chemical engineers play a key role in the four biological processes mentioned above. However the overall process of biodegradation of a compound is often a result of the actions of multiple organisms. Effects of biological controllers and ecosystem engineers which are the proximate determinants of microbial activities are also likely to play a great role in microorganism performances.

The microorganisms performing bioremediation may be:

- indigenous to a contaminated area (natural bioremediation)
- indigenous from a non contaminated area and transported on site (human-driven bioremediation)
- selected in a laboratory and transported to the contaminated site (human-driven bioremediation)

In order to have an effective bioremediation, microorganisms must enzymatically attack the pollutants and convert them to harmless products. As a consequence, all factors influencing their survival, growth and activity rate can have an impact on the

efficiency of bioremediation. Thus, human-driven bioremediation often involves the manipulation of environmental parameters to allow pollutants degradation to be more efficient. Of course the optimal environmental parameters depend on the pollutant to be treated and the specific microorganism used.

Bioremediation can be performed *in situ*, which means directly in the polluted area or *ex situ* which means that the contaminated soil is transported elsewhere to be treated. The *in situ* strategies are in general less expensive and provoke a minor disturbance to local ecosystems than *ex situ* strategies, because the human alteration of the local ecosystem is lower (Box 14).

#### Box 14: A successful example of bioremediation

A well-known example of bioremediation is the microorganisms mediated cleaning after the large accidental oil spill by the tanker Exxon Valdez in Alaska in March 1989. The accident spilled approximately 41 000 m<sup>3</sup> of crude oil and contaminated about 2 000 km of coastline. Bioremediation was the main strategy used in this case. Nutrients and fertilisers to enhance bacterial growth were applied on the surfaces of contaminated sand and sediments. This resulted in a fivefold increase in the rate of oil degradation due to enhanced bacterial activity (Bragg 1994) and, finally, in an efficient site remediation.

Bioremediation using microorganisms can sometimes be ameliorated by the presence of earthworms, due to their regulative action on microbial activity and distribution in the soil (Table 3-4). However, due to the earthworms' high sensitivity to certain pollutants, this is valid only in the case of pollutants which are not lethal for them.

**Table 3-4: PCB (Polychlorinated biphenyl) removal in treated soils after 18 weeks in the presence and absence of earthworms -adapted from (Singer 2001)**

Soil depth	% PCB removed (g-1 soil)	
	Earthworms	No earthworms
0-2	67	58
2-6	39	44
6-20	53	43
total	52	45

Soil organisms can also affect important soil characteristics such as porosity, pH and organic matter content, that have an indirect effect on pollutants decontamination (Bennett, Hiebert et al. 2000). In addition, a number of chemicals secreted by bacteria and fungi can influence desorption (contrary process of absorption) and the removal of metals and hydrocarbons from the soil matrix. Using a fungus, for example, a maximum solubilisation of 68% for copper for a medium containing potato peels was achieved (Mulligan and Kamali 2003).

Remediation by plants is called phyto-remediation. In the case of phyto-remediation the link between the service and soil biodiversity is indirect compared to microbial mediated bioremediation, for example because soil biodiversity plays a role in regulating plant abundance and distribution. This process is particularly useful to remove metal pollutants and widespread residual organic compounds from soil and water. Plants are efficient in accumulating and immobilising persistent pollutants. Several strategies of phyto-remediation exist: phyto-extraction, phyto-transformation, phyto-stabilisation, phyto-degradation, phyto-volatilisation and rhizo-filtration (Table 3-5). A combination of these processes can occur in nature.

**Table 3-5: Strategies of phyto-remediation**

Strategy	Mechanism
Phyto-extraction	Uptake pollutant in the plant (e.g. metal), removal of the plant
Phyto-transformation	Uptake pollutant in the plant (e.g. organic pollutant), degradation within the plant. High above biomass production and/or pollutant translocation to the above plant biomass is required to make a phytoremediation approach successful.
Phyto-stabilisation	Root exudation provokes the precipitation of metals into stable organic forms (Phytostabilization of metals <i>in situ</i> accompanies frequently the bioremediation approaches )
Phyto-degradation	Enhancement of the microbial degradation in the <b>rhizosphere</b>
Rhizo-filtration	Uptake of pollutant in plant roots (e.g. metal)
Phyto-volatilisation	Evapo-transpiration of pollutant (e.g. mercury)

All the abiotic processes involved in soil decontamination and their efficiency are determined by the physico-chemical properties of soil surface, soil porosity, the chemical properties of pore-water compartment, and, of course, the physico-chemical properties of the pollutants (e.g. behaviour of organic and inorganic molecules may be significantly different in the soil matrix). The presence of surface active fractions such as organic matter, possessing high surface areas and charges can, for example, facilitate oil retention in the soil matrix. All these physico-chemical properties are directly or indirectly linked to soil properties and biodiversity. For example, earthworms and microbes are key actors in the determination of soil aggregation and porosity. Similarly, microbial activity can locally alter soil pH, affecting soil aggregation and its capacity to absorb contaminants.

Therefore, a high diversity and biological activity within soils, especially at the level of chemical engineers, but also in the case of ecosystem engineers, is indispensable to ensure this crucial service through a direct influence on soil biotic degradation processes and an indirect influence on soil abiotic degradation processes of pollutants.

### 3. 5. 2. WHY IS THIS SERVICE IMPORTANT TO HUMAN SOCIETY?

Three alternatives exist to bioremediation: physical removal of pollutants, dilution, and treatment. However, soil clean-up is, in general, a difficult operation with very high costs. The European Environment Agency has estimated the total costs for the clean-up of contaminated sites in Europe to be between 59 and 109 billions of Euros (EEA 2000). Bioremediation is the cheapest option for soil decontamination.

The natural capacity of soil to decontaminate has permitted to restore numerous sites (Bragg 1994). This extremely important service has thus been the object of extensive studies. A number of bacteria, fungi (including **mycorrhizae**) and plants have been tested to evaluate their decontamination capacity. Bioremediation using microorganisms presents some general benefits:

- It is useful for the complete destruction of a wide variety of contaminants, rather than simply transferring them among natural media (e.g. pollutants transfer from soil to water or atmosphere)
- The residues for the treatment are usually non-toxic products and include carbon dioxide, water, and cell biomass
- It is a natural process generally perceived by the public as an acceptable method for waste treatment
- In most cases, when the contaminant is degraded, the bio-degradative microbial population declines
- The transport of waste is limited when *in situ* strategies are chosen

- It is a relatively low-cost option

However, natural soil decontamination is often not sufficient to restore a polluted site completely, since natural biodegradation processes are in general very slow (several decades), soil organisms cannot break down some pollutants, and sometimes the contaminant load is too large. This extremely important service has thus some limitations:

- It does not apply to all contaminants, e.g. to some hydrophobic organic compounds
- It is very slow and sometimes the risks and the exposure to dangerous substances do not allow for such long techniques
- It may not work if the contaminant load is too significant (see section 5.5.1)
- In some cases, the properties of the biodegradation products are not known well enough to be sure that their nature is not more toxic than the original molecule
- There is a difficulty in controlling all the environmental conditions for an optimal bioremediation
- More research is needed to improve treatments for soil contaminated by complex mixtures of pollutants
- It is a long term treatment, compared to alternative strategies, and thus it requires the monitoring of the contamination (which may increase the costs of such technologies)
- It is rarely 100% efficient in the elimination of pollutants. Regulatory uncertainty remains regarding acceptable performance criteria, e.g. can an efficiency of around 70% in the pollutant removal be acceptable and is the site then defined as completely decontaminated?

Understanding the categories of chemicals that can be biodegraded and the responsible biotic and abiotic transformation processes underlying natural attenuation is crucial to ensure the development of bioremediation, due to its potential of efficient and inexpensive soil cleaning. However, natural soil decontamination is often not sufficient to restore a polluted site completely, since natural biodegradation processes are in general very slow (several tens of years).

In the case of plants, 400 species capable of accumulating metals have been reported (Yang 2004). After sufficient plant growth and metal accumulation, the aboveground portions of the plant are harvested and removed, resulting in the permanent removal of metals from the site. Phyto-remediation is preferentially used in the following conditions:

- Very large field sites
- Sites with a low concentration of contaminants
- As the final step of a decontamination procedure

There are some limitations:

- Long duration of time (and thus long term monitoring of the contamination)
- Potential contamination of the vegetation and food chain (when the pollutant is not degraded within the plant or when the plant is not removed)
- Difficulty in establishing and maintaining vegetation in heavily polluted sites.


In conclusion, the application of bioremediation using either microorganisms or plants is feasible and relatively cheap. However, the option of transforming the pollutants through microbial conversion seems preferable to the option of bio-accumulating the pollutant into a plant, thus leading to a simple transfer from one ecosystem to another medium. Setting a bioremediation protocol in a contaminated site requires excellent knowledge of the nature and distribution of the pollution as well as of the local soil organisms and plants. Different levels of cleaning up can be reached, depending on the case, but to date precise criteria that define the quality of bioremediation are still lacking.

### 3.6. PEST CONTROL

Biological pest control is the natural or human-influenced ability of natural competitors, predators or parasites, to act as biological control agents for pest species. This control can be through top-down or bottom-up mechanisms. Top-down pest control occurs when a predator controls the structure/population dynamics of a species within the ecosystem. Bottom-up control in ecosystems occurs when the nutrient supply controls the development of species. Evidences from natural systems show that the low diversity of an ecosystem is associated with a higher vulnerability to pests, due to altered top-down and bottom-up control mechanisms. In agricultural fields, for example, the soil functioning is modified and, as a consequence, its equilibrium can be altered leading to outbreaks of crop pests. Thus, the natural biological pest control service can be used as an alternative to pesticides. Biological pest control strongly influences the provisioning services as well, because it promotes primary production: diseased crops do not produce food or fibres as efficiently as healthy crops.

#### 3.6.1. WHICH PROCESS IS RESPONSIBLE FOR THE DELIVERY OF THIS SERVICE?

Soil biodiversity ensures pest control by acting both directly on belowground pests, and indirectly on aboveground pests (Figure 3-8). In ecosystems presenting a high diversity of soil organisms, harmful microbes or nematodes attacking crops are less aggressive, as their effects are diluted in larger communities (Altieri and Letourneau 1982; Lavelle, Bignell et al. 2004). In addition, vegetation diversity (aboveground diversity), which is in part regulated by soil biodiversity, favours aboveground pest control through supporting natural insect communities and some plant species that are specific targets for pests, thus alleviating the pest charge on other plants.



**Figure 3-8: Soil biodiversity regulates the aboveground and belowground pests**

In natural communities, the size of populations is mainly regulated by the presence of other organisms. Pests spread occurs either when top-down or bottom-up controls are not efficient enough. Soil biodiversity can influence both top-down and bottom-up effects:

- **Top-down pest control:** a typical top-down control mechanism is, for example, an induced enhancement of the natural enemies. This strategy has been applied by Settle et al. (1996) who demonstrate how organic inputs in rice fields, by maintaining high levels of decomposer communities, maintain constant levels of generalist predators<sup>26</sup> that feed on pest species. Whenever an insect pest arises, control is immediately triggered as generalist predators are already present. The idea is thus to favour the resources needed by the pests' natural enemies.

Possible strategies to enhance the natural top-down effects include improving the availability of alternative foods preferred by the natural enemies, facilitating the creation of a microclimate in which natural enemies may overwinter or seeking refuge from factors such as environmental extremes or pesticides, etc. In addition, the temporal availability of such resources may be manipulated to encourage early season activity of natural enemies. Finally, the spatial arrangement of such resources to enhance natural enemy activity within the crop must be considered.

- **Bottom-up pest control:** bottom-up strategies act directly on the resources available for pests. In practice, the density of invasive predators can be controlled by limiting their resources at the base of the food web.

Several studies show that pest control relationships within the food web depend on general soil biodiversity, rather than on the presence of a specific species of soil organisms. For specific soil-borne crop enemies, such as for example the cereal root-pathogens and the root knot **nematodes**, it seems that there should be specific microbial enemies that play a key role in controlling the pest (Kerry 1998). However, recent multi-disciplinary approaches have shown that there is in fact a wide range of control factors for this kind of pest, which all play a role in their suppression (van der Putten, Cook et al. 2006). Similarly, it has been observed in the case of the pea aphid pest, that when three of its enemies were present, the pest was suppressed more than predicted from the summed impact of each enemy species alone (Cardinale 2003).

Threats to soil biodiversity can alter soil **community** structure and internal food web interactions. This results in deleterious impacts on the ecosystem's self-regulation properties and favours pests. However, if relatively simple precautions are taken to maintain some diversity surrounding the crops, pest invasion can be controlled. Some evidence indicates the importance of the ground cover vegetation or of the adjacent wild vegetation to protect crops from pests. Specific types of weeds, for example, can harbour and support beneficial arthropods species capable to fight pest populations (Boatman 1994). In general, the more diverse and stable the agro-system, the more stable the insect **community**.

In conclusion, in a diverse ecosystem, the species present cover all the available ecological niches and use the resources available in an optimal way (Elton 1958). This balance impedes the development of pests and invasive species (Altieri 1994). Thus, keeping a high bio-diverse ecosystem is an important part for a good defensive strategy, at least for generalist pest species.

<sup>26</sup> A generalist predator is a type of pest that attack a wide range of plants and it is not specific to one type of crop (e.g. *Aphis gossypii*).

### 3. 6. 2. WHY IS THIS SERVICE IMPORTANT TO HUMAN SOCIETY?

The provision and the regulation of **primary production** is one of the most important services ensured by soils. The service of pest regulation is indirectly related to the **primary production**, since such a control avoids the loss of plants and plant products. Understanding the importance of this service is thus evident for everybody: diseased crops don't provide food and fibres. A loss of plants and of their products due to a pest invasion could not only dramatically affect human health through a loss of crops yields and consequently food resources, but also seriously impair the economic, scientific and cultural development through the elimination of all the plant derived products. For example, the value of potato crops which are at risk from Colorado beetle in UK is about 322 millions of Euros<sup>27</sup>. The importance of this regulatory service for human society is thus obvious (Table 3-6, Table 3-7, Figure 3-9). Moreover, the human-driven pest control is one method which can be used to reduce the need for large scale applications of broad spectrum pesticides. This category of pesticides can be highly problematic as they often act on insects which are beneficial to crops as well as harmful insects. It has been demonstrated that the use of pesticides can be at the origin of huge economic cost: a loss of more than 8 billions of dollars per year for the United States (Pimentel 2005). To that the ecological costs should be added. In conclusion, the appropriate functioning of this service is crucial from both an environmental and an economic point of view.



**Figure 3-9: Signs of pest damage: Healthy potato foliage (left) and pest-infested potato plants (right)**

**Table 3-6: Major pest in potatoes**

Pest	Type of damage
Aphids (aboveground pest)	Aphids damage potatoes primarily by spreading plant diseases. Occasionally, aphids become so abundant that their feeding weakens the plants.
Beet Leafhopper (aboveground pest)	Leafhoppers feed by sucking sap from the plant causing a damage of the leaves. They are also responsible for transmitting the curly top virus.
Cutworms (aboveground pest)	Cutworms may cut off the stems of young plants and feed on foliage and tubers.
Flea Beetles (aboveground pest)	The beetles feed on leaves and stems resulting

<sup>27</sup> [www.statistics.defra.gov.uk/esg/evaluation/planth/annex1\\_3.pdf](http://www.statistics.defra.gov.uk/esg/evaluation/planth/annex1_3.pdf) Last retrieval : 21/08/09



Pest	Type of damage
	in many small holes in the leaves. The larvae feed on roots, underground stems, and tubers.
Potato Psyllid (aboveground pest)	Damage is caused by a toxin that the immature produce when they feed. The toxin causes a plant response known as psyllid yellows. Symptoms include an upward curling of leaflets nearest the stem on the top part of the plant.
Potato Tuberworm (belowground pest)	The typical damage results from larvae mining in the tubers.
Potato cyst nematodes (belowground pest)	Infect potatoes roots causing a decrease in growth

**Table 3-7: Major aboveground pests and diseases of raspberry in Europe: their damage, distribution and importance<sup>28</sup>**

Common name	Type of damage	Distribution in Europe	Importance
Large Raspberry Aphid	Virus Vector/Foliage	Widespread/Northern	*****
Small Raspberry Aphid	Virus Vector/Foliage	Widespread/Southern	**
Rubus leafhoppers	MLO Vector	Localised	*
Common Green Capsid	Foliage	Localised	*
European Tarnished Bug	Foliage/Flowers	Widespread/Northern	*
Raspberry Beetle	Flowers/Fruit/Contaminant	Widespread/Through out	*****
Clay-coloured Weevil	Buds/Foliage	Localised/Northern	***
Strawberry Blossom Weevil	Buds/Flowers	Localised/Southern	**
Raspberry Cane Midge	Canes (Midge Blight)	Widespread/Through out	*****
Raspberry Moth	Buds	Localised/Northern	***
Double Dart Moth	Buds	Localised/Scotland	***
Two-Spotted Spider Mite	Foliage	Widespread	****
Raspberry Leaf and Bud Mite	Foliage	Widespread but sporadic	***
Large Raspberry Aphid	Virus Vector/Foliage	Widespread/Northern	*****

### 3.7. HUMAN HEALTH EFFECTS

Human health is here defined as the sum of complex interactions between the genetic characteristics of individuals and their environmental exposure to infectious or toxic agents. Soil processes driven by soil biota can impact human health in two main ways. First, soil organisms may be a source of new medicines, and a decrease of soil biodiversity could directly impact this service. Second disturbances to soils and related biodiversity through land-use changes can potentially have non negligible indirect impacts on human health.

With their richness in microorganisms, soils are an important source of chemical and genetic resources for the development of pharmaceuticals (Box 15). In 1944, for instance, streptomycin, an antibiotic used to treat a number of infectious diseases, was isolated from a bacteria living in tropical soil. Another very well known example is the history of penicillin which has been the first pharmaceutical isolated from soil fungi in

<sup>28</sup> [www.scri.ac.uk/scri/file/individualreports/1999/29ICM.PDF](http://www.scri.ac.uk/scri/file/individualreports/1999/29ICM.PDF); last retrieval 15 June 2009

1928. In the laboratory of Alexander Fleming, a culture of staphylococcus bacteria was contaminated with this soil fungus *Penicillium notatum*. Fleming observed that the fungus inhibited the growth of the infectious bacteria next to it. He deduced that something from the mould must be killing them, and shortly thereafter he isolated penicillin.

All the current and future studies on microbial produced antibiotics and fungicides can be useful to find new therapeutic molecules (Box 15) and help in fighting microbial resistance of human pathogens to currently used antibiotics. In the last years, a phenomenon of microbial breaking of resistance has been observed, increasing so rapidly that new drugs that were wonderful 20 years ago now turn out to be useless (Taubes 2008). This happens because bacteria have two main properties:

- They divide very fast (in average every 20 minutes) and their capacity to genetically evolve in order to respond to an environmental stressor is consequently extremely high.
- Any genetic information (e.g. the one coding for antibiotic resistance) can very fast spread from one bacterium to another.

Such bacterial characteristics can be very dangerous for human health. In 2002, for example, the U.S. Center for Disease Control and Prevention (CDC) estimated that at least 90 000 deaths a year in the United States could be attributed to bacterial infections, more than half caused by bugs resistant to at least one commonly used antibiotic. For this reason, the medical **community** is always looking for new antibiotics. In this context, maintaining an ecosystem in a good status and rich in biodiversity could be a guarantee to keep a huge source of pharmaceuticals available.

Soils and related biodiversity can also have indirect impacts on human health. Below some examples are provided to illustrate how an alteration of soils and related biodiversity can be associated to such health impacts.

Land-use changes, which result in a disturbance of soils and a loss of biodiversity, such as urban expansion, deforestation, or agricultural development have been correlated to an increased incidence of human infectious diseases (Table 3-8) (Patz et al. 2000). For example, in the United States, agricultural practices altering watersheds and freshwater flows could be linked to an increased soil-borne infectious diseases rate (Chua, Goh et al. 1999; Rose, Epstein et al. 2001). Such a correlation, depending on the considered case, could be explained by alteration of soil biodiversity which is always associated to the equilibrated functioning of the soils. The soil-borne infectious diseases, being caused by a microorganism living its entire life cycle or a part of it within the soil, are of course impacted by any soil and biodiversity disturbance. A change in the soil equilibrium can be at the origin of important changes in soil pathogens survival, growth, **infectivity**, and distribution. As a consequence, the human exposure rate may be consequently modified, leading to unexpected disease spreads.

**Box 15: New antibiotics and fungicides emerging from soil biodiversity**

Soil biodiversity may include a wealth of novel compounds that humans can use as bactericides or fungicides. In the soil, these compounds are typically produced by bacteria and fungi to fight other microbes. For instance, the release of these compounds can suppress competitor microbial species and increase resource availability for the producing species (de Boer 2007).

New species, or even entire new genera, of soil microbes are continuously being discovered. As a consequence, new survival strategies revealing previously unknown

mechanisms of microbial control and new molecules are also continuously discovered. For example, it has been recently observed that the newly found soil bacterial genus *Collimonas* can inhibit soil fungal growth (Hoppener-Ogawa, Leveau et al. 2009). There is then a huge potential in soil organisms as a source of new pharmaceuticals.

Several methods are currently being developed to screen the genetic pools of microorganisms and to facilitate the discovery of new pharmaceutical potentials. Metagenomics approaches enable to screen microbial DNA for loci involved in the production of antibiotics or fungicides. These screening methods are applied, for example, to unravel which microbial products could be involved in making soils suppressive to plant pathogens (van Elsas, Speksnijder et al. 2008). However, the characterisation of soil metagenome is still under way and presents some technical difficulties (e.g. the extraction of DNA and the fact that due to soil heterogeneity the extracted DNA is not the total present in the soil sample and thus cannot be representative of the indigenous soil DNA)(Bakken 2006).

**Table 3-8: Agents and infectious diseases caused by a soil pathogens and having a suspected or known links to land-use change (Patz, Daszak et al. 2004)**

<b>Agent/Infectious disease:</b>
Lyme disease
Melioidosis
Anthrax
Hookworm
Coccidioidomycosis

Disturbance of soils and related biodiversity may also alter food and water quality, and thereby indirectly impair human health.

More indirectly, a disturbance of soil functioning and biodiversity may affect associated services, such as fertility, which are essential for human survival. This could result in massive human migrations, which can have important implications for the spread of infections, children mortality, nutrition, and mental illness. In addition, immigrants can then act as vectors carrying infectious disease from their original area to new countries. This has been, for example, the case for SARS (Severe Acute Respiratory Syndrome), tuberculosis and hepatitis B (Loutan, de Haan et al. 1997).

In conclusion, soil biodiversity, through ensuring a continuous regeneration of genetic resources for the creation of new pharmaceuticals and well functioning soils, can participate in the protection of human health. From a holistic point of view, any factor affecting soil biodiversity could directly or indirectly have deleterious impacts on human health.

### 3.8. ECONOMIC VALUATION OF BIODIVERSITY

Putting a value on biodiversity is no easy task. But in order to enable costs benefit analyses of measures to protect soil biodiversity, some economic estimates of the ecosystem services it delivers need to be provided. In 1995, a team of ecologists and economists estimated the value of biodiversity to the global economy as being in the region of \$US 33 trillion annually (Costanza 1997). However, this estimate has been defined as a “minimal estimate” by its own creators.

Thus, more recently, the “Service Providing Unit” (SPU) concept was developed, which aims to assess the cost of the loss of a unit of biodiversity (Luck 2003). The crucial point made in this approach is that changes in key characteristics of populations or

communities due, for example, to anthropogenic pressures, have implications for service provision. Such changes need to be quantified to understand their implications fully. The SPU concept permits to estimate the value of the marginal product of biodiversity, or the contribution of the ecosystem to the incremental production of goods, services and human welfare at any one point of time. It is therefore a useful tool for policy makers. As explained in the following Box, other attempts to provide decision-making tools for policy makers have been made in the context of The Economics of Ecosystems and Biodiversity (TEEB) study.

There are two main approaches to assess the value of biodiversity, depending on the type of economic value considered:

- **Production value:** production function approach, where a part of the valuation is based on the prices of the provided final products such as food, fibres or raw materials. Thus, soil services performed by various soil species, for example, will contribute to the quality and the quantity of crop production, and thus to its final price.
- **Utility value:** based on the stated or revealed preference. The stated preference methods rely on survey approaches permitting people to express their willingness-to-pay for (or willingness-to-accept) the services provided by biodiversity and its general contribution to the quality of life (e.g. aesthetical and cultural value, etc.). In the revealed preference method this utility is assessed through market associated values, such as, for example, the cost of a travel to a touristic natural area.

Alternatively, cost-based methods can be used, in which we evaluate the value of a service provided by biodiversity through a surrogate product. Thus we can estimate:

- The 'replacement cost' which is the cost that would be spent to replace the ecosystem services that are provided by biodiversity (e.g. in the case of soil biodiversity, the cost of fertilisers or pesticides).
- The 'damage avoided' cost is the amount of money that should be spent to repair the adverse impacts arising in the absence of a functioning ecosystem (e.g. in the case of soil biodiversity, the cost of avoided floods)
- The 'preventive expenditure' is the amount of money that would need to be spent to avoid the costs of impacts. One example for soil biodiversity pest control service, for example, would be the additional cost of water purification needed to remove pesticide residues.

One of the main difficulties for applying these methods is that the share of the total value due to soil biodiversity has yet to be established, since it cannot be assumed that it is 100 per cent. In particular, it is often very difficult to separate the contribution of aboveground diversity from that of soil biodiversity, even if some attempts exist. As shown in the following table, the consequences of such impropriety have been estimated to be in excess of US dollars 1 trillion per year worldwide (Pimentel, 1997).

#### Box 16: The TEEB study<sup>29</sup>

Following the meeting of the environment Ministers of the G8 countries and the five

<sup>29</sup> [www.teebweb.org](http://www.teebweb.org) ; last retrieval 14/12/2009

major newly industrialising countries that took place in Potsdam in March 2007, the German government proposed a study on 'The economic significance of the global loss of biological diversity' as part of the so-called 'Potsdam Initiative' for biodiversity. This initiative gave rise to **The Economics of Ecosystems and Biodiversity (TEEB) study**. The initiative is a major international initiative to draw attention to the global economic benefits of biodiversity.

The TEEB study aims to:

- Integrate ecological and economic knowledge to structure the evaluation of ecosystem services under different scenarios.
- Recommend appropriate valuation methodologies for different contexts.
- Examine the economic costs of biodiversity decline and the costs and benefits of actions to reduce these losses.
- Develop "toolkits" for policy makers at international, regional and local levels in order to foster sustainable development and better conservation of ecosystems and biodiversity.
- Enable easy access to leading information and tools for improved biodiversity practice for the business community – from the perspective of managing risks, addressing opportunities, and measuring impacts.
- Raise public awareness of the individual's impact on biodiversity and ecosystems, as well as identifying areas where individual action can make a positive difference.

In the context of TEEB, a 'policy toolkit' providing guidance for policy-makers, covering subsidies and incentives, environmental liability, new market infrastructure, national income accounting, cost-benefit analysis, cost-effectiveness analysis, and methods for implementing Payment for Ecosystem Services (PES) and Access and Benefits Sharing (ABS), has been elaborated.

Support for TEEB continues to grow and, in April 2009, the G8+5 Environment Ministers signed the Carta di Siracusa which further supports the work of TEEB as a vital component of addressing the increasing depletion of ecosystems and biodiversity. The final synthesis and presentation of TEEB are expected in October 2010.

**Table 3-9: Total estimated economic benefits of biodiversity with special attention to the services provided by soil biodiversity (modified from Pimentel et al. 1997)**

Service /Activity	World economic benefits (x US dollars 10 <sup>9</sup> per year)
Organic matter cycling/waste recycling	760
Soil formation	25
Nutrient cycling	90
Bioremediation	121
Pest Control	160
Fertility/ pollination	200
Wild food	180
Biotechnology industry	6
Total	1542

Some attempts of estimations at the national level also exist. An Irish report, for instance, recently estimated the value of soil fertility and nutrient cycling in the country at Euros 1 billion per year (Bullock 2008). Soil biodiversity is essential to the provision of this service, but so is aboveground biodiversity through, for instance, pollination. When, in the case of specific crops, the importance of pollination is greater, the value attributed to this ecosystem service can be further raised.

Similarly, in Ireland, the baseline value of pest control, which is at least partly due to soil biodiversity, has been estimated at 20 million per year. This is before savings on pesticides which could reach perhaps a further Euros 2 million (Bullock 2008). Moreover, several attempts have also been made to assess the value of primary production in different ecosystems such as forests, agricultural fields, etc. (Table 3-10). Primary production is highly, but not exclusively dependent on soil biodiversity, thus the contribution of soil biodiversity to this service remains uncertain.

**Table 3-10: Marginal value of provisioning services (cost of policy inaction) by forest biome, adjusted for profits (Braat 2008)**

Forest biomes	Cost of policy inaction in EU (2007Euros /ha/year)
Boreal	246
Warm mixed	14
Temperate mixed	99
Cool coniferous	107
Temperate deciduous	142

Carbon storage depends on soil biodiversity, but also on the storage capacity of aboveground plants. An evaluation of the cost of policy inaction for different forestry biomes, demonstrating the scale of the potential losses of carbon storage from land-use changes, is available (Table 3-11).

**Table 3-11: Marginal value of carbon sequestration (cost of policy inaction) by forest biome, projections in 2050 - Lower bound estimates (Braat 2008)**

Forest biomes	Cost of policy inaction in EU (2050Euros /ha/year)
Boreal	864
Warm mixed	2126
Temperate mixed	1373
Cool coniferous	864
Temperate deciduous	1179

An estimation of the carbon stock in grassland soils has been calculated for France and evaluated at Euros 320 /ha per year. For French forests, a similar estimation gives a value comprised between Euros 22 and Euros 150 /ha per year. However, this last value comprises, but is not limited to soil carbon storage (Chevassus-au-Louis 2009).

### 3.9. CONCLUSIONS

The services provided by soil can be grouped into six main service categories which have been estimated by the authors of the report to be the most related to soil biodiversity: soil fertility, carbon flux and climate regulation, water regulation, decontamination, pest control and human health. Each service can be ascribed to specific functions and processes performed by soil organisms. The table below summarises the main roles of each of the functional groups in providing soil services.

**Table 3-12: Conclusive scheme summarising the relationship between soil functional groups and soil services**

Soil services	Chemical engineers	Biological regulators	Ecosystem engineers
<b>Soil fertility and nutrient cycling, soil formation</b>	Mineralisation of all substrates; Nitrogen fixation and nutrient assimilation by plants ( <b>mutualism</b> )	Control on microbial activities	Influence pathways through creation of <b>habitats</b> and selective activation
<b>Water regulation</b>	Limited creation of micro-porosity (fungal micro tubules; micro aggregates and consolidation of macro-aggregated structures)	Control on microbial activities	Regulation of macro-aggregation (compacting and de-compacting functions); regulation of porosity
<b>Carbon flux and climate regulation</b>	Organic matter decomposition Synthesis of recalcitrant components GHG emissions	Control on microbial activities	Sequestration of organic matter in stable compact structures; Maintenance of aerobic conditions
<b>Decontamination</b>	Transformation into less toxic forms, neutralisation (chelation processes)	Control on microbial activities	Stimulation of release in easily assimilated forms by microorganisms  Sequestration into micro-sites (stable macro-aggregates)
<b>Pest control</b>	Control of fungal and bacteria diseases	Control/spread of fungal diseases <b>Community</b> level control	Control of plant <b>parasitic nematodes</b> Food for generalist predators
<b>Human health</b>	A stable microbial <b>community</b> helps in controlling the spreading of eventual pathogens for humans. Chemical engineers are also a source of new pharmaceutical molecules.	Control on microbial <b>community</b>	Contribute to water quality and in general to soil formation and maintenance, which prevent natural disasters (flood, landslides, etc.)

The table highlights the general trends, but it is important to highlight that precise links between soil biodiversity and services are not always clearly identified. It can be very difficult to distinguish among services provided by soil in general and services provided specifically by soil biodiversity. In addition, to date, no consistent relationships between soil species diversity and soil functions have been found (Bardgett 2002, Bardgett 2005b), implying that more species do not necessarily provide more services. This is because several species can perform the same function (Box 4). Moreover, the relative contribution of the different groups of soil biota to specific functions varies across biomes, habitats and land uses.

In addition, services are often interlinked, such that pest control will contribute to fertility for instance, whereas other services may trade off against each other. Therefore, the services provided by soil and soil biodiversity should not be considered in isolation, but rather as different facets of a set of highly associated functions performed by soil biota. Such a holistic knowledge of soil is currently lacking and we do not have an exact understanding of the potential interlinkages among services.

Another factor of uncertainty is that sometimes, even the mechanisms underlying one specific service are not perfectly understood. For instance, we do not know exactly

how biodiversity can control pest spread or how to quantify the final impacts of soil biodiversity disturbance to human health, even if we observe that a qualitative relationship exists.

Thus, additional knowledge is needed regarding the biological mechanisms underlying services and the quantification of their dependence on soil biodiversity. There is a clear need to develop approaches that identify and quantify changes in ecosystem dynamics and their implications for ecosystem services and to understand the links between species population dynamics (e.g. changes in population density and distribution) and service provision. Finally, a precise economic evaluation of these services would be useful, but a homogeneous approach to perform this valuation is not yet available, even if some attempts exist at both global and national levels.

→ **MAIN RESEARCH GAPS**

- **Quantify the benefits of the services provided by soil ecosystems**
- **Assess the economic value of the services delivered by soil ecosystems**
- **Quantify the relationship between soil processes, soil biodiversity and services**
- **More knowledge on the potential inter-linkages among services**
- **Understand the links between species population dynamics**



# 4. DEALING WITH THREATS TO SOIL BIODIVERSITY

## 4.1. INTRODUCTION

European soils are a widely used resource, submitted to a number of relatively well identified threats (ENVASSO 2008). Soil biodiversity can be threatened by **soil degradation processes**, such as erosion, organic matter depletion, salinisation, sealing and compaction; and several major **threats**, including land-use change, climate change, chemical pollution, GMOs, and invasive species. As shown in Figure 4-1, each of these threats can act **directly** on soil biodiversity (e.g. chemical pollution) or **indirectly**, through one of the soil degradation processes (e.g. land-use change can affect soil biodiversity by favouring erosion).

In this chapter, the above-mentioned degradation processes are first defined, with a description of the natural and human-driven process driving them, and a discussion of their distribution in Europe. The specific impacts of each threat on soil biodiversity are then presented, by looking at their effects on functional groups and related services.

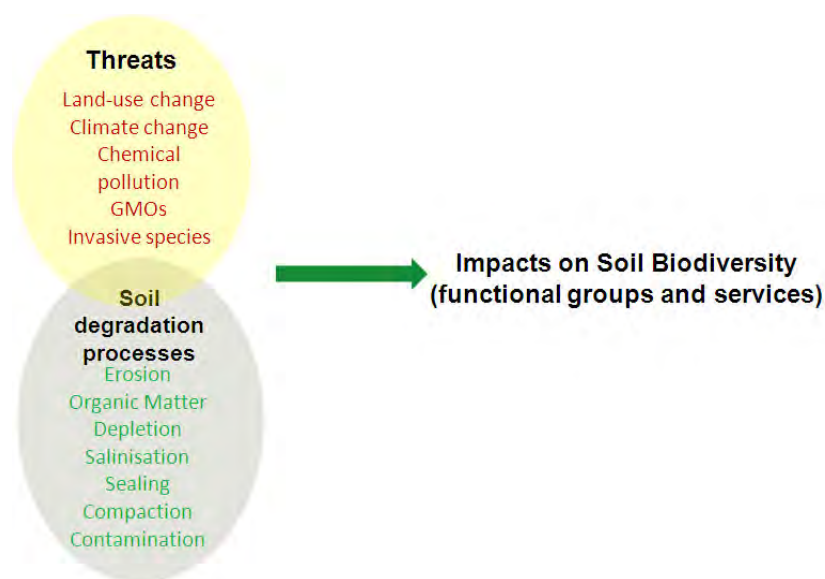


Figure 4-1: Schematic representation of the approach used to present the threats to soil biodiversity

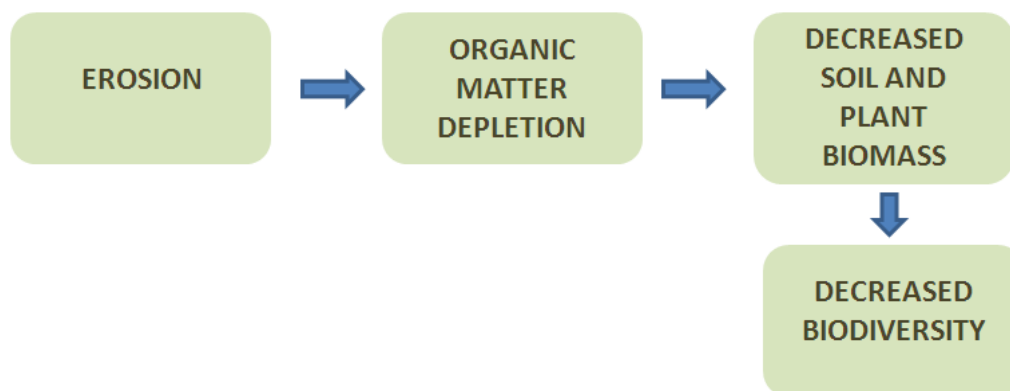
## 4.2. SOIL DEGRADATION PROCESSES

Soil degradation is a very common feature in Europe and worldwide. Although the quality of managed soils may be improved by cultivation, the majority of human activities (e.g. intensive agriculture, tourism, occupation of land, etc.) reduce soil quality directly or indirectly by soil degradation. Soil degradation can alter productivity, soil functioning, and all related services. The impacts of the five main soil degradation processes on soil biodiversity are detailed below.

Soil erosion is normally a natural process occurring over geological time scales, and consists of the removal of the land surface by physical forces leading to a progressive exposition of underlying rocks. Erosion first removes organic and fine-textured particles from the soil surface, and then moves the deeper soil particles to water effluents or wind that transport them away from the landscape. The main natural drivers of erosion are water and wind action, which scratch, detach, and/or move soil from one point to another, sometimes thousands of miles away. Soil biota may contribute to erosion processes, especially when larger soil engineers deposit thin unstable aggregates on the soil surface (Blanchart, Albrecht et al. 2004; Cerda and Jurgensen 2008). These earthworm deposits may trigger soil creeping and the transfer of smaller particles towards deeper soil layers (Nooren, Vanbreemen et al. 1995).

Natural soil erosion can be significantly accelerated by anthropogenic activity. Practices that involve deforestation, exposing bare soil to water and wind, the use of deep tillage or mineral fertilisation enhance water run-off and wind action, which triggers erosion (Lal and Kimble 1997; Heisler, Rogasik et al. 1998). Factors such as soil characteristics and climate (e.g. long drought periods followed by heavy precipitation), can also favour the acceleration of human-driven erosion. Each year, in the world 75 billion metric tonnes of soil are removed from the land by wind and water erosion, most of it coming from agricultural fields (Myers 1993). Eroded soil can result in the filling of lakes, reservoirs and rivers with soil particles. In addition, soil erosion can promote the diffusion of soil and water pollution and destroy natural habitats.

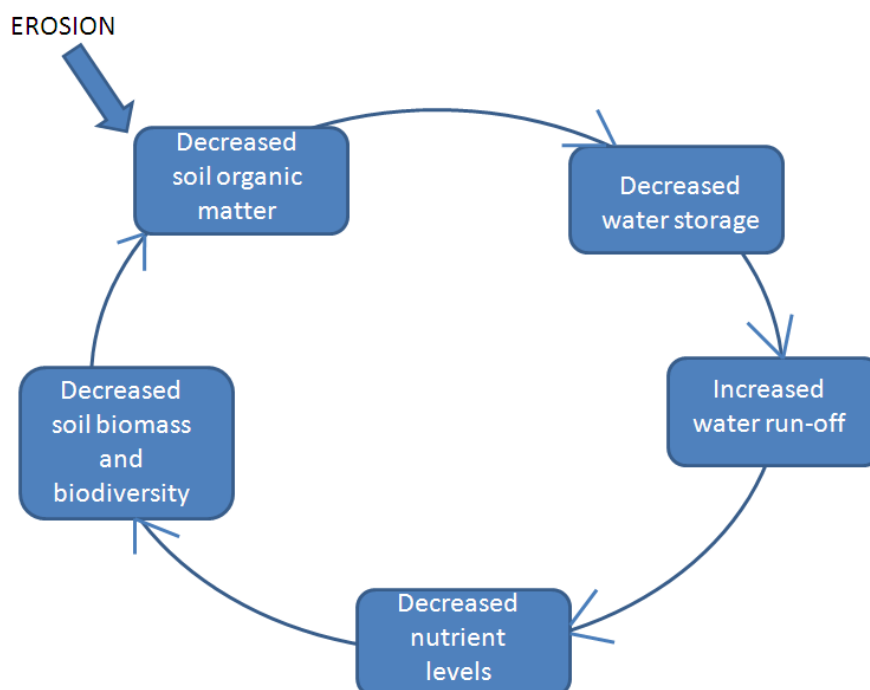
The direct effect of erosion is the degradation of the upper layer of the soil and the decrease of soil organic matter content. As a result, the nutrient availability for soil organisms is diminished, their biomass is reduced, and probably their diversity also (Pimentel, Harvey et al. 1995)(Figure 4-2).



**Figure 4-2: Relationship between soil erosion, biomass, and biodiversity**

Erosion can also have indirect effects on soils and their services, through reducing plant diversity, standing biomass and productivity. For instance, erosion can reduce soil carbon storage, since reduced plant growth means less carbon input to soils. In addition, erosion leads to enhanced carbon emissions due to breakdown of soil structure and exposure of carbon in aggregates. In turn, erosion-induced reductions in plant diversity and abundance can reduce soil biodiversity. For instance, by reducing plant diversity, erosion significantly reduces the stability and of grassland ecosystems. In experiments on nutrient-poor sandy soils, the decrease in plant diversity made the grassland less resistant to drought, thereby reducing total plant biomass (Tilman and Downing 1994). This may reduce soil biodiversity.

Different impacts of erosion on soils are in fact correlated and it is difficult to separate them. The loss of soil organic matter triggered by soil erosion, for example, reduces water storage capacity and promotes water run-off. This leads to a decrease in soil nutrient levels causing a reduction in the number and overall biodiversity of soil biota (Figure 4-3).



**Figure 4-3: Example of interactions between direct and indirect erosion impacts**

Currently, erosion affects 46.3% of European soils, although at variable intensities. Overall, soil erosion rates in Europe were estimated to average 17 tonnes/ha/year, greatly exceeding the rate of soil formation of about 1 tonne/ha/year (Barrow 1991). In Europe, soil erosion is mainly due to inappropriate agricultural practices, deforestation, overgrazing, forest fires and construction activities. Soil losses through water run-off are also significant (Figure 4-3). Some particularly heavy storms can cause losses of 20 to 40 tonnes/ha, which is 20 to 40 times greater than natural soil renewal. Under climate change, when there will be an increase in extreme climatic events, it is expected that soil erosion problems will further increase.

The Mediterranean region is particularly sensitive to erosion because of its climatic conditions and the nature of its soils. In this area, long droughts are often followed by heavy precipitation events which accelerate the erosion of fragile soils. In some Mediterranean areas, erosion is irreversible and no more soil is left. In the north of Europe, the situation is slightly better. Soil erosion in this area is less aggressive because rainfall events are more evenly distributed over the year.

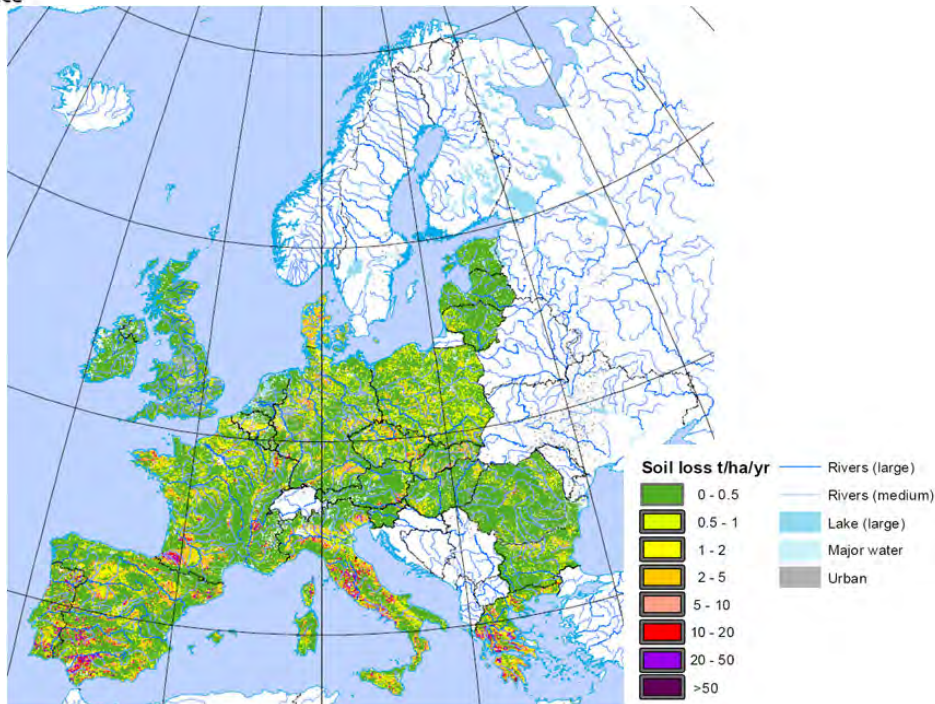


Figure 4-4: Estimated soil erosion by water in Europe (source: Pan-European Soil Erosion Risk Assessment PESERA)<sup>30</sup>

#### 4. 2. 2. ORGANIC MATTER DEPLETION

The critical quantity of organic matter ensuring an optimal soil fertility has not yet been defined (Korschens, Weigel et al. 1998). These thresholds will be highly context-dependent (Box 1). Natural processes that determine the quantity of soil organic matter include:

- **Climate.** Climate driven factors such as temperature, precipitation, wind or rain intensity can contribute in the distribution of soil organic matter in the landscape.
- **Land cover and/or vegetation type** mainly influence litter quantity
- **Topography:** slope and aspect have an influence on organic matter accumulation.

Anthropogenic processes that influence soil organic matter include:

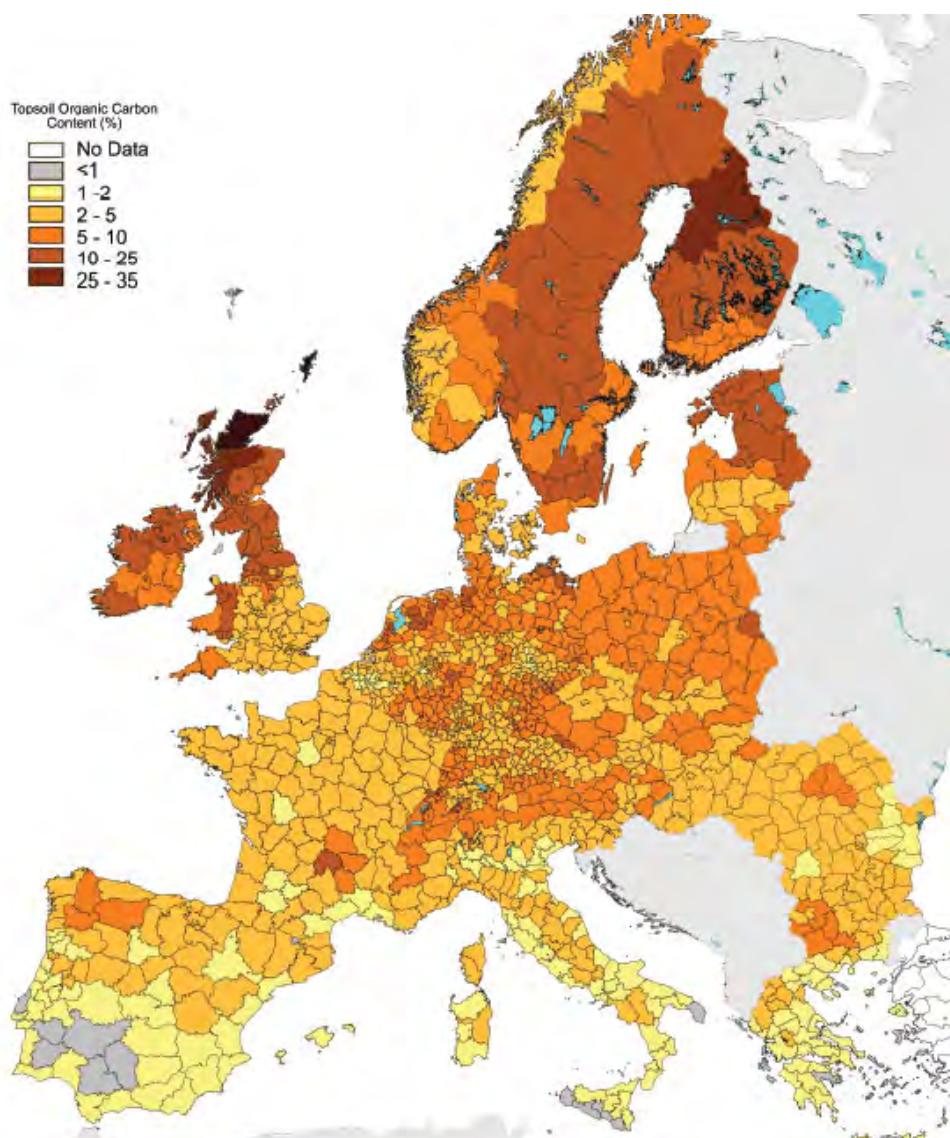
- **Conversion of (semi-)natural ecosystems to agriculture and changes in land use (e.g. conversion of arable to grassland).** For instance, the conversion of natural to agricultural ecosystems usually causes depletion of 50 to 75% of the previous soil carbon pool.
- **Deep ploughing** leads to organic matter dilution within soil. Agricultural ecosystems generally contain less soil organic carbon (SOC) than their potential capacity because of the severe losses due to accelerated erosion and leaching (Lal 2005) and because of the increased respiration rate in ploughed soils, due to the enhanced aerobic status of deeper soil layers.
- **Soil erosion**
- **Leaching of nutrients from soil to water** (e.g. due to excessive irrigation)

<sup>30</sup> [www.eusoils.jrc.ec.europa.eu/ESDB\\_Archive/pesera/pesera\\_download.html](http://www.eusoils.jrc.ec.europa.eu/ESDB_Archive/pesera/pesera_download.html); last retrieval 27/08/09

- **Artificial removal or decrease of litter** due to land conversion (e.g. deforestation)
- **Forest fires**
- **Over-grazing**

As an important source of soil fertility and soil structure (Box 1), SOM depletion leads to a decrease in soil fertility and in soil biota biomass with significant consequences for biodiversity. Such impacts are the same as those for soil erosion discussed above.

A large fraction of European soils (45%) has very low organic matter content, between 0 and 2% (Citeau 2008). Southern Europe suffers from organic matter depletion due to its warm climate which favours the activity of chemical engineers, and therefore the organic matter decomposition. Indeed, some warm areas of France and Germany are also affected by this type of soil degradation (Figure 4-5).



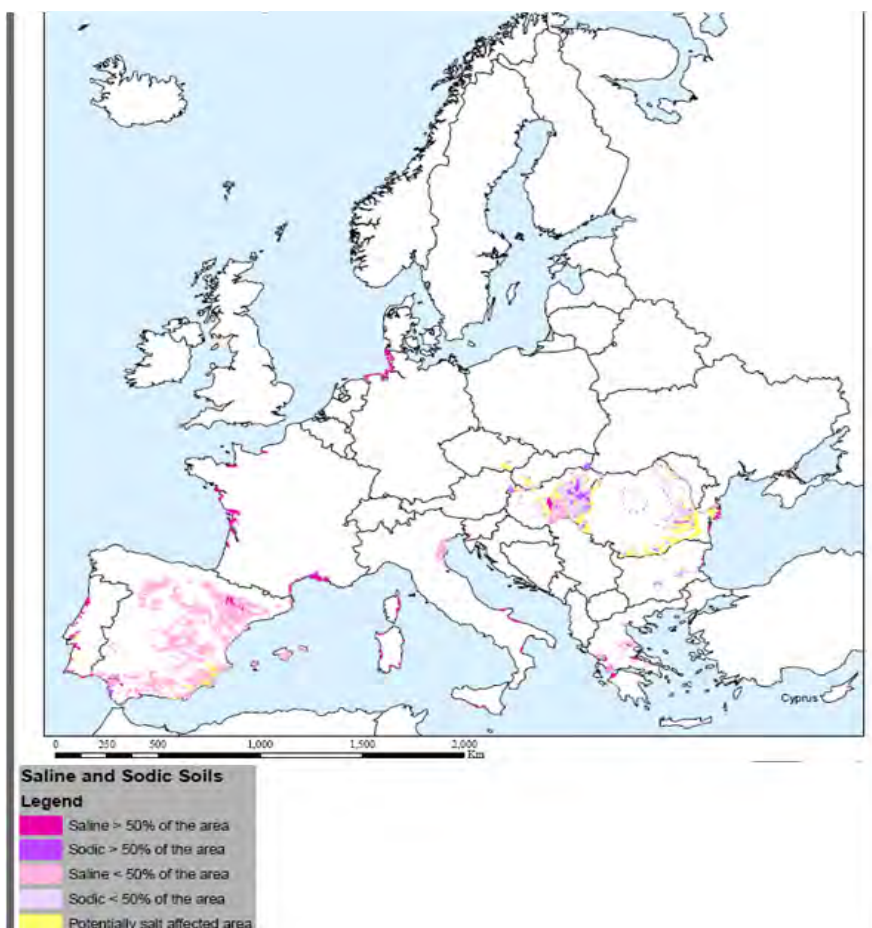
**Figure 4-5: Organic carbon content in European soils<sup>31</sup>**

<sup>31</sup> [www.eusoils.jrc.ec.europa.eu/projects/Soil\\_Atlas/Download/112.pdf](http://www.eusoils.jrc.ec.europa.eu/projects/Soil_Atlas/Download/112.pdf); last retrieval 31/08/09

Salinisation is the accumulation of water-soluble salts in the soil. This process can be natural or human-induced. In general, inappropriate irrigation practices, such as use of saline water and/or soil characteristics which inhibit salt washing are at the origin of the problem. Soil salinisation can also be triggered by the over-exploitation of groundwater in coastal areas, which leads to the infiltration of salty marine water. Moreover, marine storms can potentially increase soil salinisation in coastal areas.

As soil salinity is one of the key factors controlling the ecology of soil organisms, high salt concentration can affect the overall metabolism of plants and soil biota included in the three **functional groups**. Many bacterial species have optimal salinity concentrations and enter a dormant state (**dormancy**) if the optimal range is exceeded, resulting in inactive states. Both biological regulators and ecosystem engineers are in general extremely sensitive to salinisation. In the majority of cases, salinisation causes a strong decrease in plant growth and crop productivity, so that salinisation may lead to desertification and loss of soil biodiversity (Box 17).

Salinity is a global threat for soils. In Europe, between 1 and 3 million hectares are affected by this degradation process. The Mediterranean region, Spain, the Caspian Basin and the Carpathian Basin are the most affected areas (Figure 4-6).



**Figure 4-6: Salinity in European soils<sup>32</sup>**

<sup>32</sup> [www.eusoils.jrc.ec.europa.eu/library/themes/Salinization/](http://www.eusoils.jrc.ec.europa.eu/library/themes/Salinization/); last retrieval 31/08/09

### Box 17: Desertification and biodiversity

Due to excessive erosion or salinisation or both, land degradation may reach the point of irreversibility, i.e. desertification. Desertification is a form of land degradation in arid, semi-arid and dry sub-humid areas, resulting from various factors, including climatic variations and human activities. Desertification most frequently results from the mismanagement of biodiversity: overexploitation of vegetation cover leading to topsoil erosion and hence reduced productivity, or improper water use resulting in salinisation. This affects not only crops but also rangeland and soil biodiversity. The final effect is the loss of natural ecosystems. When the overexploitation of rangeland results in desertification, the effects on biodiversity are first expressed in the direct loss of plant species and the animals associated with them, and later in the loss of topsoil and the potential for rehabilitating biodiversity. These biodiversity losses, both in goods and services, further exacerbate desertification in the affected areas.

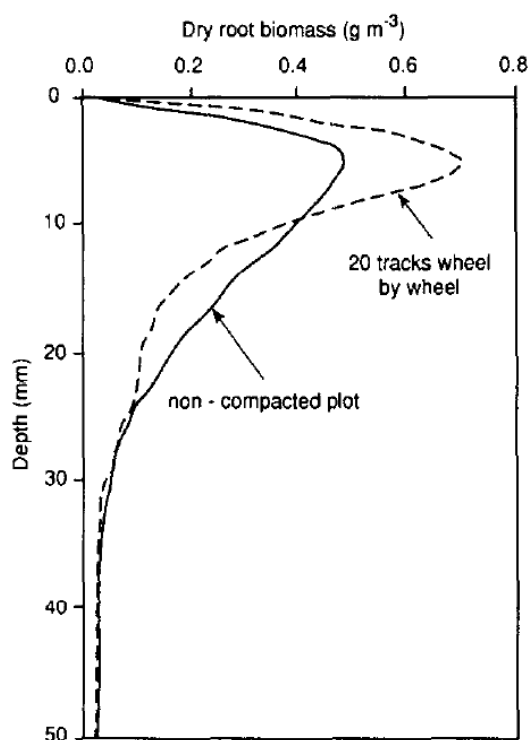
#### 4. 2. 4. COMPACTION

Soil compaction is a type of physical degradation due to the reorganisation of soil micro and macro aggregates, which are deformed or even destroyed under pressure. Compaction results in poor drainage, sub-surface gleying, etc. Soils can be naturally compacted at various degrees, and their natural compaction rate can be further increased by trampling or heavy machinery. The sensitivity of soils to compaction depends on soil properties, such as texture and moisture, organic carbon content, and on several external factors such as climate and land use.

The direct impact of soil compaction is the formation of a unique, uniform layer of soil. Within this compacted layer, the access for soil engineers, water and oxygen is much harder than in the original non-compacted soil matrix. This causes for instance altered root dimensions and distribution, leading to a modification of their engineering action and a decrease in plant growth. This has been observed for example in the case of corn where the proportion of deep roots is strongly decreased in the compacted area (Whalley, Dumitru et al. 1995) (Figure 4-7). The macropores created by plant roots and ecosystem engineers are the most vulnerable to soil compaction. A loss in macroporosity significantly reduces the total soil aeration and water infiltration rate, having several impacts on soil organisms. Obstructed water infiltration results in water run-off and erosion.

The first direct impact caused by soil compaction and the consequent reduction of soil porosity is the reduction of available habitats for soil organisms. This affects in particular soil organisms living in surface areas, such as earthworms. Any compaction damages the earthworm tunnel structure and kills many of them.

Alteration of soil aeration and humidity status due to soil compaction can seriously impact the activity of soil organisms. Oxygen limitation can modify microbial activity, favouring microbes that can withstand anaerobic conditions. This alters the types and distribution of all organisms found in the rest of the soil food web. In addition, both laboratory and field observations have shown that compaction can significantly reduce the numbers of **microarthropods** involved in biological regulation, as shown in Table 4-1. The degree of impact varies with both the type of micro-arthropod and soil. Although micro-arthropod populations may recover, this can take several months.



**Figure 4-7: Distribution of maize dry root biomass in the soil profile in spring compaction experiments (Whalley, Dumitru et al. 1995)**

**Table 4-1: Effects of laboratory compaction of silt loam grassland soil on Acari (mean of 20 samples) at a soil water content of 22.4 g per 100 g (Whalley, Dumitru et al. 1995)**

Family	Control				Pressure 2.80 kPa				Pressure 5.60 kPa			
	Total alive	Total dead	% dead	SE	Total alive	Total dead	% dead	SE	Total alive	Total dead	% dead	SE
Parasitidae	48	3	5.9	3.3	28	8	22.2 NS	6.9	15	16	51.6**	9.0
Rhodacaridae	88	42	32.3	4.1	140	82	36.9 NS	3.2	96	54	36.0 NS	3.9
Eviphididae	172	3	1.7	1.0	78	5	6.0 NS	2.6	105	13	11.0	2.9
Uropodidae	1	8	88.9	10.5	5	14	73.7 NS	10.1	3	13	81.3 NS	9.8
Scheloribatidae	10	24	70.6	7.8	13	2	40.0 NS	12.7	10	78	88.6*	3.4
Pelopsidae	103	144	58.3	3.1	65	188	74.3**	2.8	70	234	77.0**	2.4

NS, = not significant; \* $P=0.05$ ; \*\* $P=0.01$ .

An important portion of European soils have high (28%) to very high (9%) risks of compaction (Jones, Spoor et al. 2003). Central and Eastern European soils are particularly affected by compaction. Soil compaction areas are continuously increasing in Europe due to the use of heavier wheel pressure in agriculture. To date, pressures of up to 13 t (which is more than what is allowed on some roads) are currently used, and their impact on wet soils in particular is tremendous, causing compaction of up to almost one metre deep. European soils and soil organisms are thus increasingly threatened by soil compaction.

#### 4. 2. 5. SEALING

Soil sealing is the process through which soils are covered by an impermeable layer, which impedes exchanges between aboveground and belowground worlds. Natural soil surface sealing occurs when fine particles form a surface crust that may impede water



infiltration in the deeper soil layers. This kind of surface crusts is, for example, an important structure in semi desert environments that generally host active although fragile microbial communities. However, today, most sealing is of anthropogenic origin, and linked to urbanisation. In this case, soils are covered by impermeable layers of asphalt, concrete or other sealing materials. Such artificially sealed soils are not functional anymore. An additional negative consequence of sealing is that natural processes, such as water infiltration, become concentrated on a much smaller soil surface and that water will need to run-off directly to canals and rivers. As a result, local soil sealing also has negative effects on other places, where disproportional water discharges have to be processed.

**Sealing can lead to a slow death of most soil organisms.** Soil biota can initially survive on the moisture and organic matter that was present in the soil before sealing, until these resources are exhausted. Then, soil bacteria enter an inactive state and larger soil fauna may either disperse or, when sealing covers vast areas, die off.

Human-driven sealing often concerns soils that are rich in nutrients and valuable for agricultural production, because rich soils are close to urban areas and, therefore, more readily subject to the pressure of expanding urban areas. Moreover, sealing contributes to the elimination of ‘buffer zones’. These are the semi-natural zones between urban and agricultural areas which connect natural ecosystems. Thus, soil sealing and degradation by urbanisation may also affect surrounding natural areas through habitat fragmentation.

The degree of soil sealing is variable throughout Europe and it is, of course, particularly high in extremely urban areas such as the Ruhrgebiet (Germany), or in the Mediterranean region where the pressure of tourism has led to a vast expansion of urbanised areas along the coast. In the future, soil sealing is expected to continue at an increasing rate all over Europe. Indeed, even in already highly urbanised areas, sealing is still progressing: between 1990 and 2000 in France, natural soils sealing due to urbanisation increased by 4.8% (IFEN 2005) and the sealing rate is still increasing. However, the most noticeable increases in sealing may occur in Central and Eastern Europe, due to the economic development, and in areas which up to now had low sealing levels, such as Finland or Ireland.

New initiatives in spatial and urban development planning could already limit the levels of soil sealing through keeping space for semi-natural areas within urban zones and considering the possibility to have green roofs to favour the reconstitution of natural environments.

### 4.3. LAND-USE MANAGEMENT

The densely populated European landscapes are dynamic structures that have experienced continuous redistributions and modifications for centuries. Land use is changing according to the ever-evolving needs of human populations for critical ecosystem services such as food, fresh water, and housing. Thus forests are grown and cut for construction materials, paper or fuel; crop fields are cultivated with a variable intensity, depending on population growth and needs, and may be fallowed, or completely abandoned, for economic or other reasons. For example, in the nineteen-nineties, when the world market prices dropped, much arable land was fallowed. Another example is the abandonment of agricultural land currently taking place for biodiversity conservation and restoration practices e.g. in case of natural disasters or with the farmer changing for a more productive parcel or leaving for a better paid

activity. Grasslands are also being turned into crop fields, and several of these fields are gradually consumed by growing urbanisation. In addition to the continuous changes in the shape and composition of the landscape mosaic (the amount of specific parcels building the landscape), changes in intensification of land use are also common. Also, the demand for producing biofuel crops involves the risk that intensification of land use will increase, leading to a decrease in soil biodiversity and corresponding ecosystem functioning.

In the scientific literature, land-use changes are the first most commonly cited cause of general biodiversity extinction, as they are immediate and often take place at large scales, thereby not allowing species to adapt, or to move away to other areas. As land use is highly susceptible to changing policies and as the effects of land use on biodiversity are so strong, land use change is an important policy tool for managing and conserving (soil) biodiversity and the corresponding services.

The changes in land use may affect soil communities mainly by changing the quality and quantity of inputs available to them and by modifying soil micro-habitats (Bardgett and Cook 1998). For example, forest clearing eliminates the leaf and woody surface litter that is home to a wide fungal and invertebrate diversity. In the same manner, conversion of grasslands to agricultural fields or tree nurseries involves tillage that destroys the habitats of large invertebrates that for example act as soil engineers (producing burrows or galleries). Soil tillage also destroys mycorrhizal networks and other fungal hyphae and it brings the soil community in a disturbed state, thereby eliminating many soil organisms that have a relatively long life span (Helgason, Daniell et al. 1998).

As human population keeps growing, the demand for soil services and the ensuing need for changes in the type and intensity of land use are expected to continue at an ever increasing rate. Eventually, and if no action is taken, this could alter the abundance and diversity of soil fauna and also of soil microbes, especially soil fungi, which reduces the capacity of soils to provide the expected goods and services.

#### 4. 3. 1. SOIL BIODIVERSITY FOR DIFFERENT LAND USES

Despite the fact that a majority of Europe’s population lives in urban areas, 91% of the EU territory is composed of rural areas, forests and (semi-)natural areas. The rural areas consist mainly of a mosaic of croplands, grasslands, and orchards. In the coming 10 years, between 2000 and 2020, there is an expected increase in the total forest area by 5%, and a matching decrease in cropland (EEA 2007). Studies have shown that the responses of soil communities to land-use change are taking much more time than the initial changes in vegetation (Korthals, Smilauer et al. 2001; Hedlund, Regina et al. 2003). It can take years, if not decades, before the soil community has become adapted to the changed environmental conditions. This is partly because the growth and development of populations is so slow and, in part, because it takes much time for soil organic matter to build up and, in part, because some soil organisms need to disperse to the land that is changed in use. Thus, land use can be changed from one day to another, but it may take years to decades for soil biodiversity to follow and to establish new equilibria (van der Wal, van Veen et al. 2006). It will also take years, or more likely decades, for the ecosystem services to be changed accordingly.

#### → FORESTS

Natural forests are the most common type of natural area in Europe, covering over 35% of the EU territory. Forest soils are characterised by extensive root systems and leaf litter layers that provide both habitat and food to soil fauna. Forests also offer a protective microclimate, mostly characterised by reduced temperature extremes, decreased light availability, reduced wind speed and increased moisture. Two main types of forest soils can be distinguished: coniferous forest soils, which are more acidic (mor), and deciduous forest soils which are non acidic (mull).

Forest soils are usually quite buffered and sometimes very old environments, which tend to host highly diverse soil communities (Hagvar 1998). Deciduous forest soils have a good aeration and allow ion exchanges, favouring a high soil biodiversity. They exhibit high C:N ratios (10:15) (see Box 18) and are characterised by fungal-dominated food-webs (the ratio of fungal to bacterial biomass ranges from 5:1 to 10:1 in deciduous forests), fungi-eating **protists** and **nematodes**, and high densities of **microarthropods** and **anecic** earthworms (Bardgett 2005). However, earthworm forest communities are not very diverse: only three out of 27 species commonly found in Europe are clearly associated with the forest environment, and other species may only be found at low densities (Watt 2004).

Coniferous forest soils in contrast have lower biological activity, since the acidic conditions restrict microbial activity, and hence the **functional groups** above. Compared to deciduous forest soils, these soils are more heavily fungal-dominated, with fungal to bacteria biomass ratios reaching 100:1 or 1000:1 (Ingham, Coleman et al. 1989). Ecosystem-engineer communities are dominated by **epigeic** earthworms and enchytraeids (Lavelle et al. 1997).

#### Box 18: The C:N ratio and the fungal: bacterial ratio

The C:N ratio is the amount of carbon relative to the amount of nitrogen present in SOM. There is always more carbon than nitrogen in organic matter, and a low ratio (close to one) means that the amount of carbon is close to that of nitrogen, whereas a high ratio means that there is a considerably higher mass of carbon for each gramme of nitrogen in organic matter. The C:N ratio of leaves is typically much lower than that of wood, by at least an order of magnitude (Snowdon 2005).

The C:N ratio determines what happens when organic matter is incorporated into soils. Indeed, the C:N ratio is a measure of the quality of SOM, which influences its rate of decomposition. Decomposition may occur either through fungal- or through bacterial-based pathways. Fungi have a higher C:N ratio than most bacteria (de Vries et al. 2006). Accordingly, fungi tend to prefer food rich in carbon, such as cellulose, whereas bacteria tend to prefer food rich in nitrogen, such as plant leaves. Moreover, fungi usually have slower turnover rates than bacteria. **As a result, high C:N ratios may lead to fungal-dominated decomposition and lower nitrogen mineralisation than bacterial decomposition.** At any stage of decomposition, nutrient deficiencies may limit microbial activity and thereby block the release of nutrients and other elements to plants and other soil organisms. This occurs when the C:N ratio of the decomposing resource is high compared to that of the chemical engineers. Indeed, in this case nitrogen is limiting, and is used by the chemical engineers for their own growth, and not available to plants (Lavelle and Spain 2001). This explains why agricultural systems can require nitrogen fertiliser, as well as enrichment of organic matter with a moderate C:N ratio.

#### → GRASSLANDS

Grasslands are ground covered by grass-dominated vegetation, and little or no tree cover. Various types of grasslands exist in Europe, ranging from almost desert-like in south-east Spain, through steppe and mesic types to humid grasslands and meadows which dominate in the North and North-West. Most European grasslands can be defined as ‘semi-natural grasslands’, since they are covered with sown and grass leys aimed at producing forage for livestock. They are modified and maintained through grazing and/or farmers’ cutting regimes. In 2005, grasslands represented 13% of the EU territory, most of which were permanent grasslands (87% of European grasslands). However, these grasslands are not evenly distributed across Europe, with 60% of permanent grasslands found in only four countries (U.K., France, Spain and Germany). The intensity and type of agricultural management practices vary according to the land use. Most European grassland systems, particularly in Western Europe, are moderately to heavily managed (Bardgett and Cook 1998), while most cropped systems are intensively managed. Grassland management varies in particular, with respect to the nature and quantity of fertiliser inputs (Bardgett and Chan 1999).

**Grassland soils present the richest soil biodiversity** and it is worthwhile to consider including longer-lasting grasslands in an arable crop rotation in order to restore carbon levels and soil biodiversity, as well as disease-suppressing services (Garbeva 2004). Grasslands are characterised by extensive root systems and generally limited amounts of leaf litter which favour a high diversity and biomass of **nematodes**, **microarthropods** and earthworms in particular. Given the low level of leaf litter, grasslands are characterised by fungal-dominated food webs with microbial biomass similar to that of forests, but missing wood-decaying fungi (Tugel 2000). The communities of biological regulators are very active, and dominated by fungal-feeding **microarthropods**, **protists** and **nematodes**. Grasslands generally host the most diverse and abundant earthworm communities in Europe (Watt 2004), with some communities dominated by **endogeic** species and others by **anecic** species (Lavelle and Spain 2001). In temperate grasslands, most of the biomass can be explained by one family of earthworms, *Lumbricidae*, which can represent 70-80% of the total soil biomass in low tillage systems (Bardgett and Cook 1998; Ruiz Camacho 2004). When used as pastures, grasslands face soil compaction and pressure on crop growth.

### → CROPLANDS

Croplands are managed at moderate to strong intensity, with irrigation, deep tillage and ploughing, and systematic use of chemical inputs, such as fertilisers and pesticides aimed at enriching the soil, controlling **parasites** and diseases, and eliminating crop competitors. Croplands represent 22% of the EU territory<sup>33</sup>, over 95% being conventional agricultural land. The key feature of this type of agriculture is the specialisation of the production process, often resulting in monocultures and choice of fast-growth and high-yield plants that allocate most of their biomass to the harvested parts. In other words, conventional agriculture may push ecosystems in the direction of performing one single service, food provisioning, at the expense of the other, related services, such as the maintenance of soil structure, water quality and climate control. Such intensive agricultural practices contribute to the homogenisation of the landscape and are unfavourable to most soil organisms, leading to large scale soil biodiversity changes (Freckman, Duncan et al. 1979; Ingham and Detling 1984; Bardgett, Frankland et al. 1993; Bernier and Ponge 1994). It is not necessarily so that soil biodiversity of

<sup>33</sup> Eurostat, 2008, Agricultural statistics - Main results – 2006-2007. Website:

[epp.eurostat.ec.europa.eu/cache/ITY\\_OFFPUB/KS-ED-08-001/EN/KS-ED-08-001-EN.PDF](http://epp.eurostat.ec.europa.eu/cache/ITY_OFFPUB/KS-ED-08-001/EN/KS-ED-08-001-EN.PDF) Downloaded the 10th September 2009

croplands is so much less than of for example grasslands, but some essential species groups with special functions can drop out. For example, cropland soil contains relatively few arbuscular mycorrhizal fungi and also few earthworms. The soil community is adapted to regular disturbance and the food chains are mainly based on bacteria-based pathways (De Ruiter et al. 1995).

Especially conventionally cropped soils result in stressed and depleted soil food webs. When intensively cropped, arable soils are characterised by low organic matter inputs (leaf litter and stubbles are largely removed), and thus low soil fungal/bacterial ratios, and depleted bacteria-dominated chemical engineers communities. Consequently, biological regulator communities are themselves reduced and dominated by opportunistic bacterial-feeding fauna. Finally, strong mechanical and chemical disturbance cause reduction of earthworm and **mycorrhizal** fungi communities. Earthworms are only present at moderate densities (10 à 20 individuals per m<sup>2</sup>) and mostly composed of **endogeic** species (Patrick Lavelle, personal communication), as **epigeics** are missing due to a lack of litter layer. Together, these conditions are indicative of low **resilience** and low sustainability (de Vries, Hoffland et al. 2006).

Crop systems generally vary with latitude and growth seasons are relatively short in the Mediterranean (where summer drought prevents crop growth, unless irrigation is used) and northern Europe, where the summers are relatively short. In the temperate zone, crop systems are often based on rotations, for example of cereals, sugar beet, cereals and potato. Normally, cereals (like wheat) enable the soil to recover from high-intensity crops (like sugar beet and potato). When prices on the world market drop and particular crops become economically unprofitable, such as happened with the prices for cereals in the past 20 years and no alternative rotational crop is available, the rotations will be narrowed, with fewer crops that enable soils to recover. A major disadvantage is then that levels of specific soil-borne diseases do not drop anymore between the successive cultures of the same crop species. For example, beet cyst nematode, or potato cyst nematode do need three years of non-crop in order to have their populations declined. If the rotations become shorter, the nematode populations do not decline and biocides need to be used for nematode control, which is also very negative for other soil invertebrates and for ground and surface water quality (Scholte 1985).

Continuous cropping of soils is often applied in cereal fields. During the first decade, continuous cropping results in a decline of harvest, because of emerging soil-borne diseases. However, after a decade of continuous cropping, disease suppressiveness may develop, such as against root pathogens of wheat (Weller 1995). Some crops, like maize, can withstand enormous amounts of nutrients, which makes that these crops have been used in the past for rather excessive fertilization by manure, leading to phosphate-saturated soils in north-western Europe (Koopmans 2004).

Although each type of land use is characterised by its specific soil biodiversity, the intensity of management practices may also vary within a certain land use and severely impact soil biota. Typically, soil biodiversity peaks at intermediate management intensities (see Box 3). Thus, species diversity and abundance increase from low to intermediate disturbance (e.g. extensive grasslands to organic agriculture), peak at moderate agricultural disturbance (e.g. organic agriculture) and then decrease with strong agricultural disturbances (e.g. conventional agriculture)(Freckman, Duncan et al. 1979; Ingham and Detling 1984; Bardgett, Frankland et al. 1993; Bernier and Ponge 1994). Therefore, reducing management intensity of an intensive cropping practice

with some degree of organic inputs, continuous plant cover and limited tillage, typically leads to an environment in which soil biodiversity is enhanced.

A number of major long-term studies have investigated the impacts of tillage on soil biodiversity under intensive, reduced and no-tillage conditions. Tillage consists of preparing the soil for cultivation by ploughing, ripping, or turning it with a chisel plough or heavier duty field cultivators. Tillage can vary in intensity, with deep tillage leaving less than 15% of the crop residue cover on the soil, whereas softer tillage typically leaves between 15% and 30% of crop residues behind. The most obvious effect of soil tillage is the negative correlation between the size of organisms and their biomass, since tillage mechanically disrupts the soil structure, particularly at the scales of action of biological regulators and ecosystem engineers). Earthworms and other large surface soil-dwelling organisms are often damaged or killed by intensive soil tillage, which promotes soil compaction and reduced water infiltration (Citeau 2008). This effect depends of course on the intensity and depth of tillage, with light tillage leaving a higher diversity of large earthworms than conventional tillage for instance (Ernst and Emmerling 2009). Fungi can also be physically disrupted in tilled soil, as their **mycelia** are broken up.

Soil tillage is clearly devastating for some key groups of soil organisms, especially for (arbuscular mycorrhizal) fungi and earthworms. The solution would be no tillage, however, that also involves a number of complications, such as reduced potential for weed control, which is especially a bottle neck in organic farming (Berner 2008). Moreover, the effects of soil tillage on earthworms differ between earthworm species (Ernst and Emmerling 2009), which is probably due to altered distribution of soil organic matter across the soil profile (Ernst and Emmerling 2009) and altered soil habitat quality (Metzke, Potthoff et al. 2007). Soil tillage definitely has considerable potential, but it clearly needs more long-term and comparative experimentation before it can be practically recommended as a means of conserving soil biodiversity and enhancing ecosystem services (Peigne 2009).

However, one of the problems of non-tillage is that crop left-overs may promote disease transmission from one to another year. Another potential disadvantage is that weeds are less controllable, and in the case of root- or tuber crops, non-tillage is much more difficult. Still, non-tillage would promote that population levels of beneficial soil organisms remain high and that soil water holding capacity may improve. Therefore, this avenue, or other novel techniques reducing the negative impacts of soil tillage on soil biodiversity, might need to be further explored (Waid 1999; Brussaard 2007).

Mechanical tillage also disrupts soil structure, rendering previously protected organic matter available to microbial decomposition, and previously inaccessible prey available to predation (Van Veen and Kuikman 1990). As a consequence, soil tillage results in increased mineralisation and cycling of organic matter (Ogle, Breidt et al. 2002) and intensive soil tillage enhances erosion on slopes, especially when soils are not ploughed parallel to elevation along the elevation lines in order to prevent runoff.

Organic farming practices can be considered to provide a lower level of stress and higher organic inputs for food webs than conventional agriculture. This increases the potential niches for soil fauna, however, it may not necessarily lead to improved soil biodiversity. Organic farming may change the relative abundance among groups of soil organisms and promote only some specific taxa, such as earthworms, more specifically (Birkhofer, Bezemer et al. 2008).

Indeed, in a meta-analysis, no impact of organic management practices was found on soil organisms, although for most **functional groups** organic management resulted in increased abundances (Bengtsson, Ahnstrom et al. 2005). Overall though, there is a tendency for long-term soil management in organic agriculture to promote better soil structure (aggregates stability and organic matter supply), nutrition (organic matter supply) and foster pest control compared to conventional agriculture (Birkhofer, Wise et al. 2008).

Another major issue in cropland management concerns the use of mineral versus organic manure as a main source for nutrient supply. Organic, sustainable farming practices are increasingly favoured in Europe, although cereal crop yields under organic management are typically 60 to 80% of those under conventional management (Mader, Fliebbach et al. 2002; David 2004). The switch from low to intensive management typically reduces the diversity, although not necessarily the density of soil fauna, as some faunal species, for example bacterial feeding and root-feeding nematodes often become increasingly abundant (Bardgett and Cook 1998; Bloem, Schouten et al. 2003).

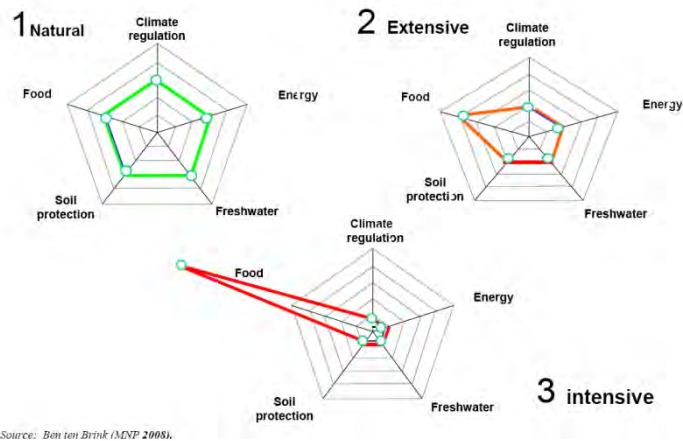
Extensive trials at the Frick site in Switzerland showed that organically manured arable land produced slightly less yield, but that other ecosystem characteristics were much more favourable (Mader, Fliebbach et al. 2002). Organic manure promotes soil microbial biomass, but slows down microbial activity. Farmyard manure also promotes the abundance of biological regulators (for example bacterivorous nematodes) and ecosystem engineers (earthworms) in the soil and generalist predators above ground (Birkhofer et al. 2008). In a further examination of the Frick experiment, conventional crop production using mineral fertilizer gave 23 % more straw and wheat production (Birkhofer et al. 2008), but the environmental costs of using biocides and herbicides may reduce this profit when analyzing all economic costs and benefits. Clearly, what is currently lacking are studies that consider the various aspects of organic and conventional agriculture in comparison in a much more integrated way (Bengtsson 2005).

Concerns are being raised about the long-term environmental consequences and sustainability of intensively managed systems. It is now clear that the intensification of agriculture can have negative consequences at local scales (e.g. increased erosion, lower soil fertility), regional scales (e.g. pollution of groundwater) and global scales (e.g. reduced climate regulation). Moreover, cultivation systems have long-term effects on microbial **community** structures (Buckley and Schmidt 2001), and soil communities in general, such that several decades after abandonment, agricultural fields still show modified or depleted soil activity (van der Wal, van Veen et al. 2006).

→ **URBAN LANDS**

Europe is highly urbanised, with over 75% of its population living in cities and a projected 80% by 2020 (EEA 2006; EEA 2007). Over a quarter of Europe's territory is already urban, but cities are expanding faster than populations, in what is known as 'urban sprawl'. Urban areas consist of highly modified **habitats**, with over 80% of most central urban areas covered by pavement and buildings. As a result, urban soils are subject to sealing and compaction, and face environmental stresses such as air pollution, heavy metals pollution, and increased temperatures in the urban cores (2–3°C warmer)(McDonnell, Pickett et al. 1993) (Hansen, Knight et al. 2002). The buildings and other paved areas modify the chemical and physical equilibrium of soils, as well as their connectivity to other types of ecosystems (see section 4. 2. 5). However, in the

remaining space, urban systems can involve nature, in the form of tree lanes, lawns, cultivated areas and parks, or even natural remnants such as urban forests, wetlands, lakes and streams. But even these soil patches face intensive management and disturbance, involving intensive use of chemicals and little to no litter.



Source: Ben ten Brink (MNP 2008).

**Figure 4-8: Trade-offs between agriculture and other ecosystem services under different management intensities<sup>34</sup>**

Sealed urban areas have a severely depleted soil biodiversity, given that soil sealing stops exchanges between soil fauna and all external inputs. The chemical engineers might go in **dormancy** under sealed soils, when they do not simply die off. Non-sealed urban soils are bacteria-dominated given the high chemical inputs used for pest control. Biological regulators are dominated by **microarthropods**. Earthworms are mostly absent, and present only in urban parks or forests.

The table below summarise the distribution of functional groups in different land-use types.

<sup>34</sup> Figure from: Ben ten Brink, The Cost of Policy Inaction: The case of not meeting the 2010 biodiversity target, European Commission, DG Environment, 2007



**Table 4-2: Distribution of functional groups by land-use types**

Soil biodiversity (Dominance/diversity)	Forest	Grassland	Cropland	Urban land
<b>Total</b>	++	++	+	-
<b>Chemical engineers</b>	Fungi dominated	Fungi dominated Fungi: 10-100 m Bacteria: 10 <sup>8</sup> -10 <sup>9</sup> g/soil	Bacteria dominated Bacteria: 10 <sup>8</sup> -10 <sup>9</sup> g/soil	Bacteria dominated
<b>Biological regulators</b>	Fungal-feeding protists and nematodes (100-1000 g/soil) Micro-arthropods (10 <sup>6</sup> /m <sup>2</sup> )	Protists and nematodes dominated Protists: 1000/g Nematodes: 10-100/g Microarthropods: 5000-20000/m <sup>2</sup>	Opportunistic bacterial-feeding fauna Protists: 1000/g Nematodes: 10-20/g Microarthropods: < 100/m <sup>2</sup>	Negligible
<b>Ecosystem engineers</b>	Earthworm and ant-dominated Anecic earthworms (100/m <sup>2</sup> )	Earthworm dominated Endogeic/Anecic earthworms	Epigeic and endogeic earthworms (50-300/m <sup>2</sup> )	Negligible

#### 4.3.2. IMPACT OF LAND-USE CHANGE ON SOIL BIODIVERSITY

Each square metre of used land may face some, to many changes. These changes usually involve an initial disturbance phase, before a new ecosystem equilibrium is established. In the course of this process, the quantity and quality of available organic and mineral inputs are modified, leading to a redistribution of soil communities. Consequently, large biodiversity changes may occur locally, as species escape to neighbouring resource-rich plots or go extinct if they cannot escape. Accordingly, native soil communities may experience reductions in their diversity and abundance, while in contrast non-native, sometimes invasive, species may find suitable conditions and resources, and progressively replace native species. In the new ecosystem, biodiversity may be more, equally or less abundant than in the previous one, depending on numerous and complex parameters, e.g. ecosystem characteristics, the intensity of the disturbance and the pool of species present in the landscape.

Some land-use changes may reflect natural disturbances, that can induce shifts from old mature systems to newly created systems, where species often assemble at random and productivity is relatively limited (Bardgett, Bowman et al. 2005). Others may be human induced instead, and involve modifications in plant cover and/or management regime, such as switches from forests to agriculture, with a sudden disappearance of leaf-litter and of the microclimate created by trees, or conversion of grasslands to arable land, with major losses in carbon and soil biodiversity.

#### → CHARACTERISTICS OF LAND-USE CHANGES IN EUROPE

Europe has experienced relatively fast and drastic changes in landscapes throughout its history. For instance, in the 20<sup>th</sup> century alone, European landscapes have changed drastically, as rapid industrialisation has led to escalating urbanisation, while growing populations have been pushing for increased agricultural productivity. These changes

can occur over very short timescales, for instance, the Corine Land-cover database<sup>35</sup> shows significant changes in land use in Europe between 1990 and 2000, where at least 2.8% of the European land was subjected to a change in use.

As a result of fast land-use changes, current communities are often composed of generalist species that have been able to adapt to changes well, whereas more specialised species that were unable to adapt to changes may have become extinct or have been maintained only in few, isolated **habitats**. For instance, European earthworm communities are surprisingly homogeneous from Finland to Portugal, with 25 species making up a large part of all communities across the different types of land uses, although the structure of the communities varies locally (Watt 2004). Whereas homogenisation processes may not always be so drastic, they are likely to be common for small organisms with low dispersal ability, such as soil organisms. The homogenisation of biological communities at landscape scales reduces the insurance potential and thus the **resilience** of communities to future changes.

Moreover, the original pool of species from which soil communities originate is not very old. Indeed, historically, the most drastic land-use changes that affected Europe were the ice ages. In those times, the glaciers destroyed the soil, killing most of the earthworms in Northern Europe for instance, such that re-colonisation could only start after the retreat of the glaciers, ca -10000 BC.

Nevertheless, some of the largest changes in (semi-)natural systems are also due to natural succession processes. Ecological successions have been particularly well studied in forests, where natural or human induced disturbances (such as storm, fire, or logging) recurrently cause forest clearings. These clearings are then re-colonised by a suite of species in a series of succession steps. First, pioneering fast-growing species with good colonisation capacity occupy the site. Slowly however, these species are replaced by better competitors, and a reorganisation phase starts during which the composition of communities is highly variable, and depends essentially on the resources available (such as light, nutrients), on the species present inside the patch, as well as on the inputs from outside the patch. In their mature phase, communities are usually dominated by a few species of the locally superior competitors. This phase is usually followed by a senescence phase, where organisation is progressively lost, probably as a result of reduced nutrient availability. In the next cycle, the same **community**, or a very different one, may establish, depending on equilibrium attained after the initial reorganisation phase (Bernier and Ponge 1994). These four phases have been generalised to all natural as well as economic or institutional processes (Gunderson, Holling et al. 1997). As communities change naturally, so do, depending on abiotic factor, soil nutrients, pH, and organic matter accumulation in litter, and therefore soil biota. For instance, during the early stages of succession, litter is usually essentially composed of leaf tissue, whereas in the later stages it is mostly composed of wood, which takes longer to decompose (by a factor of 10 to 100).

#### ➔ IMPACT OF THE MAIN LAND-USE CHANGES ON SOIL BIODIVERSITY AND RELATED SERVICES

When forests are converted to grasslands, grasslands to crop lands, or agricultural lands turned into urban areas, a sharp switch from one type of soil **community** to another occurs. The switch is even greater when forests are converted directly to agricultural lands or urban areas. During the transition phase, a general decline in soil biodiversity is observed (Decaens, Jimenez et al. 2004)(see also table at the end of section 4. 3. 1, Table 4-3 and Table 4-3).

<sup>35</sup> [www.terrestrial.eionet.europa.eu/CLC2006/](http://www.terrestrial.eionet.europa.eu/CLC2006/) last retrieval 16/09/2009

### Forest → Grassland

This is a switch within a fungi-dominated system, but increased disturbance in grasslands results in lower soil microbial activity in grasslands than in forests. The reduction in the activity of chemical engineers is also reinforced since the reduced activity of **anecic** earthworms in grasslands hinders their movements (Edwards 2002; Decaens, Jimenez et al. 2006). However, communities of biological regulators and ecosystem engineers tend to be more diverse in grasslands than in forests.

The switch from forests to grasslands thus results in a reduction of nutrient cycling and of the regulation of carbon flux and climate control services. However, while reductions in carbon storage have been frequently observed in microcosm studies, this process is highly variable in field conditions and also may depend on land use and the level of nitrogen deposition (Setälä H, Haimi J et al. 1988; Setälä, Haimi et al. 1988; Setälä 1990; Setälä, Martikainen et al. 1990; Setälä and Huhta 1991; Lavelle and Spain 2001). Severe reductions in organic matter decomposition have only been reported so far in tropical soils where processes are much faster and biological impacts much more important than in temperate soils (Rose and Woods 1980; Chauvel, Grimaldi et al. 1999). Although not explicitly tested, there are some suggestions that fungal-dominated grassland soils retain more nutrients in the microbial biomass under stress (e.g. dry-wet) and that more nutrients are held in the microbial biomass in general, which might be important for nutrient retention (Gordon 2008).

### Grassland → Cropland

This is essentially a switch from low to moderate or high management intensity (intensification, see introduction). As such, microbial biomass can be approximately 40% greater in native grasslands and pastures than in cropped fields (Dominy and Haynes 2002), at all depths from 0 to 40 cm, with a higher diversity and abundance of bacteria (Garbeva et al. 2002). The more grasslands are managed, the more their soil communities bear resemblance to those of cropped sites (Steenworth 2002). However, the conversion of grassland into agricultural land can suddenly render available the previously protected organic matter and provoke local bursts of microbial activity and significant losses in soil C (Van Veen and Kuikman 1990). Impoverished microbial communities result in reduced communities of biological regulators in cropped fields, in particular with fewer nematode species (Hodda and Wanless 1994). Cropped fields are usually dominated by bacteria-feeding **nematodes**, at the expense of plant-feeding ones (Yeates 1999). Frequent disturbance due to machinery use and low food availability are known to cause reductions in the abundance of springtails (Heisler and Kaiser 1995) and earthworms (Didden 2001), to the point that some cropped fields may have no earthworm populations at all. Earthworm communities in agricultural fields are probably a subset of grassland communities, as similar species are found, just at lower abundances (Boag, Palmer et al. 1997; Didden 2001).

Loss of organic matter and biologically simplified food webs in agricultural areas compared to grasslands can result in the reduction of the provision of services. The disruption of chemical engineers and earthworm communities hinders nutrient cycling, carbon regulation and thus climate control. Impoverished communities of **mutualist** and non-pest microbes and biological regulators also reduce plant protection and growth, impacting soil fertility. In agricultural cultures, this is often remediated through artificial means (e.g. fertilisers, pesticides). The change in chemical engineers communities may also alter the self-regulation of ecosystems so that toxicities may develop in soils or in water tables and effluents (Altieri 1999). As a matter of fact, given

the relatively low efficiency of crops to absorb nutrient inputs (50 to 80% in the best of cases for mineral N, for example), large amounts of nutrients brought as fertilisers in cropped fields leak to water tables, surface effluents and to the seas, resulting in eutrophication. Finally, mechanical practices and machinery increase soil compaction in agricultural fields, thus impairing soil mixing and aggregation and impairing water transfer, as explained in the section on soil tillage.

### Grassland/Cropland → Urban land

In this switch, the abundance and diversity of all native soil species reduces dramatically, and more so with increasing urbanisation, mostly as a result of the prevalence of soil sealing. In contrast, some exotic soil species or some urban exploiters (species able to adapt to the human environment) may flourish (Germaine, Rosenstock et al. 1998; Hansen, Knight et al. 2002). Sewage sludge can also severely deplete soil invertebrate communities and soil trophic structure (Andres and Domene 2005), mainly reducing parasitic and predatory mites and predatory and omnivorous nematodes (Pavao-Zuckerman and Coleman 2007). Whether this is due to altered nutrient availability, or to adverse environmental conditions is not well known. However, urban forests can represent havens of soil biotic activity inside urban areas. For instance, although they have little organic residues and litter, and are heavily impacted by humans (resulting e.g. in soil sealing and compaction), urban forests favour earthworms which are able to dig down to deep soil organic matter stores (Kostel-Hughes 1995) (Pouyat, McDonnell et al. 1995).

The overall decline in all components of soil biodiversity, from already impoverished soil communities, results in the loss of almost all services provided by soil biodiversity. Litter decomposition is made almost redundant, given the reduced litter quantity and man-made management practices involving e.g. soil sealing or litter cleaning. As a result, carbon storage and climate control services are impaired. Moreover, the reduction in natural water regulation is often not fully compensated for by urban management towards surface water regulation and streaming.

**Table 4-3: Impact of land-use change on the diversity of the three functional groups**

Functional group	Forest → Grassland	Grassland → Cropland	Cropland → Urban land
Chemical engineers	↘ ↘fungi, ↗ bacteria	↘ (but some local ↗)	↘
Biological regulators	= / ↗ ↗ nematodes ↘ microarthropods	↘ Plant-feeding -> bacteria-feeding nematodes	↘
Ecosystem engineers	↗ anecic -> endogeic earthworms	↘ / 0 ↘ anecic earthworms	↘

**Table 4-4: Impact of land-use change on the services provided by soil biodiversity**

Ecosystem service	Forest → Grassland	Grassland → Cropland	Cropland → Urban land	Affected soil functions
Soil fertility and nutrient cycling	=/∨	∨	∨	Reduced decomposition of soil organic matter Reduced biological control
Regulation of carbon flux and climate control	∨	∨	∨	Reduced decomposition and mixing of soil organic matter
Regulation of the water cycle	-	∨	∨	Reduced burrowing activity
Decontamination and bioremediation	-	∨	∨	Impaired self-regulation of ecosystems
Pest control	-	∨	∨	Reduced biological control
Human health effects	-	-	-	

### Box 19: Switching from forest to plantations

Natural forests may be converted into tree plantations, for production of trees. In this process, forests are partly or completely cut and tree seeds are planted and cultivated in order to give young trees, later planted in cities and gardens. Therefore, the ecosystem changes from a natural and biodiverse ecosystem to a managed, often mono-culture ecosystem. Many forest species have specific habitat requirements, and may have their populations drastically reduced in case of simplification of their habitat. The impacts are typically related to a reduction in litter or to the loss of old and dead trees. Forest management practices typically involve the reduction and change of the diversity and quantity of litter inputs. For instance, rotten logs are usually removed. As a result, all **functional groups** are affected by a reduction of their food and habitat resources in the switch to monoculture. A switch from forest to plantation in Malaysia resulted in the simplification of **community** structure in several **taxonomic** groups, and to an increased biomass of **endogeic** earthworms and of two other soil engineers. In contrast, communities of other soil engineers (termites, ants, beetle larvae) were depressed by the vegetation change (Tsukamoto 2005). However, many species can use food sources in plantations if colonisation is made possible from nearby native vegetation (Lindenmayer 2004). Tree plantations are also characterised by a suite of management cycles, involving the removal of aged and dead trees. As a result, plantations follow succession-like dynamics, with successional phases of instability and equilibrium, and soil communities present temporal patterns similar to those observed in natural successional patterns. The impacts depend on the species. For instance, observations in German and French forests showed that the diversity of microflora and Collembola dropped steadily after tree harvesting, and then increased continuously during the growing phase. In contrast, the richness of larger chemical engineers remained stable in the first phases, and decreased afterwards (Chauvat, Zaitsev et al. 2003; Hedde, Aubert et al. 2007). However, some successional stages are often inhibited in tree plantations (e.g. senescence and/or decay of dead trunks). This may preclude the occurrence of some essential soil functions, such as **bioturbation** by earthworms (Bernier and Ponge 1994). This can actually impact the fertility service, since earthworms typically use part of the litter accumulated during the mature phase, resulting in a massive release of nutrients and in the macro-aggregation of soil from the upper 10 cm, thereby creating suitable conditions for rapid growth of seedlings.

→ **SPATIAL SCALE: THE IMPORTANCE OF LANDSCAPE SCALE**

The impacts of land-use change on soil biodiversity may not be the same at the landscape scale as at the plot scale. At the plot scale, land-use changes impact soil food webs and biotic interactions, and thus the dynamic equilibrium within a soil **community**. At the landscape scale, dispersal is the key factor determining the amount and type of transfers of soil biotas among different communities. As part of this process, non-native species may colonise new ecosystems and potentially become invasive. But as a result of this re-arrangement of communities at the landscape scale, it is possible that soil services can still be provided over the whole landscape, although they are impaired in certain plots. However, this requires that the landscape composition and structure offers conditions for the **resilience** of soil communities.

To date, most scientific literature has focused on the impacts of land-use changes at the plot scale and on local soil food webs, often not taking into account the surrounding landscape. Solutions as regards the maintenance of biodiversity and ecosystem services are probably to be found at landscape level, by creating refuges for living organisms or focusing on stocks of seeds in soil. For example, grassy margins around cultivated fields, and riverine forests can help soil biota recover and recondition adjacent soils (Hansen, Knight et al. 2002; Bloem, Schouten et al. 2003), mainly larger invertebrates. Also, biodiversity at the landscape level provides sources of living organisms, which are crucial to increase the **resilience** of ecosystems, by allowing re-colonisation of degraded ecosystems, e.g. after a fire.

The landscape dimension is starting to be increasingly studied, in particular through the development of monitoring systems. For example, the BIOASSESS (BIODiversity ASSESSment tools) project of the European Union (Watt 2004) focused on the impacts of land-use intensification for soil biodiversity at the landscape scale.

→ **TEMPORAL SCALE: SOIL BIODIVERSITY RESTORATION**

The effects of land-use changes are cumulative, as each land-use change comes with further modifications and potential damages to soil diversity, e.g. for grasslands changed into cultivated fields and then into an urban area, the native soil fauna of the grasslands will be subject to two consecutive and cumulative impacts.

The effects of land-use change may also only occur after a certain time lag. As an example, some consequences of urbanisation processes may present thresholds in their biological response and only be noticeable several decades following the start of urban development while others (e.g. sealing) will be immediately noticed (Hansen, Knight et al. 2002), depending also on the soil organisms considered. Soil organisms that depend on living plant roots will be gone within days to months following sealing, whereas mineralizing microbes may survive for years until all suitable organic matter has become mineralized. However, very little is known about what actually happens under such sealed conditions.

The time a disturbance takes to damage a soil is often much less than the time it takes to restore that ecosystem. Lowering the intensity of land use practices enhances soil biodiversity, but this process takes several years to take effect (Korthals et al. 2001). For instance, impacts of agricultural practices are often still felt on grasslands 25 years after their restoration. Moreover, not all groups reach their equilibrium number at the same pace. For instance, following a switch from agricultural to grassland, it takes years,

sometimes more than 25 years for fungal to bacterial biomass ratios to recover to pre-disturbance levels (van der Wal, van Veen et al. 2006; Smith 2008). Some fungal-feeders did not come back at time scales for which study sites are available (Siepel 1996), and others did not reach their natural level again, like diverse predatory mites and **nematodes** (Holtkamp, Kardol et al. 2008). Similarly, for earthworms, although their total biomass significantly increased in the first couple of years, after seven years, **epigeic** earthworm communities were still depleted in favour of dominant **endogeic** earthworms (Citeau 2008). Therefore, restoration of soil biodiversity is not an easy task and when the soil chemistry and structure has been altered too far, the soil community rather develops towards a new state than to the original conditions. Very few studies (if any) have systematically analyzed consequences for ecosystem services and for economy of such barriers in soil transition.

#### 4.3.4. FUTURE TRENDS

By 2035, it is predicted that rural areas will not be the dominant land-use type in Europe anymore, and grasslands are expected to decrease to around 10%, being replaced by surplus land. During the period 2000-2020, arable land is expected to decrease by 5% and grasslands and permanent crops by 1% each (EEA 2007), although these figures can become outdated very easily, due to sudden changes in land demand for, for example, biofuel production. Thus land use in rural areas may be changing faster than soil biodiversity can follow.

But while projections suggest that the agricultural surface will decrease slightly by 2035, organic agriculture surfaces are expected to continue increasing, as the rate of conversion from conventional to organic agriculture varies from 0.1% in Malta to 11.9% in Austria<sup>36</sup>. Indeed, the trend towards organic agriculture is growing, with organic agriculture surfaces moving from 1.8% to 4.1% of cultivated surfaces between 1998 and 2005 in the EU-25, and reaching 8% in some European countries<sup>37</sup>. Thus organic agriculture in Europe is already twice as much extended than it is in the rest of the world and effects on soil biodiversity, ecosystem processes and services have been outlined in the section on arable land above.

Total forest area has consistently increased over the recent decades and is expected to continue increasing, to grow by around 5% between 2000 and 2020. This will be due to a mixture of afforestation and natural processes, and likely to occur mostly on former agricultural land (EEA 2007), as well as along the tree margins in mountain and boreal areas. Moreover, an increase of approximately 1% for urban areas is expected until 2020 (EEA 2007), although large differences exist between Member States and regions within Europe. Given the poor soil biodiversity of urban soils, this would result in drastic reductions of the whole soil biomass and soil biodiversity. However, large differences exist across Member States and regions, with the proportion of the surface sealed ranging from 0.3% to 10%.

#### 4.4. CLIMATE CHANGE

Global climate change can have important impacts on all the soil biodiversity and related services. These impacts can be direct or indirect effects linked to the alteration

<sup>36</sup> Eurostat, 2007

<sup>37</sup> [www.organic.aber.ac.uk/statistics/index.shtml](http://www.organic.aber.ac.uk/statistics/index.shtml); last retrieval 15/09/09

of the climatic parameters (e.g. temperature, humidity). Here some examples are provided for each of the services discussed earlier.

#### 4. 4. 1. IMPACTS ON CARBON STORAGE AND CLIMATE CONTROL

As previously discussed in section 3.3, an important fraction of carbon is stocked in soil which has important implications for climate regulation. This relationship is actually bidirectional equilibrium, such that climate change can also affect the soil carbon storage capacity.

Since soil is the largest store of carbon, one of the major issues related to climate change is that it will alter the activity of soil organisms leading to increased breakdown and loss of C to atmosphere, with positive feedback to climate change (Jenkinson 1991). In particular, climate change-driven modifications on:

- Temperature – freeze/thaw cycles
- Precipitation rate – wet/dry cycles
- CO<sub>2</sub> concentration

Climate change alters the soil carbon storage and climate control service directly, through a modification of:

- soil organic matter (SOM) decomposition

And indirectly through an alteration of:

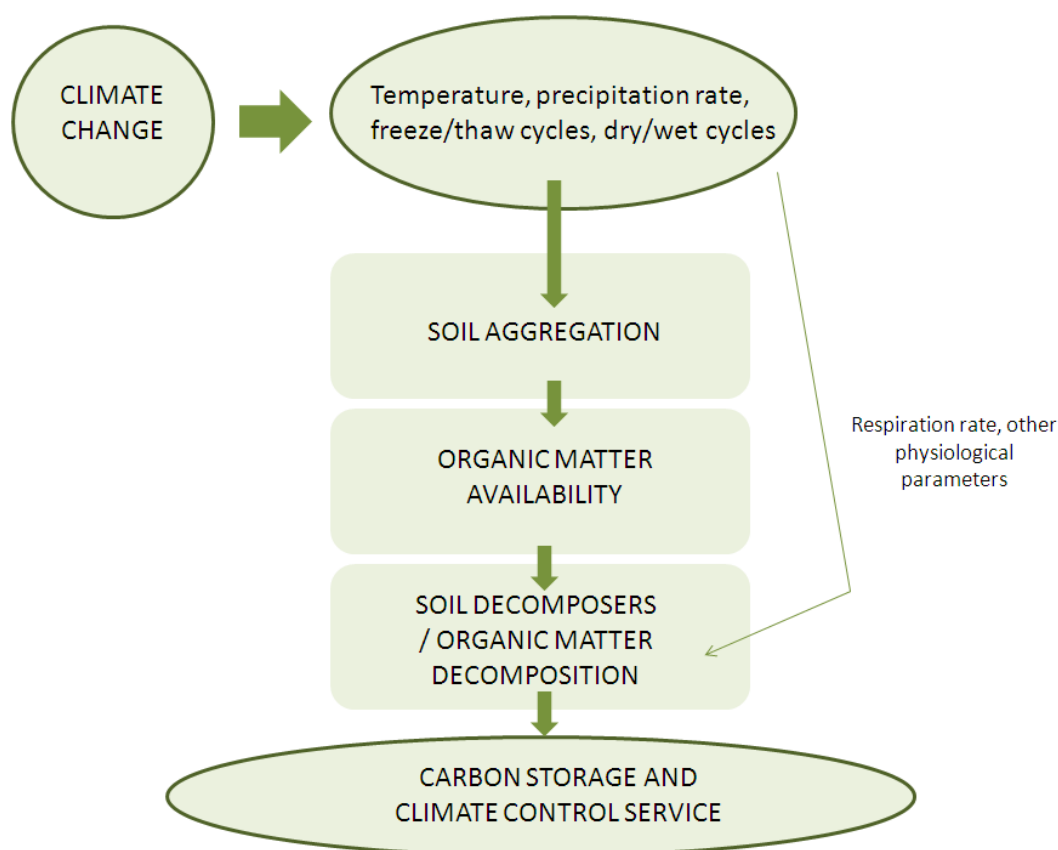
- litter quality and quantity
- erosion
- photosynthesis

For example, a long term increase in temperature, such as observed under climate change has been shown to influence microbial respiration in laboratory experiments. The respiration of soil microbes is an important factor modulating the overall organic matter decomposition and thus the carbon storage service. The more respiration is efficient, the more organic matter is decomposed with in parallel, a release of CO<sub>2</sub>. However, this direct relationship among soil organic matter decomposition and atmospheric temperature is still a subject of debate, and contradictory results are produced in laboratory and open field experiments. In contrast to laboratory studies, long-term field experiments on forest soils have shown that the organic matter decomposition is constant at different latitudes having different temperatures. Similarly, in grass prairies field experiments, an artificial warming of 2°C has been observed to provoke a microbial acclimatisation, thus basically an adaptation to the new conditions rather than an altered respiration rate. These two studies have weakened the idea that a positive feedback between increasing temperature and CO<sub>2</sub> release could exist due to microbial activity (Giardina and Ryan 2000; Luo 2001). Thus, depending on the model, the quantity of released carbon under modified climatic conditions can be differently evaluated (Schils 2008). In any case, the optimal climatic conditions for enzymatic activity of chemical engineers always vary locally, depending on the specific species assemblage in the considered geographical area (Desanto, Berg et al. 1993). Thus, global optimal conditions for the delivery of this service cannot be defined.

In addition to temperature, the soil moisture and the frequency of wet/dry and freeze/thaw cycles can modify the soil aggregation and have potential important



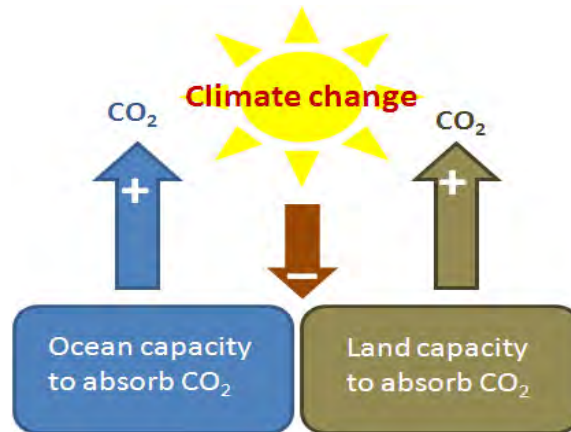
impacts on the availability of organic matter and, as a consequence, on the microbial community structure and activity (Figure 4-9).



**Figure 4-9: Simplified representation of the potential influence of climate change on climate control/carbon storage service**

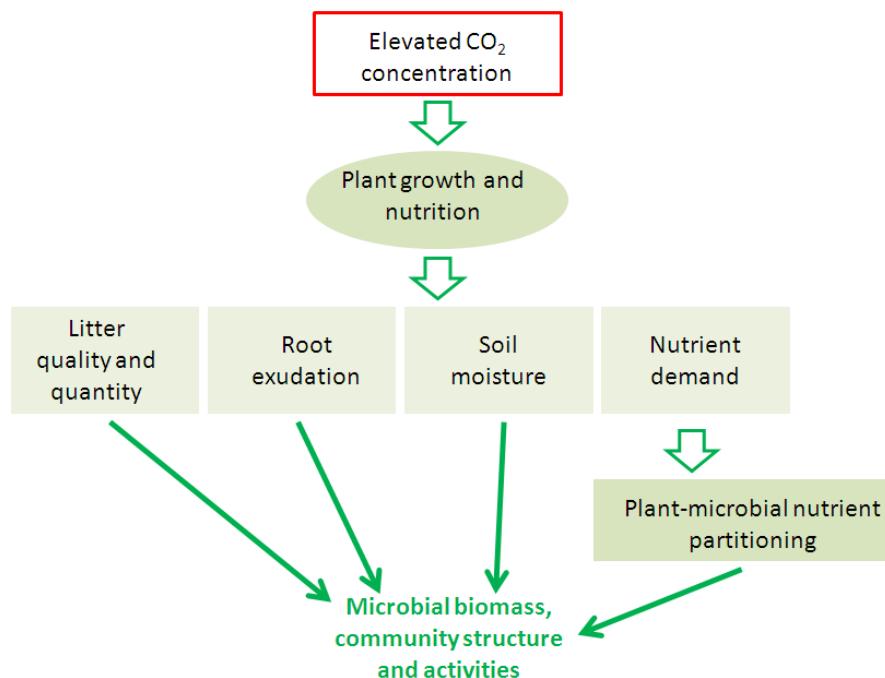
However, current understanding of the sensitivity of the decomposition rate to humidity is limited. A number of studies have shown a range of possible effects of the precipitation rate on the carbon cycle, with a special focus on wet/dry cycles. In general, the effects of the alternation of dry and wet conditions on this service depend on the local hydrological conditions. Thus, for example, depending on the water status of soil, the soil respiration rate can either be enhanced or repressed in European shrub lands during drought: in water limited ecosystems microbial respiration is repressed, while it is increased in ecosystems having a high relative humidity (Sowerby, Emmett et al. 2008). Heavy precipitation and drought events can also mobilise organic matter that was previously unavailable and stabilised through freezing, thawing or water logging events. This, in general, decreases soil aggregation and thus modifies the activity of microorganisms in the soil.

Future climate change may also affect land and ocean efficiency to absorb atmospheric CO<sub>2</sub>, thus leading to a final positive feedback effect (Figure 4-10). As a consequence, an increased concentration of CO<sub>2</sub> can be considered both as a cause and an effect of climate change.



**Figure 4-10: Positive feedback of climate change on CO<sub>2</sub> stored in land and ocean reservoirs**

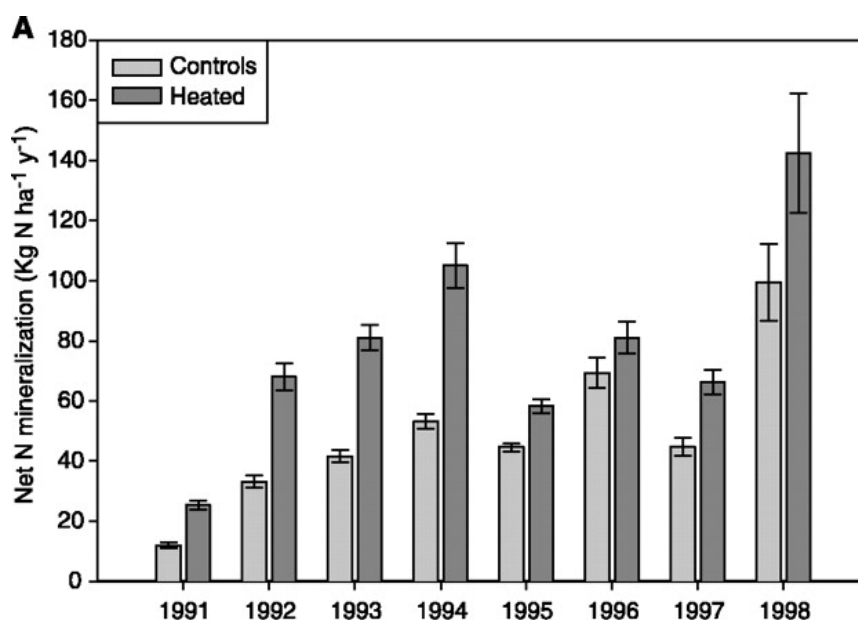
A number of experiments have demonstrated that an increase in atmospheric CO<sub>2</sub>, which may be one of the effects of climate change, can significantly change soil environment mainly by modifying the distribution of above and belowground nutrients. For example, an increase of atmospheric CO<sub>2</sub> could lead to an increased plant growth, since CO<sub>2</sub> is the molecular building block for photosynthesis. This may lead to an increase in litter production rate and a modification in litter chemical composition, which may in turn lead to a change in its digestibility. Such modifications will then influence the nature of organic matter available for soil microorganisms (Figure 4-11)(Zak, Pregitzer et al. 2000). As a consequence, a modified litter production may modify the overall carbon supply and the nitrogen flow between plants and microorganisms (Berntson and Bazzaz 1997). In addition, elevated CO<sub>2</sub> may lead to an increased root growth which will have a significant impact on soil structure and major consequences for soil biota.



**Figure 4-11: CO<sub>2</sub>-induced alteration of resource availability for soil microbes. In this conceptual model, atmospheric CO<sub>2</sub> enrichment indirectly affects soil microbial biomass, community structure and activities by altering carbon, nutrient and water availability (Hu, Firestone et al. 1999)**

#### 4. 4. 2. IMPACTS ON NUTRIENT CYCLING AND FERTILITY

Climate change may not only affect the carbon cycle, but also the nitrogen cycle. It has been shown in a natural forest soil, that soil warming increases the nitrogen availability for plants through an increase in net nitrogen mineralisation (Melillo, Steudler et al. 2002)(Figure 4-12).



**Figure 4-12: Average yearly net nitrogen mineralisation rates measured in the heated and disturbance control plots at the Harvard Forest soil warming experiment (Melillo, Steudler et al. 2002)**

The observed effect on nitrogen mineralisation is probably due to an effect of soil warming on microbial activity. The impacts of temperature on microbes regulating the nitrogen cycle within soil depend on the considered ecosystem and the analysed species. For example, a study (Horz, Barbrook et al. 2004) shows that a reduced microbial activity in grasslands may be expected under climate change. Indeed, the authors show that an increase of atmospheric CO<sub>2</sub> (to 700 pm) and a high precipitation rate (50% of relative humidity) affects the Ammonia Oxidising Bacteria (AOB) community and structure negatively (Figure 4-13). The association of an elevated ambient temperature and high precipitation rate have been observed to have similar effects. In conclusion, these observations suggest that climatic factors susceptible to be altered by climate change, such as CO<sub>2</sub> concentration, temperature and precipitation rates can significantly alter soil chemical engineers growth and activity and that such modifications can have implications for nutrient cycling and fertility services. However, specific studies on individual soils hosting different soil bacterial communities should be performed, in order to anticipate the nature of impacts on this service at the local level.

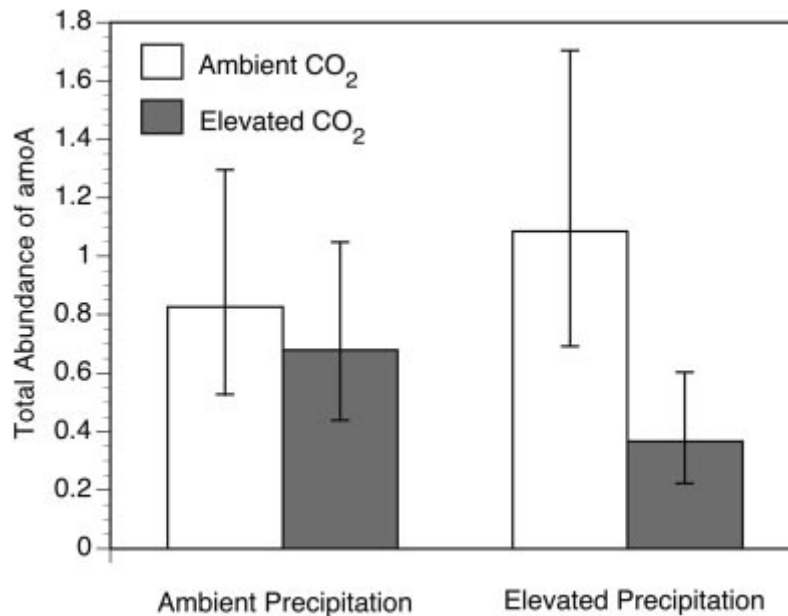


Figure 4-13: The effect of CO<sub>2</sub> and precipitation levels on AOB population (Horz et al. 2004)

#### 4. 4. 3. IMPACTS ON WATER CONTROL

Climate change can have profound impacts on:

- **Soil properties and structure:** As shown in (a) in Figure 4-13, changes in temperature and precipitation rates may have important implications for soil properties (e.g. pH, porosity)
- **Soil organisms:** as discussed in section 2. 2. 1 and as shown in (b) in Figure 4-13, the ecology of all three functional groups of soil organisms is sensitive to climatic parameters

In turn, as shown in (c) in Figure 4-13 ,a bidirectional relationship exists between soil properties, soil structure and soil organisms (Young, Blanchart et al. 1998).

In particular, regarding the impacts of climate change on the biodiversity of soil organisms, any modification of the ecology of ecosystem engineers, which through their biogenic structure and their ‘engineering’ action are crucial in ensuring the infiltration of water underground, could alter the water control service. But the quantity and the quality of water stored in soil is not only a function of infiltration, but also of several other processes including drainage, capillary rise, evapo-transpiration, etc. All of these processes are at least partly dependent on plants diversity. The aboveground/belowground relationships are thus also crucial in the provision of this service and likely to be altered by climate change, given that both plants and soil organisms are sensitive to climatic parameters (d in Figure 4-13). Thus, even if they have not been quantified yet, some important impacts of climate change on this service could be expected.

#### 4. 4. 4. IMPACTS ON PEST CONTROL

As argued in section 3. , more diverse soil communities ensure better pest control. Climatic factors susceptible to be altered by global climate change, can affect soil organisms differentially, favouring some groups while being deleterious to others.

Favoured species can sometimes become pests. The impacts of climate change on pests can be:

- **Direct:** climate change can provoke massive migrations, range expansion, and geographical or seasonal shifts in species ranges that alter the distribution of several deleterious pest species.
- **Indirect:** climate change can alter the biotic interactions of pest species within the ecosystem

In the case of insects, for example, most studies have concluded that insect pests generally become more abundant as temperatures increase, through a number of inter-related processes, including range expansions and phenological changes, as well as increased rates of population development, growth, migration and overwintering (Cannon 1998).

Biological interactions may also be disrupted in the soil as a result of climate change, releasing some pest species from their biotic control and enabling them to spread. This can lead to pest outbreaks of e.g. bacteria, fungi, **nematodes** or insects species. However, sometimes the synchrony between crops, pest and their biotic control will be kept in climate change scenario, if the three are sensitive to climate in similar ways, or able to adapt accordingly. An increase of the average temperature of 2°C in UK, for example, will result in an advance of the growing season of 2-3 weeks (Rowntree 1991). As a consequence, some pest species, such as the spittlebug, will respond by anticipating their life cycles of 2–3 weeks, leading to no main changes to the spittlebug invasion frequency (Whittaker 1996).

Thus, climate change can have important impacts on pest control mediated by soil biodiversity (Garrett 2006), but these effects are very context dependent. Therefore, in order to foresee possible impacts and take precautionary measures, a case by case approach (associating geographical condition, pest species and plant species) should be considered.

#### 4. 4. 5. CURRENT AND FUTURE TRENDS

Today, global warming is a well known fact, with an overall increase of both air and ocean temperatures, and evidence of a significant melting of snow and a rise in average sea level. Several scientific studies show that almost all natural systems are being affected by this process, including soils.

On the basis of several scenarios exploring alternative development pathways, and covering a wide range of demographic, economic and technological driving forces, future GHG emissions trends can be estimated. A range of scenarios all concur to predict a warming of 0.2 °C per year for the next two decades, along with a modification in the rate and intensity of precipitations.

Such modifications of climatic factors could strongly impact soil **functional groups** of organisms either directly, through an effect on their ecology, or indirectly, through increased floods, droughts, wildfires, insects distributions and land-use changes, and fragmentation of natural systems. An increase in soil erosion rate is also expected.

In conclusion, climate change is likely to have significant impacts on soils that may affect all of the services provided by soil biodiversity, indeed the quantification of these impacts is not possible at the moment (Schils 2008). In any case, all mitigation and attenuation measures taken to limit global climate change are expected to have a

beneficial impact on soil biodiversity preservation, soil functioning and associated services.

## 4.5. CHEMICAL POLLUTION AND GMOS

A large range of chemical pollutants can reach the soil of both natural and modified ecosystems through various routes (direct application, atmospheric fall out, waste disposal, etc.) and influence the functioning of soils on a wide spatio-temporal scale, from individual organisms to landscapes.

### 4.5.1. TYPES OF CHEMICAL POLLUTANTS

#### → PESTICIDES

The deleterious impacts of pesticides on soils depend on their chemical characteristics. The persistency of pesticides in soil can be highly variable, ranging from hours (e.g. fumigant nematicides) to decades (e.g. organochlorine insecticides). Similarly, their toxicity can be restricted to a class or affect a broad spectrum of organisms, either directly or indirectly. In addition, some pesticides can bio-accumulate, which means that they can be concentrated in the bodies of soil organisms and taken up into higher levels of the food chain.

#### → INDUSTRIAL CHEMICALS

A number of industrial chemicals can pollute the land near their manufacturing sites or be transported as gaseous emissions or through water to other soils (TGD 2003). The industrial chemicals which can constitute a threat for soil biodiversity include, for example, heavy metals, inorganic gaseous emissions (e.g. NO<sub>2</sub>), persisting oil and fats (e.g. petroleum) and the polychlorinated biphenyls which, similarly to some class of pesticides, can be bio-accumulated by some species of soil organisms.

### 4.5.2. IMPACTS OF CHEMICAL POLLUTION ON SOIL BIODIVERSITY AND RELATED SERVICES

The impacts of chemical pollution on soils can be extremely heterogeneous, and either direct or indirect.

Effects on survival or reproduction are measured in acute or chronic tests. The direct effects include an impaired survival or reproduction of soil organisms due to acute toxicity or bioaccumulation. Toxicity and bioaccumulation affect the metabolism, growth, development or longevity of soil organisms, and even possibly cause some genetic effects (e.g. leading to genetic modifications of the target organism). These direct effects affect individual species of soil organisms, like microorganisms, invertebrates or plants depending on the nature of pollutants and on its distribution into the soil matrix. Thus, the direct impacts of chemical toxicity on soil organisms can have important detrimental effects on their population dynamics, by influencing basic reproduction and survival parameters, and thereby modifying the size, sex ratio, and stability of soil organism populations.

Alternatively, chemical pollution can have indirect effects. In general, the indirect effects are more difficult to evaluate and are less well studied than the direct effects on specific organisms. The indirect effects can be due to a contamination of soil organisms' food supply and in general, involve a modification of the functions of soil organisms. For example, pesticides can alter or disrupt dynamic soil processes which are crucial for the delivery of soil services (e.g. the decomposition of the organic

matter)(Hendrix and Parmelee 1985) leading to an impairment of the nutrient cycling and fertility service. Sometimes, chemical pollutants can also have strong indirect impacts on predator/prey relationships, thus altering the food web (Edwards 1999). Acid emissions, such as NO<sub>2</sub> or SO<sub>2</sub> emissions can alter the availability of soil organic matter, and therefore its decomposition and the soil pH, which in turn modify the **community** structure and composition of soil organisms. In addition, pollutants, through indirectly influencing the relationships between belowground organisms and plants, can affect the structure and composition of plants communities (Edwards 1996).

Thus, in fact chemical pollutants can influence soil functioning at all trophic levels, altering individual organisms, populations or communities, and at different spatio-temporal scales. Here we present the impacts of chemical pollution on each of the three main **functional groups**.

### → IMPACTS ON CHEMICAL ENGINEERS

Chemical pollutants can strongly alter the ecology and the physiology of chemical engineers such as bacteria and fungi. Several studies have demonstrated the effects of pollutants (e.g. pesticides such as fungicide tebuconazole, pyrethroid insecticide lambda-cyhalothrin) on (Sturz and Kimpinski 1999; Cycon, Piotrowska-Seget et al. 2006):

- microbial survival and growth: the pesticide sulphonylureas, for instance, targets the enzymes involved in the synthesis of the amino acids valine, leucine and isoleucine; non-target organisms such as bacteria and fungi can be harmed by the compounds in high concentrations. Moreover, during degradation of the pesticide fenpropimorph, active saprotrophic fungi are substantially affected,
- microbial respiration
- enzymatic activity (i.e. alteration in the efficiency in nutrient transformation): for instance, pesticides such as trichloronate, linuron, thrimethacarb have been observed to have some effects (Bollag 1993).

These studies have sometimes reported conflicting results and the mechanisms underlying the observed effects are not always understood. In fact, the characteristics of a chemical pollutant in soils can be altered by the action of soil organisms and by the presence of other pollutants. For example, Cadmium can be present as an impurity in certain phosphate fertilisers, and can be captured by hyperaccumulator bacteria species like *Thlaspi caerulescens* or by fast-growing plants, such as *Salix* and *Populus* spp. that accumulate above-average concentrations of only a smaller number of the more mobile trace elements, including Cadmium. The longer-term effectiveness of phytoextraction and associated environmental issues are still studied and not foreseen with certainty (Dickinson 2009). But in specific cases, mycorrhizal fungi can absorb Cadmium and modify mine residues, and hence contribute to soil formation (Gonzalez-Chavez 2009). However, to date, interacting effects between pesticides and biotic factors received little attention. In addition, in some cases a pesticide can surprisingly favour microbial growth. This occurs for example in the case of Fosthiazate, which, being an organophosphate, may serve as an energy source for microorganisms (Eisenhauer, Klier et al. 2009).

When considering the impacts of chemical pollution on chemical engineers, following aspects should be taken into account:

- A single chemical can have different effects on different soil microbial species and communities, which can disturb the interactions within and among **functional groups**
- Microbial organisms have a very short reproduction time (e.g. an average of 20 minutes for bacteria in optimal conditions), thus an exposition to some toxic chemical could rapidly lead to a resistant microbial population. Chemical resistance evolves via natural selection acting upon random mutation. Thanks to this process, heritable traits (genes) codifying for such resistance and making it more likely for a microbial organisms to survive and successfully reproduce, become more common in a population over successive generations. In the case of bacteria, an additional mechanism can facilitate the development of a chemical resistant population. Once a gene carrying the information for the resistance is generated, bacteria can transfer the genetic information in a horizontal fashion (between individuals) by DNA exchange.
- On the other hand, the positive aspect of chemicals-microorganisms interaction is that some chemicals can be transformed by soil microorganisms into non- or less toxic compounds; in this case we speak of bioremediation (see also section 3.5).

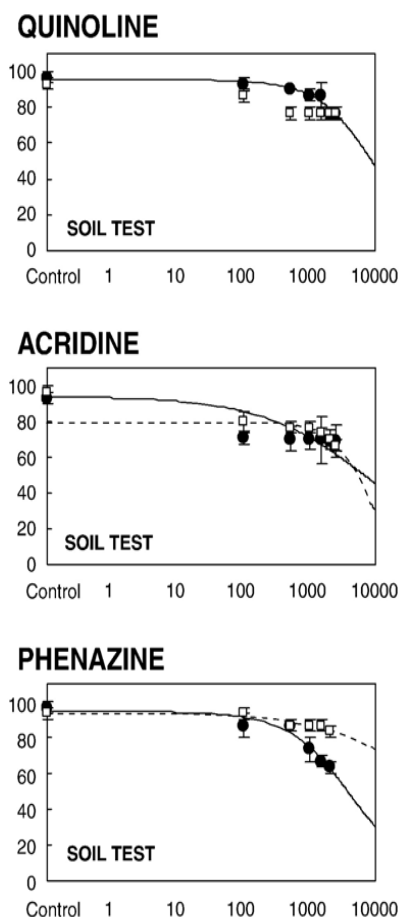
In conclusion, it is clear that the microbial community structure in soil may be markedly changed by chemical pollution. Some microorganisms may be suppressed and others may proliferate in the vacant ecological niches. This may in turn lead to successions in the microbial community and thus to altered activities at a later point in time.

#### → IMPACTS ON BIOLOGICAL REGULATORS

Industrial chemicals, such as heavy metals and petroleum, have been reported to have various deleterious impacts on biological regulators. Some studies have been performed on **nematodes**. Industrial chemicals can affect the lifespan of individuals (Figure 4-14), and as a result the abundance and the structure of soil nematode communities (Ettema and Bongers 1993; Chen 2009). Such changes can seriously impair the functioning of nematode communities and affect the provisioning of related services.

The responses of a species to individual pollutants can vary depending on the dose and the exposure time (e.g. the sensitivity of **nematodes** to pentachlorophenol after 72 hours of exposure can be 20 to 50 times higher than their sensitivity to cadmium). Therefore, for each considered chemical pollutant and species, a specific dose-response curve should be determined.





**Figure 4-14: Effects of three pesticides on nematodes (*C. Elegans*) survival after 24 h (black) and 48 h (white) at different concentrations (Sochová 2007)**

➔ **IMPACTS ON SOIL ECOSYSTEM ENGINEERS**

Earthworms, in contrast to ants and termites which tend to be resistant to several pollutants (Eeva, Sorvari et al. 2004), are often highly sensitive to soil pollution. Their sensitivity is due both to:

- Their close contact with the pore water and their high water permeable epidermis: water soluble pollutants can easily be internalised
- The fact that they swallow high quantities of soil

The influence of heavy metals and their bioaccumulation by earthworms has been, for example, the subject of many studies in the past (Bouche 1984; Morgan and Morgan 1999; Kennette, Hendershot et al. 2002). Metals have been shown to cause mortality and reduce fertility, cocoon production, cocoon viability and growth of earthworms. Rather than the total metal content of soils, it is worth considering the metal fraction that is mobile and thus available for earthworms. For instance, Cadmium from the industries and from the production and the application of artificial phosphate fertilizers mainly ends up in soils, giving rise to cadmium-rich sludge. Cadmium strongly absorbs the organic matter in soils and can be taken up by plants. This is a potential danger to the animals that are dependent upon the plants for survival. Earthworms and other essential soil organisms are also extremely sensitive to cadmium poisoning. They can die at very low concentrations and this has consequences on the soil structure. When cadmium concentrations in soils are high they can influence the soil processes of

microorganisms and threaten the whole soil ecosystem. However, it is still not possible to predict with a high degree of confidence the body burden of an earthworm at a metal contaminated site, and more research is needed.

Pesticides can also affect several physiological parameters of earthworms, including neuronal activity, immune response capacity (Sorvari, Rantala et al. 2007), and reproduction rate (Bustos-Obregon and Goicochea 2002). In addition, pesticides can be at the origin of deleterious effects on DNA causing genetic mutations and increased productions of **free radicals** resulting in cellular degeneration (Song 2009).

A number of factors should be considered when evaluating the impacts of chemical pollution on earthworms:

- Earthworms are selective consumers (Edwards, Bohlen et al. 1996), and food selectivity depends on the considered species. Thus, rates of heavy metal bioaccumulation for instance will differ according to the species (Morgan and Morgan 1999).
- The distribution of a pollutant may vary among soil phases: it can be absorbed to the solid phase or dissolved in the liquid (e.g. water pore) phase, depending on its chemical form. Different forms of the same pollutant can then be more or less available for uptake by earthworms, thus having different levels of 'chemical availability'. Since the environmental conditions (e.g. soil pH) can influence the chemical availability of a pollutant, any modification of soil properties may alter pollutants distribution.
- Earthworms are able to eliminate excess metals in their bodies, thanks to a physiological control mechanism. Depending on the pollutant this elimination pathway can be more or less efficient. For example, in the case of metals, copper and zinc are easily eliminated by physiological pathways based on carrier systems, which naturally exist for the physiological control of these elements. However, the mechanism of excretion is much slower for cadmium and lead. Thus, for these metals the main detoxification pathways are much more complex and involved intracellular granules which act as metal storage compartments (Spurgeon and Hopkin 1999).

In conclusion, in order to evaluate the sensitivity of earthworms to a chemical pollutant, information on the local earthworm species, their feeding and habitat preferences are needed, as well knowledge of their ability to expulse specific pollutants.

#### → IMPACTS ON SOIL BIODIVERSITY RELATED SERVICES

As discussed earlier, many pollutants can have seriously adverse effects on soil systems. Indeed, there are very few terrestrial ecosystems worldwide that are not exposed to chemical pollutants. In general, research into the effects of pollutants on soils is relatively limited, most studies simply showing the susceptibility of particular organisms to certain pollutants. As a matter of fact, to predict effects of pollutants on the communities of soil organisms, information must be extrapolated from a small subset of the species, because it is impractical to conduct a large number of tests on a large number of species. Thus, holistic integrated studies that evaluate the impacts of chemical pollutants on soil functioning as a whole and the related services are still at their beginning and the issue of threats to soil biodiversity has only recently been covered by ecological risk assessments (Box 20).

### 4. 5. 3. THE IMPACTS OF GENETICALLY MODIFIED ORGANISMS (GMO) ON SOIL BIODIVERSITY

In the case of soils, when we mention GMO this refers to plants in the majority of cases. Genetic modifications are used to improve crop quality (e.g. pest resistance, timing of ripening process) and productivity (e.g. growth capacity). The existing molecular techniques involve the insertion and integration of a short segment of DNA from another organism (e.g. plant, microbe or animal) into the genome of the plant, to add single characteristics to the plant breeding line and variety.

However, GM plants can also be considered as a source of pollution for soil organisms, because they can have an indirect impact on soil biodiversity, and favour the development of genetic resistance in target pest organisms (Eastham 2002).

So far, the majority of studies on the effects of GM crops on soil biodiversity, have focused on Bt-modifications (*Bacillus thuringiensis*) (Icoz and Stotzky 2008). However, these modifications mainly target insect resistance, and their impact on the bulk of soil biodiversity is likely to be indirect and negligible (Kowalchuk, Bruinsma et al. 2003).

In contrast, the main question related to soil biodiversity is whether the effects of the GM-crops fall outside the normal operating range (NOR) of soil organisms, which defines their normal metabolic and physiological fluctuations within agricultural systems.

Large studies in this area include farm-scale analyses in the UK38, the EU-project Ecogen (Krogh and Griffiths 2007) and the Dutch ERGO-programme39. But since soil biodiversity is so variable and diverse, the identification of such NORs is highly complicated. Moreover, soil tillage, fertiliser application and pesticide use already exert large effects on soil communities. If the effects of such practices are also considered to fall within the NOR, then it is expected that the effects of most currently known GM-crops will also easily fall within this range (Kowalchuk, Bruinsma et al. 2003; Weinert 2009).

Out-crossing of GM traits to wild plant species has been studied intensively, but the question how these introduced genes may influence soil biodiversity in nature is still an open question. Indeed, few studies have identified some impacts on soil organisms. The main identified impacts of GM crops on soil communities can be divided depending on the considered functional groups.

#### → IMPACTS ON CHEMICAL ENGINEERS

GM crops can influence microbial communities by several ways: altering the quality and the quantity of growth substances (Oger, Petit et al. 1997), the structure of the bacterial community (Di Giovanni, Watrud et al. 1999), the efficiency of microbial mediated processes (Hopkins, Webster et al. 2001), or the genetic transfer between GM crops and bacteria.

However, this last impact has recently been debated by the scientific community and the transformation frequencies under field conditions are supposed to be very low (Demaneche, Sanguin et al. 2008). It is important to underline that the public debate about antibiotic resistant genes in transgenic plants should not divert the attention from the real causes of bacterial resistance to antibiotics, such as the continued abuse and overuse of antibiotics prescribed by physicians and in animal husbandry (Lynch,

<sup>38</sup> [www.defra.gov.uk/Environment/gm/fse/](http://www.defra.gov.uk/Environment/gm/fse/) ; last retrieval 10/08/09

<sup>39</sup> [www.defra.gov.uk/Environment/gm/fse/](http://www.defra.gov.uk/Environment/gm/fse/) ; last retrieval 10/08/09

<sup>39</sup> [www.nwo.nl/NWOHome.nsf/pages/NWOA\\_6N4LKX\\_Eng](http://www.nwo.nl/NWOHome.nsf/pages/NWOA_6N4LKX_Eng) ; last retrieval 10/08/09

Benedetti et al. 2004). In any case, most of the studies that have been conducted have detected some effects (e.g. transfer of transgene to soil bacteria) (Bruinsma, Kowalchuk et al. 2003). In addition, GM crops have been reported to alter the mycorrhizal colonisation of roots (Turrini 2008).

#### → IMPACTS ON BIOLOGICAL REGULATORS

Small impacts are in general highlighted. For example, the analysis of the soil fauna in agricultural fields cultivated with genetically modified tobacco plants has shown an increased number of nematodes and a decreased number of collembola (Donegan, Seidler et al. 1997). The majority of the studies are focused on nematodes and long-term studies on microarthropods included in this functional group are rarer (Heckmann, Griffiths et al. 2006).

#### → IMPACTS ON ECOSYSTEM ENGINEERS

The influence of GM crops on earthworms varies depending on the considered genetic modification and earthworm species, ranging from no effects to slightly significant effects. For example a type of GM plants has been shown to influence the cocoon hatchability of an earthworm species (Vercesi, Krogh et al. 2006), while another type has no significant effect on all the analysed earthworm species.

For the future, studies may need to focus on specific functions, rather than on biodiversity as a whole. Decomposer functions and enzymatic functions are important candidates for such studies, as they are crucial for the cycling of elements through ecosystems. Also, we need to move more towards a predictive system that can help to estimate how specific modifications can influence soil biodiversity and functions inside and outside cropping systems. Until a system is devised to establish the full consequences of GM crops on soil functioning, for example on litter decomposition and carbon and nutrient cycling (Powell 2009), the consequences of specific modifications will need to be evaluated on a case by case basis (Kowalchuk, Bruinsma et al. 2003).

This is likely to become an issue of increasing importance in the future. Indeed, for obvious reasons of increased crop productivity, the area employed for culturing GM crops has been constantly increasing in the last years (Figure 4-15).

### INCREASE IN GLOBAL AREA OF BIOTECHNOLOGY CROPS – 1996 TO 2003




Figure 4-15: Area employed for culturing GM crops from 1996 to 2003 (James 2003)

#### Box 20: Taking into account biodiversity in ecosystem risk assessments

The main objective of the Ecosystem Risk Assessment (ERA) methodology is to identify the origins and quantify the impacts of human activities on natural ecosystems. To this end, ERAs must assess the ecological integrity of ecosystems. Although ecological integrity is tightly linked to the state of biodiversity, since it can be defined as the condition of relatively unaltered ecosystems, which contain a full suite of native species, **biodiversity has so far been neglected in environmental assessments**. This is because biodiversity is often considered too broad and vague a concept to be applied to real-world regulatory and management problems.

Measurable indicators can be selected to assess the status of biodiversity over time. For instance, useful, measurable indicators can be chosen that correspond to the different functions (e.g. soil organic matter decomposition) or different levels of biological organisation (e.g. landscape, **community**, species). Particular attention should be paid to validate the relationships between indicators and the components of biodiversity they represent (Noss 2000), and to ensure that they allow to answer the specific question that the assessment is intending to answer. A comprehensive indicator considering all the aspects of biodiversity does not exist.

Some attempts have been made. Biodiversity assessment is not so uncommon in site specific ecological risk assessment (e.g. using the TRIAD approach). Recently, a methodology was proposed for performing a **qualitative** assessment of soil quality, based on the analysis of the possible effects of soil contamination on ecosystem biodiversity. Such methods could be first good tools for policy makers (Semenzin, Critto et al. 2009). However, methods capable of assessing the impairment of soil biodiversity **quantitatively** are still lacking.

However, given the different impacts of chemical pollution on soil organisms, significant impacts of chemical pollution on soil biodiversity functioning and related services can be expected (Table 4-5).

**Table 4-5: Possible impacts of chemical pollution on soil biodiversity related services, on the basis of its impacts on soil organisms**

Chemical pollutant	Affected soil organisms	Affected soil function	Affected soil service
Pesticides	Biological regulators, ecosystem engineers	Organic matter decomposition, residue fragmentation	Nutrient cycling, soil fertility
Pesticides	Chemical engineers (microorganisms), biological regulators (micro-fauna)	Mineralisation, immobilisation	Nutrient cycling, soil fertility
Pesticides	Ecosystem engineers	<b>Bioturbation</b> , Soil structure regulation Soil organic matter production	Nutrient cycling, soil fertility, Water regulation
Pesticides	Biological regulators	Population control	Pest control
GM plants	Chemical engineers	Mineralisation, organic matter decomposition	Nutrient cycling, soil fertility
Industrial chemicals (heavy metals)	Chemical engineers		Nutrient cycling, soil fertility
Industrial chemicals (heavy metals)	Biological regulators ( <b>Nematodes</b> )	Soil structure regulation Soil organic matter production and transformation, regulation predation	Nutrient cycling, soil fertility, pest control, water control, climate control
Industrial chemicals (heavy metals)	Ecosystem engineers (Earthworms)	Soil structure regulation Soil organic matter production and transformation	Nutrient cycling, soil fertility; water control
GM plants	Ecosystem engineers (Earthworms)	Soil structure regulation Soil organic matter production and transformation	Nutrient cycling, soil fertility; water control

In conclusion, when analysing what are the most affected soil functions by chemical pollution, we can see that organic matter degradation and soil structure regulation are highly altered functions. As a consequence, the soil fertility and nutrient cycling service together with the water control service are the most affected services by this category of threat.

#### 4. 5. 4. CURRENT AND FUTURE TRENDS

Humans currently use more than a third of the production of terrestrial ecosystems and about half of usable freshwaters. To obtain such productivity, terrestrial nitrogen supply and phosphorus liberation have been doubled through the addition of fertilisers and deleterious species have been controlled through pesticides. Likewise, we have significant quantities of pesticides have been created and released globally, causing a mounting pressure on soil organisms. Pesticide production in the world has increased by 400% between 1960 and 1990. At this rate, pesticide production will be almost twice that of today by 2020, and three times the present amount by 2050. Indeed, this probably gives a much higher figure than in a realistic scenario and even if the EU consumption is high, reaching a total of almost 300 000 tonnes in 2001 in EU-15 (see

following table) recent EU legislation to limit the use of pesticides will probably help in controlling EU pesticide consumption in the future.

Projections for 2050 show an increase from 1.9- to 4.8-fold. Should trends continue, by 2050, humans and other organisms in natural and managed ecosystems would be exposed to markedly elevated levels of pesticides (Tilman, Fargione et al. 2001).

Regarding GMO, since the first large-scale cultivation of transgenic insect-resistant crops in 1996, the global area of transgenic crops has increased 47-fold, from 1.7 million hectares to 81 million hectares in 2004 (James 2003). The dominant trait introduced in cultivated transgenic crop plants is herbicide tolerance, followed by *Bacillus thuringiensis* (Bt) based insect resistance. Today, the four major genetically modified crops are herbicide tolerant soybean and canola, and Bt maize and cotton (James 2003). For vegetable crops, tomatoes with delayed fruit ripening and potatoes with insect and virus resistance are the two commercialised transgenic crops. However, several novel traits have been already introduced in vegetable crops, but are not yet commercialised. For example, in recent years considerable success has been achieved in introducing abiotic stress tolerance, quality traits and expression of various proteins and **enzymes** of pharmaceutical and industrial importance. Indeed, in the future the commercial trends of GMO may be less impressive than thought at the beginning, due to active opposition of public and environmental NGOs which plead in favour of the precautionary principle and ask for a moratorium on GMO products.

**Table 4-6: Trends in EU pesticide consumption rates in 2001 (source: INRA)**

	Fungicide		Herbicides		Insecticides		Others		Total	% (a)	SAU/SAU UE 15 (b)	Ratio (a)/(b)
	Tonnes	%	Tonnes	%	Tonnes	%	Tonnes	%				
France	54130	54,3%	32122	32,2%	2487	2,5%	10896	10,9%	99635	34,3%	21,0%	1.6
Italy	23288	51,8%	8191	18,2%	9747	21,7%	3741	8,3%	44967	15,5%	11,0%	1.4
Spain	13790	33,7%	10374	25,4%	11631	28,4%	5099	12,5%	40894	14,1%	21,1%	0.7
Germany	8418	32,1%	13337	50,9%	868	3,3%	3601	13,7%	26224	9,0%	12,1%	0.7
Portugal	13915	56,0%	6399	25,7%	2616	10,5%	1926	7,7%	24856	8,5%	2,9%	2.9
UK	3628	18,0%	11817	58,6%	857	4,2%	3874	19,2%	20176	6,9%	12,0%	0.6
Greece	4860	43,7%	2650	23,9%	2638	23,7%	963	8,7%	11111	3,8%	6,0%	0.6
Netherlands	3628	46,1%	2172	27,6%	227	2,9%	1840	23,4%	7867	2,7%	1,4%	1.9
Belgium	1595	31,5%	2345	46,3%	560	11,1%	566	11,2%	5066	1,7%	1,1%	1.5
Austria	1088	38,6%	1317	46,7%	94	3,3%	322	11,4%	2821	1,0%	2,4%	0.4
Denmark	511	19,5%	1925	73,5%	66	2,5%	116	4,4%	2618	0,9%	1,9%	0.5
Sweden	339	18,2%	1462	78,4%	24	1,3%	40	2,1%	1865	0,6%	2,2%	0.3
Finland	192	13,4%	1120	78,2%	42	2,9%	78	5,4%	1432	0,5%	1,6%	0.3
Ireland	410	30,7%	795	59,6%	84	6,3%	45	3,4%	1334	0,5%	3,1%	0.2
EU 15	129792	44,6%	96026	33,0%	31941	11,0%	33107	11,4%	290866	100%	100%	

## 4.6. INVASIVE SPECIES

### 4.6.1. IMPACTS OF INVASIVE SPECIES ON SOIL BIODIVERSITY

Biological invasions are one of the fifth key worldwide threats for biodiversity and ecosystem functioning. Exotic species are called invasive when they become disproportionally abundant in their new environment. Traditionally, biological invasions are species that cross artificial barriers, for example helped by transport or tourism. Currently, global warming enhances the spreading of species from lower to higher latitudes and altitudes.. As invasive species may disturb ecological relationships or nutrient and energy flows through ecosystems, they can have major direct and indirect impacts on ecosystem goods and services and on native biodiversity.

Invasive species are known for any life form: vertebrate animals, invertebrates (e.g. insects), plants, and microbes. Invasive vertebrate animals occur on all continents, but their largest effects are in areas where species with such traits did not occur before. For example, deer and rats in New Zealand have major impacts on vegetation structure and nutrient cycling (Wardle, Yeates et al. 2001; Fukami, Wardle et al. 2006). Invasive plants are widespread both in Europe and in all other continents. Their impact seems larger in for example North America, Australia, New Zealand and South Africa, but the number of invasive plant species in Europe and their impact on ecosystems are also considerable. Invasive insects are numerous in Europe, as well as in other continents. A famous example is the Colorado beetle, which threatened potato crops in the 1950s and 1960s, whereas currently corn in south-eastern Europe is attacked by western corn root worm that originates from North America (Ciosi, Miller et al. 2008). This root-feeding insect is still expanding north-west wards. Invasive earthworms are mainly known in North America (most of them coming from Europe) and in the tropics (Bohlen, Groffman et al. 2004; Gonzalez 2006). Soil biodiversity can be influenced by all these types of invasive species. Indeed, the application of a realistic strategy based on biodiversity to effectively fight this threat would need further studies.

#### → IMPACTS ON CHEMICAL ENGINEERS

The strongest impact on chemical engineers comes from invasive plants that have traits that differ from the resident vegetation (van der Putten, Klironomos et al. 2007). In most cases, such plants will be nitrogen fixing (Liao, Peng et al. 2008). For example, nitrogen fixing Acacia trees in Portuguese sand dunes can make use of local **sympiotic** nitrogen fixing microbes (Rodriguez-Echeverria, Crisostomo et al. 2009), which change the soil conditions by enhancing carbon and nitrogen stocks, as well as changing **catabolic** soil properties (Marchante, Kjoller et al. 2008). These changes may result in altered soil conditions that can promote the invasion (Marchante, Kjoller et al. 2008). However, in the case of invaders that do not have such particular traits, the effects observed on nutrient dynamics can also be neutral, or even negative (Ehrenfeld, Ravit et al. 2005; Liao, Peng et al. 2008). As plants have species-specific effects on the microbial **rhizosphere community** composition (Grayston, Wang et al. 1998; Kowalchuk, Buma et al. 2002), invasive plants will alter the relative abundance of microbial species in the soil. However, as all plants can do this, including native plants, those effects will have little impact on soil biodiversity.

Invasive plants can influence the **community** structure and the abundance of **mycorrhizal** fungi. For example, European crucifer plants reduce **mycorrhizal** inoculum, which can have negative effects on natural tree recruitment in North American forests (Stinson, Campbell et al. 2006), and impair the re-establishment of native grassland plants in Californian grasslands (Vogelsang and Bever 2009). Introduced, non native plants, such as the European forest understory forbs (*Alliaria petiolata*) in Canada, even if they are not invasive, are also known to suppress local arbuscular **mycorrhizal** fungi, thereby limiting natural forest regeneration (Stinson, Campbell et al. 2006). Suppression of native **mycorrhizal** fungi by invasive plants may be due to their selectivity; some invasive plants only become infected with a small portion of all native **mycorrhizal** species present (van der Putten, Kowalchuk et al. 2007). For example, St. John's Wort in North America has lower **mycorrhizal** dependency than populations of the same species in Europe (Seifert, Bever et al. 2009). Interestingly, such effects on arbuscular **mycorrhizal** fungi have been reported mostly from outside Europe; whether they also occur in Europe is not well known.



Introduced invertebrates and vertebrates can alter the soil microbial **community** and their functioning. For example, in a large number of long-term enclosure experiments in New Zealand, it has been shown that the introduction of large grazers in nature reserves influences vegetation development and soil nutrient dynamics (Wardle, Yeates et al. 2001). In another case, introduced rats killed shore birds that nest on the ground. In rat-free islands, these birds transfer nutrients from sea to land, which stimulates soil microbial activity. On islands with rats, the stimulation of microbial activity was strongly reduced (Fukami, Wardle et al. 2006). In Europe, soil microbial activity can also be reduced by invasive New Zealand flatworms. As these flatworms are predators of earthworms, they indirectly reduce microbial activity. Whether or not they reduce microbial diversity is not known (Boag, Yeates et al. 1998).

### → IMPACTS ON BIOLOGICAL REGULATORS

Plant invasions may be favoured by the release of pathogen control in the introduced range. Indeed, in natural conditions, root herbivores and soil pathogens are important regulators of spatial and temporal changes in the composition of natural vegetation (Yeates, Wardle et al. 1999; Wardle 2002; Bever 2003; Van der Putten 2003). Evidence shows that soil pathogens and root herbivores play important roles in controlling plant abundance (Klironomos 2002), plant species diversity (Packer and Clay 2000; De Deyn, Raaijmakers et al. 2003), and vegetation succession (Van der Putten, Van Dijk et al. 1993; De Deyn, Raaijmakers et al. 2003). Root-feeding insects may cause dramatic decline of plant populations (Blossey and Hunt-Joshi 2003). In contrast, effects of root-feeding **nematodes** vary from marked, generalised reduction in plant production (Stanton 1988), to localised damaged patches, and their effects may depend on interactions with, for example, pathogenic soil fungi (De Rooij-van der Goes 1995; Van der Putten and Van der Stoel 1998).

In their introduced range, invasive plants have fewer pathogens, **parasites** or viruses than in their natural range or than other native plant species around them. Evidence is rising that this may be due to escape from soil pathogens. For instance, (Levine, Vila et al. 2003), overall invasive exotic plants tend to have less **nematodes** than related natives (van der Putten, Yeates et al. 2005). For example, Marram grass, which has been intensively planted for sand stabilisation in European coastal dunes since the 19<sup>th</sup> century, has eight species of plant **parasitic nematodes** in the central part of its range (coastal fore dunes in north-western Europe). However, this number drops towards the extreme parts of the range, in the Mediterranean and in southern Sweden and northern Germany. Interestingly, marram grass is more abundant and persistent in non-native dunes than in stabilised dunes of its natural range. This seems to be because in its new range, marram grass still has a number of generalist root-feeding **nematodes**, whereas the specialists, such as **cyst nematodes** and root knot **nematodes**, are absent (van der Putten, Yeates et al. 2005). However, other studies have shown contrasting patterns, with lower densities of root-feeding **nematodes** in the invaded range compared to the native range (Virginia, Jarrell et al. 1992), higher richness of **nematodes** on the invasive weed *Tradescantia fluminensis* compared to areas without this invasive weed (Yeates and Williams 2001), or similar densities of root-feeding **nematodes**, shared among the invasive and the native plant species (Knevel, Lans et al. 2004).

There have been very few reports on the effects of invasive species on **microarthropods**. **Microarthropods** seem to be influenced most by invasive earthworms (Migge-Kleian, McLean et al. 2006), but such examples are quite rare in Europe. Invasive exotic plants can also influence microarthropod communities when

they produce different litter than the native plant species. For example, the Japanese stilt grass that invades south-eastern United States has more phosphate-rich litter than native plants and this enhances mite abundance, which reduces other **microarthropods** (McGrath and Binkley 2009). Also in other examples invasive plants reduced microarthropod communities (Pritekel, Whittemore-Olson et al. 2006). **Microarthropods** from warmer climate regions invade the Antarctic, partly due to human traffic, e.g. intensified tourism (Hugo, Chown et al. 2006; Sinclair, Scott et al. 2006).

Overall therefore, it appears that soil biological regulators populations tend to be reduced by invasive species. This may actually favour the invasiveness of some introduced plants, which find themselves released by their plant pathogens and root-herbivores. Although these effects may be substantial, some native plants may in fact have comparable effects (De Deyn, Raaijmakers et al. 2004).

#### → IMPACTS ON SOIL ECOSYSTEM ENGINEERS

Probably the strongest effect on ecosystem engineers reported thus far is that of invasive New Zealand flatworms in the UK, which are a predator of indigenous earthworms (see also the impact on chemical engineers). Through their effects on native earthworms, invasive flatworms may have large effects on soil microbial communities and their activities, as well as the effects on soil moisture dynamics, soil properties and plant **community** composition (Boag, Yeates et al. 1998). Moreover, as earthworms can control plant enemies, such as **nematodes** (Blouin, Zuily-Fodil et al. 2005), invasive flatworms could also have an impact on agricultural crop protection. This may also stretch to plant-aboveground insect relationships, which can be controlled by earthworms (Wurst, Dugassa-Gobena et al. 2004; Wurst, Langel et al. 2005).

### 4. 6. 2. CURRENT AND FUTURE TRENDS

#### → SOIL ORGANISMS CONTROL PLANT INVASIONS

Soil organisms are a key factor in controlling plant abundance. When plants run out of this control, they can become invasive (Van der Putten 2003). This applies to both classic invasions (Klironomos 2002) and to global warming influenced invasions (van Grunsven, van der Putten et al. 2007; Engelkes, Morrien et al. 2008). Plants that are spreading faster, or further, than their natural soil pathogens can become invasive in their new range. An example is black cherry, which was planted in the north-western European forest. In North America, this tree is controlled by native soil pathogens (Packer and Clay 2000), but this control is absent in Europe, as the trees have been introduced but not their pathogens (Reinhart and Dollahon 2003). However, very few of the introduced plant species really become invasive. The estimate is that one to ten of every thousand introduced plant species is becoming invasive (Williamson 1996). Probably, in many of the exotic plants that do not become invasive, soil biodiversity contributes to plant control by root herbivores or soil pathogens that switch from native plants to the invaders. In that respect, soil biodiversity serves as a reservoir of potential enemies against invasive plants. This is crucial, as the control of invasive plants costs the European Community billions of Euros on an annual basis.

There have been biological control programmes involving release of root-feeding insects, for example to control Knapweed (*Centaurea maculosa*) in the USA (Clark, Brown et al. 2001; Clark, Brown et al. 2001), although such introduced enemies also

can exert negative effects on other plants (Callaway, DeLuca et al. 1999). However, no programmes involving the release of soil pathogens or root-feeding **nematodes** are known in order to control plant invasions; the few plant-feeding **nematodes** tested parasitize aboveground plant structures (Robinson, Orr et al. 1979).

#### → GLOBAL CHANGES AND INVASIONS

The incidence of biological invasions is increased by other large-scale changes in the environment. Urban areas are a major source of invasive species and they also can act as stepping stones for plant range expansion under climate warming; because of the relatively high temperatures in cities, many plants from warm regions can survive there and they may break out when temperatures in the surroundings of the cities increase. Other disturbances, for example due to land-use change, open up possibilities for invasive plants (Ward and Masters 2007).

It will be impossible to control all exotic species. Most of them, such as the large number of exotic garden plants, have not yet made it to invasive exotic weeds. High soil biodiversity will enhance the chance that potential control organisms are present in the soil from the invaded range and that this contributes to biotic resistance against the invasive plants. What would be far more risky is to consider the introduction of pathogens from the native range, as they may switch to other hosts and reduce the performance of native plant species. This may become an important subject when plant range migrations towards previously colder regions will take place.

The consequence of successful range-expansions of plants as a consequence of the current global warming for plant invasiveness can be massive. Thus far, there have been some first studies showing that these range expansions indeed can make plants escape from their native soil pathogens (Van Grunsven, Van der Putten et al. 2009). These developments need to be carefully studied, in order to assess their possible consequences for nature management and biodiversity conservation.

#### → PREVENTION

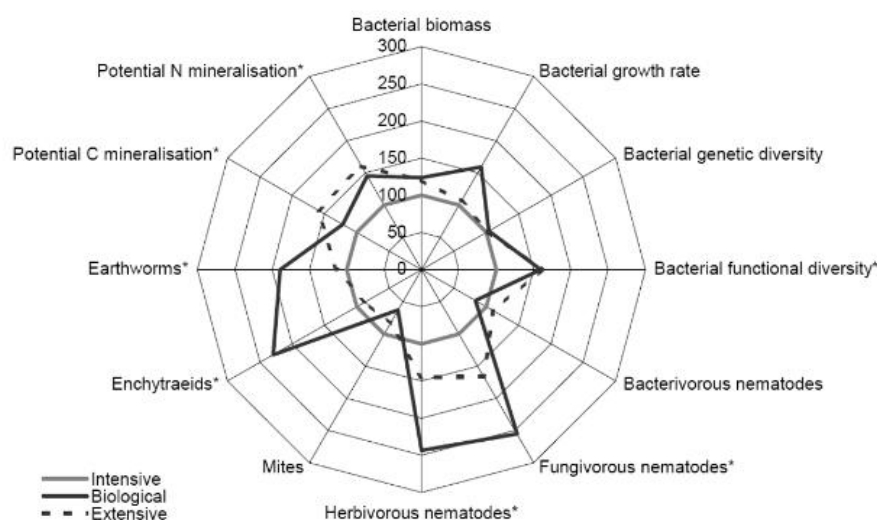
There are many strategies for controlling invasive species. However, very few, if any, make use of soil biodiversity, although it could provide an interesting source of local control mechanisms. Recent studies have shown that many native plants are controlled by native soil pathogens and release from these pathogens can enhance plant invasiveness in a new range. The possible strategy of using pathogens from the invaded range to control exotic plants clearly requires further studies. Nevertheless, this strategy, instead of introducing pathogens from the native range, would mean reducing the risks due to one problem (that of the invasive plant) by potentially creating another one (that of introducing an alien pathogen).

One way to prevent that potential invaders are introduced is through the limitation of imports on plant materials. A complication is that so relatively few species become invasive and that there is so little general predictability about which species are going to become invaders. There are some rules of thumb, for example that exotic plants forming many seeds, which grow on wasteland and that have become invasive in other areas with the same climate conditions, can become invasive more easily than slow growing, fast reproducing species from undisturbed **habitats**. In the near future, more and more States will come up with import limitations, but such permits only operate well when executed at the scale of the whole Europe.

Soil management practices have important and sometimes immediate effects on soil biodiversity and the resulting ecosystem services. Often, the impacts of land management are organised into syndromes. For example, intensively managed land is often fertilized by mineral fertilizers, intensively tilled, heavily compacted during harvesting, and cropped with a limited variety of crop species. This results in high pest and pathogen pressure, which requires regular spraying with biocides, as well as weed eradication by herbicides. These conditions are unfavourable for carbon storage in the soil, they enhance the risk of leaching of nutrients and reduce the water holding capacity, which pollutes ground- and surface water and which enhances the risk of flooding downstream during and after heavy rainfall. Therefore, management practices should aim at diminishing these accumulations of disturbances (e.g. in the case of intensive agriculture), as well as provide opportunities for enhancing the **resilience** of soil ecosystem services by conserving soil biodiversity. These activities may lead to what can be called sustainable management practices. Given that management practices are typically applied by farmers, who have long-term and influential contacts with the land, their interest and motivation in addressing the threats to soil biodiversity will have a strong influence on the maintenance of this diversity.

The main mechanism explaining the changes in soil biodiversity with increased intensification of management practices is linked to organic matter input. Organic matter drives the soil foodweb, and depending on the type, it will drive bacteria- (low C:N) or fungi- (high C:N) dominated food webs (Box 18). Greater litter inputs in grasslands encourage fungal-dominated microbial communities (Yeates, Bardgett et al. 1997), and a greater diversity of **nematodes** (Wasilewska 1994; Yeates, Bardgett et al. 1997) and **microarthropods** (Siepel 1996). The enhanced microbial activity may also enhance the biological regulators, and thus reduce nematode and soil pathogen incidence (Freckman 1988; Griffiths, Ritz et al. 1994). In contrast, in intensively managed (fertilised) grasslands or croplands, microbial communities are depressed (Lovell, Jarvis et al. 1995) and shift to opportunistic bacteria-dominated communities (Bardgett, Frankland et al. 1993; Bardgett and Leemans 1996). In turn, this tends to favour opportunistic bacteria-feeding fauna. Soil tillage practices disturb fungal **hyphae** and the larger earthworm species that visit the soil surface to obtain plant material for food, such as **anecic** earthworms (Emmerling, Schloter et al. 2002). Biomass and abundance of **anecic** earthworms are reduced by a factor of 1.3-3 in conventionally managed soils when compared to organic management types (Pfiffner and Mader 1997; Siegrist, Schaub et al. 1998; Mader, Fliebbach et al. 2002). Conventional management also results in poorer soil aeration and soil drainage.

These trends are illustrated in the following figure, where extensive management represents an intermediate state between organic (biological) and intensive management.



**Figure 4-16: Soil biotic variables in biological, extensive and intensive grassland farms on sand. Intensive is set to 100%; \* indicates statistically significant difference ( $p < 0.05$ ) between categories (Bloem, Schouten et al. 2003)**

#### 4. 7. 1. SOIL MECHANICAL FARMING PRACTICES

##### → MULCHING / LIGHT SOIL SEALING

Mulching consists of covering the soil surface to protect against erosion and to enhance its fertility. Mulch is usually applied towards the beginning of the crop growing season, and may be reapplied as necessary. It serves initially to warm the soil by helping it retain heat and moisture. A variety of materials can be used as mulch, including organic residues (e.g. crop residue, hay, bark), but also manure, sewage sludge, compost, rubber or plastic films. Mulching limits weed growth while conserving soil moisture and moderating soil temperature, virtually eliminating erosion.

Organic mulches are also a source of nutrients for the soil when they break down, thereby stimulating chemical engineers activity (Bush-Brown 1996). In an experience of wide extension trials using manure compost in Australia, the first year of mulching application led to 70% mineral fertilisers savings (Moral, Paredesa et al. 2009).

In addition, mulches can improve soil architecture by providing pore spaces which can support fungi and root growth, serve as habitat and refuge from predators for biological regulators and soil engineers. In the long-term, mulching systems favour **anecic** and **epigeic** earthworms (they can have a biomass up to 12 times higher in mulch cropping systems compared with conventional systems), whereas organic and conventional farming systems are favourable to **endogeic** earthworms (Pelosi, Bertrand et al. 2009).

It is critical that mulches are used that do not contain contaminants. Other options, for example *in situ* mulching where plant residues are left in the field instead of burned, should be done such that it does not promote re-infestation sources of pathogens.

#### → APPLICATION OF ORGANIC RESIDUES (COMPOST/ MANURE/ SLUDGE)

Application of animal manure, sludge or other carbon-rich wastes, such as coffee-berry pulp or compost, improves the organic matter content of the soil. For agricultural purposes, it is usually better to allow for a period of decomposition of the organic residues before applying them to the field. This is because addition of carbon-rich compounds immobilises available N in the soil temporarily, as micro-organisms need both C and N for their growth and development. Composting is precisely the recycling and transformation of organic material (usually from plant residues), into **humus** form to improve agricultural production.

Organic waste on crop fields increases the food available to chemical engineers and soil engineers. Thus soil structure is stabilised and soil organic matter decomposition improved (Six, Bossuyt et al. 2004). In India, introduction of organic compounds derived from composted urban organic wastes increased the biomass of earthworms by a factor of four (from 4 g/m<sup>2</sup> to 18 g/m<sup>2</sup>) and other macroinvertebrates by a factor of five (from 3 g/m<sup>2</sup> to 16 g/m<sup>2</sup>) (Senapati 2000).

The different types of organic residues do not all have the same impact on soil fauna. The density of soil macrofauna was higher in farmyard manure (FYM) and in municipal solid waste compost (MSW) than in control soil with no organic inputs (C), biowaste (BW) and green waste composted with sewage sludge. Both manure and solid waste compost include much air space, suggesting they help create good habitat conditions for macrofauna.

Application of organic residues is a cheap, efficient and sustainable treatment.

### 4. 7. 2. CHEMICAL TREATMENTS

#### → PESTICIDES

Pesticides are used as a prevention or remediation measure against crop pests and diseases. Most of the chemical treatments are preventive, with seeds treatments (fungicides, insecticides, birds' and wild boars' repellents) and periodic preventive treatments (herbicides, fungicides, insecticides). One-off curative treatments allow avoiding sudden pest invasions, with a locally high chemical spread locally destroying soil biodiversity. Curative treatments are applied among developed and fragile crops, and are more constraining and expensive to farmers, who tend to limit their usage and opt for a more preventive management of pests.

All pesticides, whether applied directly, or targeted at the aboveground parts of the plant or the pests, are likely to end up in the soil and in contact with soil organisms. Their effects are highly variable, depending on the type and amount of pesticide, soil environment, and biotic group considered. Generally however, the impacts are not restricted to the target but can have disruptive effects on the entire biological regulatory capacity of the soil **community**.

#### → FERTILISERS

Mineral fertilisers are chemical compounds usually applied through the soil to promote plant growth by providing plants with the necessary nutrients for their growth. They can be organic (manure, compost) or inorganic and produced industrially from chemicals. Nitrogen fertilisers are the most common form of fertilisers used in Europe.

High levels of some inorganic nitrogenous fertilisers provide chemical engineers with easy to use nitrogen, thereby boosting their activity. This increases the rate of decomposition of low quality organic inputs and soil organic matter, resulting in the continuing decline of soil organic matter content which, ultimately, results in loss of soil structure and waterholding capacity. In addition, inorganic nitrogen fertilisers also result in the presence of high ammonium concentrations, that stimulate nitrification (Box 7), resulting in excess nitrate leaching from the soil and contaminating water tables.

#### 4. 7. 3. CROP MANAGEMENT

##### → CHOICE OF THE CROPS SPECIES

The choice of the cultivated crop is important as it defines the kind of habitat available to soil fauna. For example legumes can act as natural fertilisers, improving the nitrogen concentration in soil, thanks to the symbiotic relationship they establish with *Rhizobia* (Box 1).

The growth rate and the yield of the crop also determine how much soil and soil fauna are impacted by agricultural practices. Rapid growth crops and high-yielding crop varieties like maize or fast growing energy crops demand an amount of energy and resource from soil, which then need to have time to recover. Such soil recovery cannot occur if the following crop is another rapid growth or high-yielding crop, such as maize, or elephant grass, which is used for biofuel production. In that way, successive cycles of fast-growing/high yield crops will result in a depletion of soil organic matter and thus of the soil fauna which feeds on it with all negative consequences for soil structure and the related ecosystem services.

##### → CROP ROTATIONS

Crop rotations are used to counter the negative effects of monocultures, which end up draining nutrients from the soil, as the same crops are grown year after year by varying the crops in a given field. Crop rotations can also help avoid the build-up of pathogens and pests, as the alternation of crops modifies the associated communities of biological regulators. For instance, crop rotation often involves the replenishment of nitrogen through the use of leguminous crops in sequence with cereals. A common form of rotation is a three year cycle, where wheat is grown the first year, leguminous plants in the second year, effectively turning the field into a pasture, and finally the land is left to rest (fallow) in the third year. Long-term studies have shown that such management practice generates great variations of the soil carbon level and total soil nitrogen, depending on the period of the rotation. Soils have higher carbon levels in pasture lands and pasture lands which were previously cereal fields than in permanent cereal fields (Boellstorff 2008). Continuous leguminous cropping can increase soil carbon storage and total soil nitrogen by up to 20% in the 0-15 cm soil depth compared with rotation including cereals (Bhattacharyya, Prakash et al. 2009).

#### 4. 7. 4. LANDSCAPE MANAGEMENT

##### → HEDGEROWS AND GRASSY FIELD MARGINS

Establishing hedgerows or grassy strips at the edge of arable fields are commonly used methods in Europe. They offer a stable habitat, food, and a protective environment for soil fauna next to the intensively managed fields. For example, six metre wide strips

increase the number and variety of species such as earthworms, beetles, and various biological regulators, resulting in improved soil fertility, and possibly improved pest control. These strips can be placed around fields, so-called field margin strips, but they can also be installed across fields, so-called beetle banks. This far, such ecological islands have been considered mainly for aboveground purposes, such as the promotion of natural enemies of aboveground plague insects. Hedgerows are even more favourable to soil organisms, in particular biological regulators, than grassy field margins, however, due to their low mobility; the soil organisms will have only limited dispersal into the fields. That also counts for field margins, in which 10% of the soil-dwelling species present in farmland were found to occur exclusively. This makes these habitats important sources of biodiversity (Smith, Potts et al. 2008), albeit that their effects on soil biodiversity in the adjoining fields will decline sharply with distance, due to poor mobility of the soil biota.

#### 4. 7. 5. TOOLBOX OF MANAGEMENT PRACTICES

Some soil management practices can be used to restore soil functions, through the action of soil fauna. Some examples are presented in Table 4-7 for a series of characteristic soil problems. A (+) indicates a practice which can have a positive impact on remediating to the problem and a (-) a practice with no impact on the problem. For instance crop-rotation helps pathogen build up, which reduces the need for pesticides; it may also improve carbon storage and thus soil structure.

**Table 4-7: Soil biological problem and remediation role of different management practices. Legend: + = Positive effect; - = No effect; +/- = Intermediate effect**

	Poor structure	Low SOM	High pesticide levels	High salinity	High pollutant levels
<b>Bioremediation</b>	-	-	+	+	+
<b>Compost</b>	+	+	+/-	+	+/-
<b>Manure</b>	+	+	-	+/-	-
<b>Crop rotation</b>	+/-	+/-	+	+	-

#### 4. 7. 6. CONCLUSIONS

In this section, major threats and the soil degradation processes have been presented. However, it is important to highlight that, in reality several threats can interact with each other. For instance, the effects of a chemical pollutant (or a mix of chemical pollutants) will have even stronger impacts on a soil subject to land use change that triggers one or more soil degradation processes (e.g. organic matter depletion). It is known that a high soil biodiversity *per se* may help deal with interactive threats and increase the resilience of soil. But to date there is a clear need for further studies on those potential interactions (e.g. how climate change can influence the impacts of chemical pollution).

Moreover, large amount of work exist on the impact of a specific threat on an individual species or group of organisms, but studies to better understand the impacts of threats to specific functions and related services are still lacking. This is especially true for certain threats, such as GMOs. Additional research on this issue will help in answering the question if it would be better to preserve biodiversity *per se* or if it is possible to preserve specific biodiversity in priority.



Finally, it would be useful to determine the optimal scale of action (e.g. species, patch or landscape scale) to protect soil from deleterious impacts. This of course will depend on the considered threat. Thus, for climate change the scale of action is global, while for chemical pollution it can be local. When we protect soil biodiversity at a spatio-temporal scale targeting a specific functional group, we should also consider how the other functional groups, at lower or higher spatio-temporal scales, and their related services, are affected.

→ **MAIN RESEARCH GAPS**

- **Impacts of climate change on soil ecosystems, biodiversity and related functions, including impacts of altered precipitation rate, not limited to temperature**
- **Interactions between threats, and within the same class of threats, between similar deleterious factors (e.g. pollutants)**
- **Interactions between pesticides and biotic factors**
- **Research into the effects of pollutants on soils**
- **More research on the impacts of threats on soil functions and the services delivery**
- **Determination of the optimal scale of action, depending on the threat**
- **Research on the impacts of land-use changes taking into account the surrounding landscape**
- **Research on the sensitivity of decomposition rate to humidity**

*This page has been left intentionally blank*

## 5. INDICATORS AND MONITORING SCHEMES FOR SOIL BIODIVERSITY

Establishing the state of soil biodiversity requires the use of reliable indicators and the setting up of monitoring schemes -ongoing research is contributing to these two elements. Examples of research networks involved in soil biodiversity are presented in Section 7.

Much work has already been done in Europe on indicators of soil biodiversity and quality. A rather large number of papers and books show the usefulness of most soil organisms as indicators of soil quality and/or describe their responses to different effects (Paoletti 1999). The BIOASSESS project (1999-2002) produced a significant amount of work on the response of soil invertebrate communities (Collembola, earthworms and macrofauna) and other elements of biodiversity (plants, butterflies, birds and Carabidae) to landuse intensification. The ENVASSO (2006-2007) project addressed threats on soil biodiversity and proposed a set of minimal indicators based on their significance (based on sound science), acceptance of the methodology (existence of standardised methods), measurability and costs (Huber 2008). This section provides a synthesis of this work and describes the monitoring schemes that different European countries have developed.

### 5.1. INDICATORS

#### 5.1.1. USEFULNESS AND SELECTION OF INDICATORS

##### → USEFULNESS OF INDICATORS

##### **Why indicators**

Assessing the actual and predicting the future performance of ecosystems that are or may be influenced by human activities is essential to ensure a sustainable development. Changes in the environment (either natural or human induced) need to be highlighted as soon as possible, and their impact on the short and long term assessed, in order to predict the consequences on soil functioning and ecosystem services delivery. Thus managers and policy makers need tools to estimate and class the risk linked to ecosystem degradation and management practices in a holistic way.

In this context, there is a need for assessment tools that can capture the trends in biodiversity and ecosystem services. Unfortunately, direct measurements are often impossible to perform, due to methodological problems or practical reasons of cost and time. Simulation models which are developed as an alternative to direct measurements are also often highly impractical (Bockstaller and Girardin 2003). Therefore, there is a need for indicators to assist us in establishing baseline conditions and trends. Indicators also allow to establish threshold effects and to know the acceptable level of pressure exerted on soil.

Indicators are a way of presenting and managing complex information in a simple and clear manner. Essentially, ecological indicators have two main functions: an informative function, i.e. to decrease the number of measures and parameters that would normally

be required to represent a complex situation (e.g. an agro system), and a decision-aid function, to simplify the communication process through which information is conveyed to final users and to help achieve the initial objectives, (e.g. the sustainability of a farming system).

The development of indicators at the national, regional or local field level has become a common approach to meet the crucial need for assessment tools.

### **Value of indicators**

Two levels of information may be distinguished when using indicators: **headline indicators** that provide an overview of the situation at a high level of aggregation and **detailed indicators** that are needed to better understand underlying trends or existing links between policy measures and their effects. The challenge is to find an appropriate balance between simplification and completeness.

Indicators can serve different purposes. Many indicators are not aimed at being used to predict an actual impact, but to supply information about a risk or a potential effect (Halberg 1999). Indicators can also inform policy makers about the progress that is being made towards achieving a policy objective (Vos 2000), inform about specific questions, focus research, provide a basis for discussion and act as a communication tool. The role of the indicator may be to signal positive movements as well as negative ones. Others are also aimed at 'raising the alarm', meaning they should give information on negative impacts before they actually occur (Reus, Leenderste et al. 1999). They can be also a useful tool for prioritising which environmental information is most useful as part of an environmental information system.

Each purpose may be associated to a different target group. Different stakeholders have different information needs, and different indicators have to be developed to answer their specific needs. It does not mean that new monitoring needs to be developed, only that the data may be interpreted differently for different purposes.

### **Scale issues**

Many indicators relating to some aspect of biodiversity exist but none of them capture biodiversity in its entirety. Despite the need to agree and implement a method for measuring biodiversity status, no scientific consensus measure exists. The main difficulties in establishing operational indicators are due to the multidimensional nature of biodiversity which can be defined in terms of composition, structure and function at multiple scales (Noss 1990). For instance, while indication methods have been proposed that combine a number of factors related to biodiversity status (Jenkins 2003; Scholes and Biggs 2005), these methods allow for comparisons on large changes on the global biodiversity between different environments but may be insensitive to diffuse impacts like for instance the long term effects of habitat fragmentation, climate change or pollution.

The main challenge of indicators is to capture the variety of spatio-temporal scales over which environmental changes occur. The extrapolation of process measurements from one scale to another is extremely difficult and can lead to substantial errors. These extrapolations are generally based on the development of suitable models: sufficient information is usually available for one of the scales but extrapolating to the global level requires the use of modelling. Many of the problems with extrapolation stem from the presence of nonlinear relationships between processes and scale (King 1991; White and Running 1994). Some processes may operate only at certain scales, becoming redundant at other scales. The recognition and verification of the domains

within which each process operates represent an important research area attached to environmental monitoring. However, for management purposes and political decision making, it is important to consider a number of spatial scales. Indicators and most of the management activities should be planned in the context of the landscape level at least.

#### → SELECTION CRITERIA

To measure soil biodiversity, many different aspects need to be assessed, which requires the use of a set of various indicators. As a result, investigators have tried to design comprehensive indicators that combine a number of indicator parameters such as individual densities of indicator species or physico/chemical soil parameters. But for reasons of efficiency, data quality and repeatability, the number of indicators should be limited. Thus, the aim is to select the minimum set of indicators that adequately characterise soil biotic properties.

The choice of these indicators varies across a range of temporal and spatial scales and can be based on the following criteria:

- **Meaningful:** indicators must relate to important ecological functions and use good surrogates (e.g. recognised high value organisms as indicator groups). This ensures the indicators will serve their purpose accurately, i.e. monitor trends in soil biodiversity.
- **Standardised:** the selected parameters should be readily available and (almost) standardised. This ensures the comparability of data among sites.
- **Measurable and cost-efficient:** the selected parameters must be easy to investigate in the field and to sample, affordable, and must not be restricted only to experts or scientists, but should also be assessable by interested public (e.g. citizens). This ensures the indicators will be used in practice, and can be routinely collected.

Other relevant criteria for the selection of core set of indicators that accommodate environmental agencies and management practices needs as well as environmental experts, have been put forward (EEA 2005) Convention on Biological Diversity, Montreal, 2003)<sup>40</sup>:

- **Policy-relevance:** the selected parameters should be sensitive to changes at policy-relevant spatio-temporal scales, enable to capture progress towards policy targets, and allow for comparisons between a baseline situation and a policy target.
- **Spatio-temporal coverage:** the selected parameters should occur in the different soil types and land uses, e.g. at natural and managed sites. They should also be amenable to aggregation or disaggregation at different spatial scales, from ecosystem to national and international levels.
- **Understandability:** the indicators should be simple and easily understood (avoiding contradictory messages)
- **Accuracy:** the value of the indicators should reflect precisely and robustly the changes they monitor.

Indicators must be selected depending on the question to answer. Thus, despite the fact that the majority of criteria usually cited for the selection of appropriate indicators

<sup>40</sup> [www.biodiversity-chm.eea.europa.eu/stories/STORY1068016983](http://www.biodiversity-chm.eea.europa.eu/stories/STORY1068016983); last retrieval 16/09/2009

are suitable for every situation, the priority given to one or another aspect largely depends on the assessment purposes and the endpoint users.

### 5. 1. 2. MEASURING SOIL BIODIVERSITY

A huge number of methods exist to measure the activity, biomass and biodiversity of soil organisms. Some methods directly count the number of species and individuals present in a sample to calculate diversity, while others are based on a **community** approach, and rather estimate the activity of soil organisms, or of specific **functional groups**. In the past few years, considerable efforts have been made towards the standardisation of some methods. A working group of the ISO Technical Committee 190 Soil Quality reviewed appropriate candidates and proposed five methods for inclusion within the working programme, covering the main classes of soil invertebrates.

#### → ABUNDANCE AND DIVERSITY

The methodology used to estimate species diversity varies depending on the soil organism considered. The largest organisms are directly observable with the naked eye or with a microscope, while the presence of the smallest can only be estimated by complex molecular techniques.

#### Microorganisms

The diversity of microorganisms (including bacteria, fungi, but also **protists**) can be estimated through either of two approaches: cellular cultures and molecular biology methods.

- **Cellular cultures:**

Cellular cultures are used to encourage the controlled growth of microorganisms under laboratory conditions (e.g. in incubators or flasks containing appropriate growth medium). The main drawback of this method is that it is a selective protocol favouring the growth of some species compared to others. The proportion of cells that can currently be cultured is estimated to be only between 0.1% and 10% of the total population in a given soil sample. As a consequence, cellular cultures only reveal a subset of the original soil microbial **community**. Depending on the considered microorganism, the cost of these methods can vary, but it is in general lower than for molecular biology methods. An incubator capable to keep a constant temperature and CO<sub>2</sub> pressure cost 1000-2000 Euros and an appropriate growth medium cost 10-100 Euros per litre.

- **Molecular biology methods:**

More recently, several methods based on molecular biology have been developed to characterise the genetic information contained in the DNA and RNA of microbes or other soil organisms. The main advantages of these methods are:

- They can be applied directly on the nucleic acids extracted from the soil samples
- They give very precise information regarding the genetic structure and the diversity of soil communities
- They provide the information even if the genetic material is present in small quantities because the genetic material can be amplified (e.g. by PCR - Polymerase Chain Reaction).

- It is possible to amplify specific portion of the genetic information (e.g. genes) thus obtaining selective information
- It is possible to follow the evolution of soil communities under different environmental conditions

The main disadvantages are:

- There are no standardised DNA extraction procedures and the efficiency may vary depending on the nature of soil sample. Indeed, the DNA extraction from soil samples is currently under standardisation at ISO level (ISO/CD 11063 'Soil quality – Method to directly extract DNA from soil samples').
- The efficiency of the amplification of genetic material depends on the genetic sequence and on the experimental conditions

Other molecular methods are based on fatty-acids analysis (this process is also in the process to be standardised at ISO level: ISO/NP TS 29843-1&2). Phospholipids are signatures of specific groups of microorganisms, such as the different types of bacteria involved in nitrogen cycling. Although this type of analysis does not allow for identification at the species level, it provides an overview of the **community** as a whole, and of specific **functional groups** of microorganisms. Some of these methods can be quite labour-intensive and time consuming.

Thus, methods based on molecular biology can be viewed as a useful complement to culturing methods to measure the microbiological diversity of soil (relative and absolute diversity). The cost of molecular biology methods can vary depending on the chosen method, ranging from a few hundred Euros (in the case of simple DNA extraction) to tens of thousands of Euros (in the case of quantitative DNA amplification with a real time PCR cyler).

### Soil invertebrates

The diversity of soil invertebrates can be estimated directly, through direct sampling. The number of species, their abundance, as well as **community** composition can be assessed in that way. These estimates can be combined to calculate diversity in various ways, depending on the importance given to changes in **community** structure. Different methods can be used to measure the abundance and diversity of soil invertebrates according to **taxonomic** and functional groups (biological regulators and ecosystem engineers). The measure of invertebrate abundance and diversity is often used for monitoring purposes. For example, the Maturity Index (Bongers 1990), based on the composition of nematode communities, measures the abundance and diversity of soil nematode communities in relation to soil health. However, the results are often not comparable because sampling methods and study designs can considerably differ. For this reason several methods have been standardised under the ISO classification (e.g. ISO 23611-2: Hand sorting and formalin extraction of earthworms).

## → MEASURES OF BIOMASS AND ACTIVITY

### Biomass

The idea behind this indicator is that soil microbial biota can be treated as a single entity. Estimation of total soil microbial biomass or biomass of some specific groups can be measured with many methods, such as fumigation. The biomass of soil invertebrates can be estimated based on their abundance and species numbers, and can be pooled over species.

## Activity

The importance of the measurements of microbial activity in soil is rather neglected. One reason for this is that it is often difficult to interpret changes in microbial activity. For example, the presence of organic pollutants may have many direct and indirect effects on it. Moreover, resistant microorganisms could grow using debris of sensitive microorganisms and enhance their activity (Nannipieri 2002). Due to the high number of soil biodiversity functions, various methods have been developed to cover soil functional diversity. Most of these methods determine microbial activity. The soil biological activity is determined by measuring the amount of chemical products (e.g. CO<sub>2</sub>) generated or disappeared by the overall soil **community** or by specific populations. In particular it is possible to measure:

- Soil decomposition rates through measuring the rate of organic residue consumption
- Soil respiration rate through measuring the CO<sub>2</sub> production
- Soil nitrification rate performed by specialised bacteria
- Soil enzymatic activity<sup>41</sup>

In addition, some integrative methods are used to measure functions performed by the soil biota as a whole. For instance, the litter-bag method measures the mass loss of organic matter, while the bait-lamina<sup>42</sup> test measures the feeding rate of soil invertebrates. However, their use is limited by the lack of appropriate negative control (Gardi, 2009).

### 5. 1. 3. INDICATOR POTENTIAL OF THE FUNCTIONAL GROUPS

#### → CHEMICAL ENGINEERS

The highest amount of soil biotic capital is in the form of microbial biomass (bacteria and fungi). The absolute and relative amounts of these organisms give a good indication of the activity and stability of the ecosystem. Moreover, some of their measurements are automatised and standardised, which means they can easily be performed on large scales.

#### → BIOLOGICAL REGULATORS

Biological regulators are very abundant, and the area covered during their life cycle is typically representative of the site under examination. Thus, their life histories permit insights into soil ecological conditions and, several species have already been recognised as useful biological indicators of soil quality.

**Nematodes** are present in high numbers, have high species diversity, and their relative or absolute amount give good information on the diversity and stability of the ecosystem. Indeed, since they have a range of feeding habits, they react differently to a range of soil changes. For instance, productivity of the belowground system may be indicated by the number of bacteria-feeding **nematodes**. However, identification of **nematodes** at the species level is still time-consuming, technical and relatively

<sup>41</sup>An ISO standard is currently under development : ISO/DTS 22939 ‘Soil quality – Measurement of enzyme activity patterns in soil samples using fluorogenic substrates in micro-well plates’)

<sup>42</sup> The bait-lamina test is a practical mean to assess soil faunal feeding activity. The test consists of vertically inserting 16-hole-bearing plastic strips filled with a plant material preparation into the soil.



expensive (e.g. depending on the distance to the sampling one should count at least 20-40 Euro per sample).

Springtails can also be considered good candidates, since they have high species diversity and respond to a variety of ecological and environmental factors, like changes in soil chemistry, micro-habitat configuration (e.g. soil moisture, litter quantity and quality), land-use practices (e.g. forestry and agricultural practices) and landscape composition (Hopkin 1997). Although species identification can be time-consuming and requires expert knowledge, the number of Collembola experts in Europe is rather large. Moreover, while **taxonomic** identification is needed for exhaustive biodiversity monitoring, surrogate **taxonomic** levels (e.g., genus level) can be used for rapid biodiversity assessments. For the evaluation of soil quality, a trait base classification can be adopted.

#### → SOIL ECOSYSTEM ENGINEERS

These organisms are broadly accepted predictors of biodiversity in a large proportion of European soils, with the notable exception of large extensions of the Mediterranean areas and reflect their outstanding influence as soil engineers. They indicate the diversity and intensity of physical and chemical ecosystem engineering operated by soil invertebrates, and subsequent microbial activities (Lee and Foster 1991; Lavelle 1997; Pulleman, Six et al. 2005). Their activity conditions the habitat and activity of several chemical engineers and biological regulators, which also typically form their diet, so their abundance reflects an integration of a range of biological processes occurring in soils. Among ecosystem engineers, earthworms are the most frequently used indicator species.

Earthworms can be very abundant, but are not very diverse and easy to characterise and count. However, they can be appealing to a range of stakeholders:

- Farmers, who know that earthworms are important for soil structure and who know that more is better
- Conservationists, since earthworms are the main food source for many aboveground conspicuous species
- Ecotoxicologists, since earthworms are sensitive to pollutants

Moreover, earthworms are sensitive to soil type and secondarily to land use.

#### 5. 1. 4. INVENTORY OF INDICATORS AND SUITABILITY

So far, no comprehensive index has been proposed that would combine all the aspects of soil complexity into a single formula and allow accurate comparison among sites and plots. Existing indicators comprise rather long lists of potentially relevant variables to be measured, although no general agreement has been reached on their interpretation (Doran and Zeiss 2000). Some attempts to combine groups of variables into indicators of soil biotic activity have recently been proposed. The different concepts that have been developed for soil protection may be basically classed into three main approaches:

- Shopping list approach, where a set of different soil parameters are assessed
- Benchmark approach, where the degree of deviation between reference situations and the actual measurements are evaluated
- Numerical approach, where synthetic indices are developed for the assessment of soil status

### → SIMPLE INDICATORS

Several indicators, based on individual organisms groups or taking into account the whole soil **community** have been used to characterise soil biodiversity (Table 5-1). These indicators are directly based on the different measures available (see section 5.1.2).

Concerning chemical engineers, for example, the characterisation of microbial communities has been mainly based on the determination of fungal or bacterial biomass (Beare, Neely et al. 1990; ISO 1997) or on functional variables (Table 5-1). Sometimes, indices are calculated based on microbial activity, to assess the values determined with respect to soil quality. Some examples are the quotient of microbial carbon in the biomass to organic carbon content (Cmic / Corg) as an indicator for carbon dynamics in soil (Kaiser, Müller et al. 1992); the metabolic quotient as an indicator of energetic efficiency (Insam and Haselwandter 1989); or the respiratory activation quotient as an indicator of the presence of contaminants (ISO 2001). The pattern of degradable carbon sources (BIOLOG Identification System<sup>43</sup>) is applied for the comparison of sites with respect to their microbial communities. Recently, efforts have been spent on using structural aspects for the characterisation of the microbial **community** diversity. Different molecular methods (Lukow, Dunfield et al. 2000) as well as the determination of single microorganisms or microbial groups using cell components have been successfully applied (Frostegard, Baath et al. 1993; Waite, O'Donnell et al. 2003). These methods usually have good measurability (Table 5-1), and some have been proposed for use in assessment systems (Mulder, Cohen et al. 2005).

The use of biological regulators or ecosystem engineers as indicators of soil quality has a long tradition (Volz 1962). Many invertebrate **taxa** have been proposed as indicators, including **protists** (Louisier and Parkinson 1981; Aeschht and Foissner 1991; Bobrov, Charman et al. 1999), **nematodes** (Bongers 1990; Mulder, De Zwart et al. 2003; Yeates 2003; Mulder, Dijkstra et al. 2005), Enchytraeidae (Beylich and Graefe, 2002)(see also Box 9), earthworms (Philipson, Abel et al. 1976; Beylich and Graefe 2002), and mites (Beck, WOAS et al. 1997; Behan-Pelletier 1999), springtails (Van Straalen and Verhoeff 1997; Fromm 1998; Filser, Wittmann et al. 2000; Filser, Mebes et al. 2002). Their abundance and diversity is typically measured, and these groups usually provide good indicators of changes in soil types and land uses (Table 5-1).

However, these approaches are all insufficient by themselves, as no single group can cover the huge variety of environments and soils. Accordingly, none of these group-specific indicators are routinely used. The information provided by the whole zoological **community** offers a better resolution of information (van Straalen 1998).

### → COMPOUND INDICATORS

In the last decades, a considerable number of compound indicators related to soil biodiversity or using concepts based on soil communities have been developed. However, these indicators have usually been developed with the intention to assess soil health status and to establish ecological soil classifications for the purpose of soil quality assessment, rather than with soil biodiversity assessment as an aim per se. As a result, these soil biodiversity indicators typically encompass multi-factorial aspects of

<sup>43</sup> The Biolog Identification System is a bacterial identification method that establishes an identification based on the exchange of electrons generated during respiration, leading to a subsequent tetrazolium-based color change. This system tests the ability of a microorganism to oxidize a panel of different carbon sources.

soil, including biotic to abiotic conditions, which makes them more meaningful indicators of soil biodiversity (Table 5-1). Each proposal has its own advantages and disadvantages. Most indicators are based on benchmarks, where soil biodiversity in the sampled site is compared to that in a reference, baseline site. The reference sites are typically defined based on expert assessments, and only the most recent integrated indicators propose more robust, objective assessments. Moreover, few indicators actually propose an integrated measure, that is easy to use and report, most are based on complex multi-factorial representations. The main compound indicators for soil biodiversity are detailed below.

### Compound indicators: benchmark approach

In the early 1960s, a first proposition to characterise soils from a pedozoological point of view arose in Germany (Volz 1962). Biomass of some macro-invertebrate groups (earthworms, beetle and dipteran larvae, snails and slugs, isopods, myriapods, etc.) was used to characterise forest soils and to class them into different groups. The main problem of this proposal deals with the fact that the measurement of the biomass requires great effort, the lack of important groups of soil macro-invertebrates and that meso-fauna groups are underestimated. The proposal was widely ignored by scientist and authorities because at that time, nobody saw the need for a biological classification of the soil system (Breure, Mulder et al. 2005).

Another Dutch proposal was made in 1992 by Sinnige et al., 1992. It was based on the definition of ecotopes and the identification of their characteristic “soil fauna communities”. In fact, only myriapods, ants, collembolans, enchytraeids and earthworms were considered. Each factor describing a site or a soil was classified in three classes. This proposal do not consider quantitative data like abundance but the species spectrum and the priorities in soil protection at the moment of its publication were not in line with this kind of approach.

Graefe and Schmetz (Graefe and Schmelz 1999) proposed a classification soil system using enchytraeids and earthworms as indicators for a “typical **community** of saprophagous microorganisms and animals” by using numbers in analogy to plants. Species are classified according to moisture, pH, salinity and life strategy (depth in the **humus** profile, gradient occurrence and reproduction type). The measurement endpoints are species composition, abundance, frequency and characteristic species. Problems associated with this approach concern:

- the impossibility to associate most animal species with the categories for plants merely because their occurrence is determined by different factors,
- the difficulty to identify enchytraeids
- the fact that it focuses only on Oligochaeta, leading to a low differentiation between sites.

**Table 5-1: Simple indicators of soil biodiversity. Meas.= measurability**

Functional group	Organisms	Indicator	Method	Standard	Sensitivity to soil type	Sensitivity to land use	Meas..
Microbial Decomposers	Microorganisms	Biomass / activity	SIR, fumigation-extraction ATP concentration, initial rate of mineralisation of glucose	Yes Yes	Good	Good	Good
		Activity	Respiration rate/quotient/ratio, Nitrification, N mineralisation, C mineralisation Denitrification N-fixation <i>Mycorrhizae</i> (% of root colonised)	Yes Yes No No No	Good Medium Medium Good Good	Medium Medium Medium Medium Good	Good
		Enzymatic activity	Dehydrogenase activity Other enzymatic activity tests: phosphatase, sulphatase, etc. <i>Enzyme</i> index	Yes No No	Good Good Very good	Good Good Very good	Medium Good
		Diversity	Culture-dependent methods: direct count, <i>community</i> -level physiological profiles Culture independent methods: fatty acids analysis, nucleic acid analysis	No No	Poor Poor	Poor Very good	Good Good (technical)
Biological regulators	<i>Protists, nematodes</i>	Abundance and Diversity	Culture-dependent methods: direct count (diversity index, functional or trophic diversity) Culture independent methods: fatty acids analysis, nucleic acid analysis	Yes	Good	Very good	Low (time, expertise)
	<i>Microarthropods</i> (springtails, mites)	Counting	Litter-bag technique (colonisation capacity) Soil coring	No	Good	Good	Low (time, expertise)
		Abundance and Diversity	<i>Community</i> composition, ecological groupings	Yes	Very good	Very good	Low (time, expertise)
Soil ecosystem engineers	Earthworms, isopods	Abundance Diversity	Species richness, diversity, evenness	Yes (ongoing)	Very good	Good	Good (low expertise, simple)

### Soil Invertebrate Prediction and Classification Scheme (SOILPACS)

The Soil Invertebrate Prediction and Classification Scheme (SOILPACS, Weeks et al., 1998) was developed in the U.K. to assess ecological soil quality. The scheme is based on the approach developed for the assessment of fresh water quality (RIVPACS, River Invertebrate Prediction and Classification System), and is aimed at assessing the biotic differences among communities in stressed sites (e.g. polluted soils) vs. undisturbed sites. Thus the observed soil biotic communities of selected invertebrate groups (e.g., earthworms, spiders, isopods, collembolans) in a polluted site are compared against a benchmark, expected **community** at a reference site, not submitted to environmental stress. The main advantage of this approach is that it uses standardised sampling and statistical evaluation (TWINSPAN) methods.

However, it also presents several problems:

- There are a small number and low quality of reference data for soil organisms in the United Kingdom (UK). A great effort is necessary to create a reliable set of reference data
- Even when a site has never been polluted or degraded by human activities, 'natural' stresses may have a temporary impact on the observed fauna and thus influence the result obtained (lowering of the observed/expected ratio)
- The environmental stress responsible for the value of the observed/expected ratio of soil fauna for a given site cannot be clearly identified
- So far, the system has only been used for the assessment of heavy-metal contaminated sites in Wales.

### Biological Indicator System for Soil Quality (BISQ)

In the Netherlands, a Biological Indicator System for Soil Quality (BISQ) was developed to assess soil quality based on the ecological status and ecosystem services provided by soil (Schouten, Brussaard et al. 1997). The system develops a distance-to-target indicator for soil biotic communities, based on the idea that, in a given area, the threat to **ecosystem processes** can be estimated by comparing the number of species in a **functional group** with its reference (undisturbed) area.

The indicator is based on ecological processes and biotic interactions. Five ecosystem services are considered:

- Decomposition of organic material
- Nutrient cycling
- Soil fertility
- Soil structure
- Stability of the biotic communities

A range of soil biotic variables (indicator values) are measured to reflect the functions responsible for those services. These include the abundance and diversity of earthworms, **nematodes**, micro-arthropods, as well as measures of microbial activity and biomass. These biotic characteristics are correlated to the abiotic conditions in the site of measure. The resulting data can be presented in graphical form, as the deviations of each indicator value from the benchmark. Alternatively, the indicator values can be aggregated into a single indicator, using the average factorial deviation of the biological reference value (Breure, Mulder et al. 2005).

One advantage of the IBQS or BISQ is that the soil quality concept is related to the concept of 'ecological status' and **ecosystem services**, and explicitly includes a broad

range of soil **taxa** and functions. Moreover, the benchmark approach describes real soil systems and the methods used to assess soil biological parameters constitute an interesting starting point to build a harmonised framework for sustainable land use.

However the IBQS or BISQ presents some weaknesses. Macro-invertebrate communities are under-represented. They are only represented by earthworms, which cannot be considered as representative of the whole soil macro-invertebrate groups and are too sensitive to changes in some soil parameters. In addition, the use of benchmarks to determine soil quality references may be useful but presents some severe limitations:

- Benchmarks are established on the basis of a set of existing locations. The presumed good ecological status is derived from these locations and is thus describing only a relative state (Rutgers, Schouten et al. 2009). Since benchmarks are used to provide guidance to improve soil quality, the land management goals are constrained to this relative ecological status and not to an absolute good status.
- Since the benchmarks are established using a limited set of sites that cannot be representative of the whole heterogeneity of soils and site deviations, it will be difficult to adequately define land-use management goals.

#### **Biological Soil Classification Scheme (BBSK)**

The Biological Soil Classification Scheme (BBSK) proposes a biological method to assess the function of soil as a habitat for soil organisms (Ruf, Beck et al. 2003). It also develops a distance-to-target indicator for soil biotic communities. This indicator is based on the principle that similar soils should have similar soil fauna. This means that it is possible to define a reference biotic **community** for each site. The reference **community** can then be used as a baseline against which the actual quality of a sampled site is weighed.

Thus, to calculate the BBSK indicator, reference sites are first selected based on qualitative expert assessments to define groupings of sites sharing similar land use, soil and climatic properties. The reference soil biotic communities are then defined for each reference site. Finally, the indicator measures the deviation between the reference and the actual sampled **community**, in a given site. The main advantage of this system is that it accounts for multiple biotic factors, by including diversity and abundance of meso- and macro-fauna. However, these data are not integrated, which makes them difficult to interpret by non experts. For instance, the user has to decide what it means if the activity in the sample site is e.g. half that of the reference site for one type of organism but not for another.

Moreover, the sensitivity to detect soil quality differences between sites with this indicator is limited. This is because, despite the fact that this approach includes a variety of soil **taxa** that belong to different size, life-form and trophic groups, the organisms taken into account do not completely represent the different soil **habitats** and ecological interactions in soil. Thus the number of soil parameters used to classify sites into similar groups may be too reduced (pH, organic matter content, C/N, texture and soil moisture) to adequately characterise the entire soil status.

Moreover, this indicator has received limited validation. So far, it has only been tested in a limited number of study sites, with a biased diversity of environments (e.g. for 15 study sites, there were 10 forest sites, 4 grassland sites and only a single arable field). This number might however increase rapidly depending on support given to this

approach. With a small number of reference sites, the whole system does not work because of its low ability to detect any deviations between observed and expected communities. Dividing soils in only ten types means that any stress would have to be dramatic to be detected because each ecotype would be very broad (Breure, Mulder et al. 2005).

Finally, reference values are defined by expert's knowledge and are not based on real observations from "reference sites".

### **Biological Soil Quality (BSQ)**

The Biological Soil Quality (BSQ) index (Parisi 2001) is an indicator of the activity of biological regulators. It is based on the idea that high soil quality is associated to the number of microarthropod groups well-adapted to the soil habitat. Thus the BSQ is applied to soil microarthropods, and based on the life-form approach. The life forms include groups of **microarthropods** characterised by the same convergent morphological features, which enable to assess the degree of specialisation of **microarthropods** without requiring complex **taxonomic** identification (Parisi, Menta et al. 2005). Indeed, **microarthropods** show morphological characters that reveal their adaptation to the soil environment, such as reduction or loss of sight, pigmentation, jumping or running adaptations. Thus, the presence of these characters enables the characterisation of organisms at the morphological level, rather than at the species level. This means non-specialists can also use the BSQ.

The main steps for obtaining the BSQ are:

- Sampling and extraction: soil cores and funnel extraction
- Determination of the biological forms: classification of the different types according to homogeneous morphological characters.
- Calculation of the BSQ index (Parisi 2001): Each morpho-type receives an eco-morphological index (EMI) proportionate to its soil adaptation level. The scoring ranges from 1 (surface-living forms) to 20 (deep soil living forms). The most highly adapted **microarthropods** belonging to a group determine the overall EMI score for that group. The BSQ of a sample is the sum of the EMIs of that sample.

Two different BSQ are proposed, one based on **microarthropods**, and the other based only on springtail species.

Some of the strengths of this indicator are that it is sensitive to land-use change (Parisi, Menta et al. 2005) and to short-term variations in management practices (Gardi, Tomaselli et al. 2002), but it is less sensitive to large variations in some soil parameters, such as SOM (Gardi, Tomaselli et al. 2002). Its versatility and relative ease of use (no need for determining species or estimating their abundance) mean that it could be used in large scale sampling and monitoring schemes. Qualitative ranking of BSQ could also be used for soil quality cartography.

### **Compound indicators: numerical approach**

Another approach consist to develop indices intended to synthesise the information collected from a range of soil physical, chemical and biological parameters into a "quality score". The main advantage of this kind of approach is to allow comparisons between different soils using a numerical approach which simplifies interpretations.

### General Indicator of Soil Quality (GISQ)

The General Indicator of Soil Quality (Velasquez, Lavelle et al. 2007) is an indicator of the different **ecosystem services** provided by soils, one of them being the conservation of soil biodiversity. It is a synthetic indicator combining five sub-indicators representing five **ecosystem services**, each quantified by a range of variables:

- Physical quality or the ability of soils to provide infiltration and storage of water. It includes measures of porosity and moisture
- Chemical fertility or the ability of soils to provide the nutrients necessary for plant production. It can be estimated via nutrient concentrations and pH.
- Morphology that measures soil macro aggregation, soil ecosystem engineers, and describes characteristics of the litter system.
- Organic matter and the ability of soils to participate in climate regulation. It can be estimated through C and N concentrations.
- Macro-invertebrate **community** composition, as an indicator of soil biological activities. It can be estimated by the structure and abundance of macroinvertebrate communities. Soil macro-invertebrates include all the invertebrates that belong to a group where more than 90% of the individuals can be seen with a naked eye.

The GISQ is calculated statistically, using multi-variate analysis. First, for each of the five sub-indicators, all the different measures taken are simplified into a smaller number of variables that best summarise their variability. Second, the sub-indicators are calculated based on these summary variables, and can range from 0.1 to 1. The GISQ is a weighed sum of the five sub-indicators.

The soil macro-fauna sub-indicator is the only one to be correlated to the other four sub-indicators, suggesting that the abundance and diversity of soil macro-fauna might be a valuable indicator of soil quality (Velasquez, Lavelle et al. 2007).

Some of the strengths of this indicator are that it integrates a range of soil physical, chemical and biological measurements to characterise soil properties. The GISQ also offers an interesting possibility in soil assessment since it allows knowing the status of each compartment separately (by the score obtained with each sub-indicator) and thus gives the possibility to modify management practices in order to improve the compartment getting a low score. Moreover, the approach followed for developing this index could be extended to other compartments of the ecosystem depending on the question to answer. Thus, pollution or socio-economic sub indicators for example could be added to the general formula. However, a limitation is that this indicator is regionally specific (Velasquez, Lavelle et al. 2007) and the evaluation of soils different from those used to its development implies the collection of new data sets. The validation of this kind of indicator is necessary.

### Biotic Indicator of Soil Quality (IBQS)

The Biotic Indicator of Soil Quality (Ruiz Camacho 2004) uses macro-invertebrate indicator **taxa** to assess soil status. A set of soil physico-chemical measurements is first used to identify groups of soils sharing similar properties. In each type of soil, the indicator **taxa** are then selected from the whole **community** of soil macro-invertebrates based on two criteria of ecological interest: the specificity and the fidelity of each organism for that environment (Dufrene and Legendre 1997). The procedure used for the identification of indicator **taxa** allows excluding rare species that could not be



found with a reasonable sampling effort. The abundance and indicator value of each indicator **taxa** are further combined to obtain a 'quality score'.

Thus, the IBQS allows comparing different soils from a biological point of view and uses a realistic soil system classification (based on a set of physico-chemical parameters routinely used to describe soil status). Moreover, it considers the whole communities of macro-invertebrates which offer a better resolution of information than using single groups. Its development is based in robust statistical evaluations.

However, the robustness of this index still needs to be improved by increasing the number of observations so as to get a wider representation of different soil types and land management practices. It has not yet been validated, and this step will be necessary to establish the extent of its application and to identify threshold levels for different parameters related to management practices and ecosystem functioning.

**Table 5-2: Main compound indicators of soil biodiversity**

Indicator	Functional groups	Soil biotic indicators	Soil abiotic indicators	Integrated	Robustness	Measurability	Sensitivity
<b>Benchmark indicators</b>							
BISQ (Biological Indicator System for Soil Quality)	-Chemical engineers -Biological regulators - Soil ecosystem engineers	- Microbial activity and biomass - Diversity and abundance of nematodes, mites, earthworms		No, but can be	Poor	Good	Limited to reference sites
BBSK (Biological Soil Classification Scheme)	-Biological regulators -Soil ecosystem engineers	- Abundance and diversity of meso-fauna and macro-fauna	pH, C/N ratio, soil moisture, soil texture	No	Poor	Good	Limited to reference sites
BSQ (Biological Soil Quality)	-Biological regulators	- Diversity of micro-arthropods morphotypes	No	Yes	Good	Very good	Large scale only
SOILPACS (Soil Invertebrate Prediction and Classification Scheme)	-Invertebrates	-Stress of soil communities	No	Yes	Good		Good – but difficult to separate natural from human induced stresses
<b>Numerical indicators</b>							
IBQS (Biotic Indicator of Soil Quality)	- Soil ecosystem engineers	- Structure and abundance of macro-fauna	Physical classification of soil, based on routinely measured parameters (e.g. pH, cation concentration)	Yes	Yes	Good	Good – to be validated
GISQ (General Indicator of Soil Quality)	- Soil ecosystem engineers	- Diversity of macro-fauna	- Physical (porosity, moisture) - Chemical (nutrient concentrations) - Morphological (aggregation) - Organic matter (C and N concentrations)	Yes	Good	Good	Good – to be validated

### 5.1.5. RECOMMENDATIONS

Sustainable use of soil should be indicated by an ecological indicator, based on a holistic approach that integrates data on physical, chemical and biological characteristics of the soil. Such approaches recognise the complexity of ecological interactions and the importance of ecosystemic processes as a reflection of underlying functions, including soil characteristics. The combination of biotic and abiotic measurements leads to the possibility of deducing response models for individual indicators. With such models, predictions can be made concerning the effects of environmental and human impact scenarios. The relation between abiotic conditions, management practices and the composition and functioning of soil organisms offers opportunities to adapt political and management practices towards an optimal (sustainable) use of the soil biodiversity and the ecological processes that are governed by soil organisms. To establish the scale in which indicators fluctuate, it is necessary to make reference to descriptions and determine the effects of severe disturbance.

In general a useful indicator should be:

- Meaningful
- Standardised
- Measurable and cost-efficient
- Relevant for policy makers
- Cover a wide spatio-temporal scale
- Understandable
- Accurate

Detailed and headline indicators should be used in combination, depending on the targeted public (e.g. scientists, policy makers, etc.). For policy makers, the use of risk indicators could be important to orient decisions concerning the application of the precautionary principle.

## 5.2. MONITORING SCHEMES

At an international scale, the need for soil biodiversity monitoring schemes is identified in the Soil Biodiversity Initiative, set up by the Food and Agriculture Organisation (FAO). It was established following a decision at the 6<sup>th</sup> meeting of the Conference of Parties to the Convention on Biological Diversity in order to promote the conservation and sustainable use of soil biodiversity. In this context, monitoring of soil biodiversity is encouraged as a method of assessing soil health, in order to better inform management and policies related to the use of soil<sup>44</sup>.

Currently, there is no consensus on biological soil monitoring initiatives worldwide. The reason is that soil monitoring activities vary widely in their scope, goal, duration, efforts and in the parts of the soil system that they represent.

However, any efficient monitoring should follow some basic principles. Most importantly, monitoring ought to result in robust parameters. Thus, it must be very clear how and when monitoring should take place, how the sampling should be standardised, and which indicators should be used. For instance, soil biological parameters change over time, and standardised guidelines must clarify at which time

<sup>44</sup> [www.fao.org/ag/agl/agll/soilbiod/initiative.stm](http://www.fao.org/ag/agl/agll/soilbiod/initiative.stm); last retrieval 2/9/2009

of year samples are to be taken. However chemical and physical parameters of soil are more constant in time than biological measures, and thus may not need to be sampled as frequently.

### 5. 2. 1. SOIL BIODIVERSITY MONITORING IN EUROPE

At an EU level, the soils section of the European Commission's Joint Research Centre set up a Biodiversity Working Group which has been charged with evaluating existing monitoring schemes and standardising methods between them<sup>45</sup>.

The current situation in Europe is that despite there being a well-established system of soil monitoring networks, very few of these networks consider soil biodiversity as a parameter that should be measured (Saby, Bellamy et al. 2008). For instance, only 5 of 29 European countries have monitoring sites for earthworms (Saby, Bellamy et al. 2008). The networks that have been specifically set up to measure soil biodiversity or which include the monitoring of biological parameters are outlined in Table 5-3.

#### → SOIL BIODIVERSITY MONITORING INITIATIVES

Some of the most characteristic examples are presented in more detail below.

##### France

In order to integrate biological parameters in soil quality monitoring, a French programme RMQS-biodiv (Soil Quality Measurement Network) has been recently (2009) developed at the regional scale (Brittany)(Cluzeau 2009). This programme, which assessed biological parameters, was connected to a larger soil monitoring network developed at the national scale (Soil Quality Measurement Network- RMQS) which assessed agro-pedological parameters<sup>46</sup>. The connexion of both programmes allowed the monitoring of soil biodiversity (species and function) in relation to land use (mainly agricultural practices) and pedoclimatic parameters.

The final objectives of this RMQS-Biodiv Programme was more particularly to contribute to a better definition of soil biota sampling procedures for their necessary standardisation at national or European level and to define the relevance of some criteria in term of performances/cost in order to propose them to field actor.

Thus, this programme measured a large range of biological parameters, requiring an important research network: macro-fauna (earthworms, total macro-fauna), meso-fauna (**nematodes**, acarina and springtails), microorganisms (microbial biomass, bacterial and fungal diversity), and also functional biological parameters (soil respiration, **humus** index). The pilot area covered more than 27 000 km<sup>2</sup> and the sampling was realised by a systematic approach based on a grid 16 X 16 km. 115 sites were sampled in 2006 and 2007. The sampling methods, adapted to the study context, were more or less closed to ISO standards.

Based on the same French monitoring network a project called ECOMIC-RMQS aims to characterise telluric bacterial communities on about 2 200 soil samples based on molecular tools such as quantitative PCR, DNA microarray and DNA fingerprint directly on DNA extracted from soil. This project wants to build up and maintain a national soil DNA library (in the platform GenoSol)<sup>47</sup> that could be available to the whole scientific

<sup>45</sup> [www.eusoils.jrc.ec.europa.eu/library/themes/biodiversity/wg.html](http://www.eusoils.jrc.ec.europa.eu/library/themes/biodiversity/wg.html); last retrieval 2/9/2009

<sup>46</sup> [www.gissol.fr/programme/rmqsrmqsrmqsr.php](http://www.gissol.fr/programme/rmqsrmqsrmqsr.php); last retrieval 16/09/2009

<sup>47</sup> [www.dijon.inra.fr/plateforme\\_genosol](http://www.dijon.inra.fr/plateforme_genosol); last retrieval 12/11/2009

community in order to assess microbial diversity in the future with more powerful tools and/or other molecular analysis (Gardi 2009).

Another French monitoring network called RENECOFOR (National network for the long term tracking of forest ecosystems) was created by the ONF (National Forest Office) in 1992 in order to complete the French network for health forest monitoring. This network represents the French part for the monitoring of forest ecosystems of a European network composed by 34 countries<sup>48</sup>. The main objective of RENECOFOR network is to detect any change on the long term on the wide range of ecosystems monitored and to identify the reasons of these changes. The network is composed by 102 permanent observation sites representative of the region where they are found and that will be studied during 30 years at least. While the measurements are mostly of abiotic parameters (e.g. pedological descriptions, meteorological, ozone, and ammonia measurements), numerous research projects have been and are currently being developed in order to complete the extent of the monitoring and to increase the variety of biological measurements. Thus for example, soil macro-invertebrates have been studied to be monitored in a routine way. Since 2008, the issue of biodiversity has been included in the programme.

### Germany

Soil monitoring activities are not centrally coordinated in the country, but in total 800 BDFs (permanent soil monitoring sites), are run by each of the 16 Länders, at which a wide range of abiotic (plus some biotic) parameters are measured. Each Länder may thus use a different approach. Soil biodiversity monitoring in particular is only performed on a case by case basis. This results in gaps and taxonomic sampling biases (Gardi 2009). However, according to new agreements, the information on soil biodiversity available on the level of the individual Länder, is currently compiled on the federal level. Based on this information, further activities are planned in order to improve soil protection. The legal basis is § 1 of the German Soil Protection Act (1998) which requires to protect the function of soil as a habitat for organisms. The 2nd paragraph presents a definition on soil functions.

Since 1998, after the Federal Soil Protection Act became effective, the German Federal Environmental Agency (UBA) supported the development of soil biological site classification concepts (BBSK), as a promising tool for the assessment of the habitat function of soils.

The BBSK relies on a classification whereby each region can be characterised by a limited number of sites with characteristic soil communities, which can be characterised by its abiotic parameters (e.g. soil properties, climatic factors). The assessment relies on the differentiation between the sampled soil community, and the one expected under the reference state for that site. The sampling of sites should be performed with standardised measures, use easy measurements and a reference (undisturbed) site should exist. So far, about 50 sites have been sampled (mainly forests) for a wide range of soil organisms. Two case studies have been performed (one in 11 forest sites, the other in 15 sites – 10 forest, 4 grasslands, 1 arable field) The sampling included ecosystem engineers (e.g. earthworms, isopods) and biological regulators (e.g. mites). These studies showed that a habitat function of soil by the BBSK concept was possible, although better definition of the assessment criteria (reference

<sup>48</sup> [www.onf.fr/renecofor](http://www.onf.fr/renecofor); last retrieval 16/09/2009

state, inclusion of chemical engineers) would still need to be improved (Römbke 1997; Rombke, Breure et al. 2005).

### **Netherlands**

The Dutch Soil Quality Network (DSQN), a national monitoring network, offers a usable infrastructure and the advantage of available, comprehensive abiotic measurements. The objective of the network is to increase the knowledge of the effects of soil type and management on diversity and functioning of soil organisms and mineralisation processes. Moreover, the development and application of new biological indicators for soil quality is expected.

The monitoring network is composed of 200 sites in a stratified grid design that represents 70% of the total surface area of the Netherlands, with respect to soil type and land use. The programme started in 1993 with an inventory of the free living nematodes on the 200 locations, within a period of 5 years. The 200 locations represent 10 categories of land-use / soil type combinations. The major part of these locations was cattle- or arable farms.

In 1999 the 5 year sampling programme was repeated and extended to a foodweb approach, in which nematodes still play a central role. Moreover, organic farming and new soil categories were added, enlarging the monitoring network to circa 300 locations.

In addition to the original framework, 50 to 100 sites from outside this network are regularly sampled, for instance biological farms or polluted areas which are supposed to be good and bad references, respectively. Each year two categories are sampled (40 sites plus reference sites). That is the reason why it takes five years to complete one round of monitoring. The obtained results on micro-organisms are combined with data on soil fauna and soil chemistry from related projects.

Since 1997, the Biological indicator-system for Soil Quality (BiSQ) is designed to make the link between soil biological diversity and ecosystem function in DSQN. The dominant soil organisms groups and ecological process parameters are therefore brought together in a practical indicator set to be used in a nation-wide monitoring programme for soil quality. Each location is sampled and analysed every 6 years.

The outcome from this monitoring scheme should help identify:

- Key environmental processes on soil biodiversity and ecosystem functioning
- **Taxa** and **habitats** that are most vulnerable to the loss of soil biodiversity
- Soil **habitats** that are most amenable to soil restoration

With the dataset available, the main question remains whether the health of the soil biodiversity can be assessed. Strictly speaking, no guidance comes from just determining values for parameters on a given location. These values should be benchmarked against a certain reference value, in order to assess soil biological health (e.g. judge it to be bad, normal or healthy) and to guide policy measures.

### **Portugal**

The National Forestry Service (Ministry of Agriculture) has established 16 monitoring plots (using ICP Forest Level II plots) for forest biodiversity representing the major forest types in the country. This activity is funded under the Forest Focus programme, that deals with the implementation of an operational methodology for biodiversity monitoring (soil indicators include soil macrofauna, collembola and carabids).

## EU

No EU-wide monitoring system of soil biodiversity currently exists, but the setting-up of one is in the pipelines. As a preliminary step, the EU FP6 (6<sup>th</sup> Framework programme) project ENVASSO was launched with the ambitious aim to provide the basis for a comprehensive, harmonised soil information system in Europe, by designing and testing an integrated and operational set of indicators. Regarding soil biodiversity, a set of EU-wide indicators were selected based on their significance, the existence of standard measurement methodology for them, and their measurability and costs<sup>49</sup> (Bispo 2007; Bispo 2009; Gardi 2009) .

The minimum set of surrogate measures selected to assess the overall changes in soil biodiversity cover the three functional groups:

- Soil ecosystem engineers: earthworm biomass and diversity
- Biological regulators: springtails biomass and diversity
- Chemical engineers: microbial activity (respiration)

This minimum set of indicators could be extended in some regions, according to the availability of resources, to include e.g. all macro-fauna or **nematodes**.

To ensure the monitoring results in robust parameters, the procedures and protocols used for the different indicators are all based on ISO standards, which have been adapted for assessment at the EU scale. Pilot tests in sites distributed in four countries (France, Ireland, Poland, Italy) have been conducted and proved the effectiveness of each indicator, and its sensitivity to detect change across a range of land-use categories at EU level (Gardi 2009).

It is recognised that soil biodiversity monitoring should be accompanied by measurements of soil abiotic characteristics, so as to be interpretable. These include:

- Habitat characteristics: detailed geographical classification, land-use type, climate data, groundwater level
- Soil properties: pH, SOC content, Nitrogen content, C:N ratio, texture, Cation exchange capacity, usable capacity of the root layer
- Contamination and human-induced stress: concentration of heavy metals, other soil degradation processes

One issue for this monitoring scheme remains the lack of an established methodology to derive baseline indicator values for given soil types (depending e.g. on land use, texture, climate) that are not based on subjective expert opinion.

---

<sup>49</sup> See Envasso report : [www.eusoils.jrc.ec.europa.eu/projects/envasso/](http://www.eusoils.jrc.ec.europa.eu/projects/envasso/)

**Table 5-3: Monitoring schemes in the EU that measure biological parameters of soil**  
(Bloem, Schouten et al. 2003; Breure 2004; Jones 2005; Parisi, Menta et al. 2005; Rombke, Breure et al. 2005)<sup>50</sup>

MS	Name of monitoring scheme	Aim of scheme	Initiating organisation	Date of initiation	Scale	Indicator used	Sampling scheme	Frequency of sampling	Organisms monitored
Austria	Environmental soil survey		Provincial governments		Regional		Initial Environmental Soil Survey ( 6000 sites across the country) – regularly monitored	Regular intervals	Microbes (biomass), earthworms, pot worms and springtails.
Czech Republic	Basal Soil Monitoring Scheme		Ministries of Agriculture and the Environment	1992	National		217 plots across the country, divided by land use and soil type Four samples taken from each monitored plot.	Annual for microbiological parameters	Microbes (biomass, C, N biomass; basal respiration; anaerobic ammonification; nitrification)
France	RMQS (Soil Quality Measurement Network)-biodiv	Biological monitoring of soil quality – improve soil biota sampling procedures	Environmental ministry, French environmental agency (ADEME), and French agronomic research institute (INRA GIS SOL)	2006	Regional (27000 km <sup>2</sup> )		115 sites of 16km x 16 km,	Annual	Microbes (biomass, bacterial and fungal diversity, soil respiration), biological regulators, macro-fauna (earthworms, total macro-fauna), <b>humus index</b>
France	ECOMIC-RMQS	Biological monitoring of soil quality – improve sampling procedures	INRA, ANR, ADEME, GIS Sol	2006	National		2,200 sites of 16km x 16 km,	Not yet decided	Microbes (bacterial and fungal diversity,)
Germany	Soil Biological Site Classification	Soil biological classification to assess the habitat function of soil	Umweltbundesamt (Federal Environmental Agency)	2000	Regional	Soil Biological Site Classification	Approx. 50 sites (mainly forests, but also grasslands and crops)		
Italy		To assess soil quality	ISPRA		Regional	Qualità Biologica Suolo (QBS)			<b>Microarthropods</b>
Latvia	Agricultural Land	To allow the		1992	National		12 research plots,	Annually	Meso-fauna and

<sup>50</sup> Document available at : [www.rubicode.net/rubicode/RUBICODE\\_Report\\_on\\_Indicators\\_of\\_Disturbance.pdf](http://www.rubicode.net/rubicode/RUBICODE_Report_on_Indicators_of_Disturbance.pdf) ; last retrieval 16/09/2009



MS	Name of monitoring scheme	Aim of scheme	Initiating organisation	Date of initiation	Scale	Indicator used	Sampling scheme	Frequency of sampling	Organisms monitored
	Monitoring Programme	assessment of the anthropogenic impact on agricultural land					which represent the 20 soil variations, the types of farming and the climatic conditions		epigeic fauna
Netherlands	Biological indicator system for Soil Quality	Role of biodiversity in the maintenance of ecological functions in soil	Dutch Ministry of Environment (National Soil Quality Network)	1997 (nematodes, 1993)	National	Biological Indicator for Soil Quality	200 locations sampled, divided into ten categories of soil type and land-use type	Two soil/land-use types sampled annually, so one cycle to cover whole network takes 6 years	Microbes (nitrification, microbial biomass, activity, functional and genetic diversity, C:N mineralisation), biological regulators (protists, nematodes, springtails, mites), ecosystem engineers (earthworms, fungal hyphae), community structure
Romania		To monitor soil quality		1992	National		16 km by 16 km grid set up to cover whole country. At each intersection samples are taken from a 400 m by 400 m square (942 sites)	Every four years, unless site is particularly degraded in which case monitoring is annual	Bacteria and fungi (number of)
UK	Countryside Survey, Work Package Soils	The Soil section of the survey has several aims. Aim in relation to soil biodiversity is to determine if there is evidence of a decline in soil biodiversity	Centre for Ecology and Hydrology (research institution), funded by Department for Environment, Food and Rural Affairs	Countryside Survey started in 1978, biological measurements on soil started 1998	National	Invertebrate diversity	629 1km squares to represent all major habitat types 4 samples taken from each square	Since biological measurements were added, surveys have been done in 1998 and 2007	Invertebrates

→ **BARRIERS AND LIMITATIONS TO THE DEVELOPMENT OF SOIL BIODIVERSITY MONITORING NETWORKS**

**Absence of awareness of soil biodiversity conservation**

In the majority of cases (with the possible exception of Germany, Italy and the UK), the measuring of soil biodiversity did not involve the establishment of a separate monitoring scheme. Instead, soil biodiversity measurements, such as microbial biomass or the diversity of other soil fauna, are typically included within the set of parameters which are measured in existing soil monitoring schemes. For instance, in 52 soil monitoring programmes across the world, 18 of them include soil biological attributes (review by the Alberta Ministry of Agriculture and Rural Development, 2003). The advantage of inserting soil biodiversity monitoring within existing soil monitoring networks is that a combined picture of soil abiotic and biotic conditions can be gained, which is necessary to adequately interpret soil biological data.

However, soil biodiversity monitoring per se is not usually an explicit aim, even when it is monitored. Instead, where the purpose of the scheme can be determined (Table 5-3), all but one scheme used soil biota as a means to assess the quality of the soil, usually in combination with other chemical and physical parameters. Only the UK's Countryside Survey appeared to include the monitoring of soil biodiversity as an explicit aim. However, the Dutch monitoring scheme was initiated as part of the country's efforts to meet the requirements of the Convention on Biological Diversity (Rombke, Breure et al. 2005). Therefore, the assessment of biodiversity is likely to be a final aim of this scheme as well.

Other limitations to widespread biodiversity monitoring include a lack of awareness of the importance of biological parameters of soil quality, which is most commonly thought of as a physical or chemical resource.

**Absence of reference system and indicators**

In many cases, the monitoring of soil biodiversity is still in its early stages, and therefore practices have not yet become standardised. For example, the Austrian scheme is implemented at a regional level, and while some regions have included biological parameters (e.g. microbial biomass in Upper Austria), others are yet to do so. However, it is expected that as new methods are developed, such parameters will be a requirement of soil monitoring programmes (Jones 2005).

Several sampling systems have been utilised, which generally follow those used in the existing soil monitoring networks. The lack of long-term data makes the definition of optimum values of soil biodiversity difficult. Thus, the assessment of changes in biodiversity over time is likely to be more useful than assessing the current state of biodiversity (Bloem, Schouten et al. 2003).

Some of the existing monitoring schemes, including those of Germany, Italy and the Netherlands, involved the use of specially developed indicators of soil biodiversity. However, in other cases (e.g. Latvia and Romania), the biomass or number of microbes was the only biological parameter measured. The complexities and difficulties in developing a set of indicators that are not too sensitive to site differences or contamination is likely to be hindering the more thorough monitoring of biodiversity than just of biological parameters (Breure 2004). Difficulties in the identification of soil organisms can also limit the extent to which they can be fully assessed.

**Costs**

The complexity of biodiversity implies that time and money are major impediments for thorough monitoring. Intensive monitoring schemes are relatively expensive and time-consuming. The main cost in soil monitoring is field sampling. For example, taking and analysing samples for one site in the Dutch scheme cost 5500 Euros in 2002, with the entire programme costing 330 000 Euros each year for only 60 sites (Bloem, Schouten et al. 2003). Moreover this programme does not include some of the most relevant soil organisms such as protozoa. Another example is the RMQS programme for Brittany (France) which cost Euros 580 000 per year for 120 sites. Even if these costs may appear extremely high, in reality, when they are considered per hectare, they are relatively low. For instance, a good coverage of the French territory could be carried out with around 2000 sites. With an average cost of 5000 Euros per site this would amount to a cost of 11 000 000 Euros per year, which could be considered expensive. Indeed, if the cost per hectare is considered, France covering a surface of 29 000 000 of hectares, this would amount to a cost of 0.37 Euros per hectare, which is not a high cost for the preservation of soil ecosystem functioning and related services<sup>51</sup>.

The main factors influencing the costs of monitoring programmes are the salary of the personnel performing the sampling and the analyses, which may vary significantly, if academic or private personnel are employed. Added to this, in order to have a complete picture of soil biodiversity, at least one technician is needed for each group of soil organisms within the same research team. Thus, currently, the training of such personnel is one of the blocking points.

Another barrier is the lack of knowledge regarding the DNA sequences useful for species monitoring of micro and macro-fauna. This knowledge is much stronger for soil microorganisms and allows, for this class of organisms, an automatic screening (e.g. DNA microarrays). Even if the investment cost for such molecular screening can be elevated, it is generally paid off in the long term. An identification of the informative DNA sequences and the development of DNA extraction protocols adapted for these groups of organisms will thus help in the development of molecular techniques which could contribute to the cost reduction of monitoring schemes.

### 5. 2. 2. SOIL BIODIVERSITY MONITORING OUTSIDE EU

Following are examples of biodiversity monitoring schemes located outside the EU, which employ different approaches to those identified in Europe.

Monitoring in Australia occurs as part of national or regional biodiversity monitoring programmes, as opposed to soil monitoring programmes. For example, in Australia terrestrial biodiversity has been assessed as part of the National Land and Water Resources Audit in 2002 and again in 2008. The soil biodiversity assessment which is included in this programme focuses on earthworms, termites and ants. These groups are included due to their functional roles in **ecosystem process** and their influence on soil properties, and the fact that they are well known and constitute a large proportion of the biomass of soil invertebrate (Woodman 2008).

In Canada, the diversity of earthworms is monitored as an indicator of soil biodiversity and health by the Worm Watch programme, which is coordinated by the Ecological Monitoring and Assessment Network (EMAN) of Environment Canada, the Canadian Nature Federation and the University of Guelph. The programme is an example of a **community**-based monitoring scheme, which still ensures that the data collected is

<sup>51</sup> Antonio Bispo, personal communication.

scientifically sound. To achieve this, participants, which include researchers, education institutes and the general public, are required to follow standard sampling methods and submit their data using a standardised form. The data collected is used by EMAN (Ecological Monitoring and Assessment Network) to contribute to their national monitoring programmes which aim to assess long-term changes over time and compare them spatially. Using a **community**-based approach allows a greater spatial coverage of data across the country to be obtained, while at the same time collecting local-scale information which is useful for local decision makers. The scheme also has an educational function and can raise awareness of both soil biodiversity and ecological monitoring<sup>52</sup>.

### 5. 2. 3. CONCLUSIONS, KNOWLEDGE GAPS AND RECOMMENDATIONS

Given the complexity of soil biota, indicators are useful to translate trends in soil biodiversity and related services in a simple and clear manner. This is a key factor to **communicate the value of soil ecological capital** to decision-makers. Suitable indicators must be **meaningful** or clearly relate to an important ecological function, **standardised**, so as to allow comparisons among different sites, and **easy to use**, so as to ensure they can be routinely used.

To date however no reference set of indicators or synthetic indicators are available, despite the fact that a multitude of indicators estimating some specific aspects of soil activity or diversity, many of which ISO-certified, exist. But recently, much progress has been made in the development of compound indicators that account for both factors affecting soil biodiversity and soil biodiversity per se. The most promising avenue may lie in the development of **numerical indicators** which are objectively defined, such as GISQ and IBQS, since these do not rely on expert opinion or the definition of reference sites.

A Europe-wide monitoring system must be developed to answer the questions of decision-makers on status and trends in soil biodiversity and their implications. But widely accepted reference sets of indicators, reference ecosystems and standardised sampling protocols are still missing. Thus, while several regional monitoring programmes have been developed, they remain of limited use, since no consensus exists on their scope, duration, or on the parts of the soil system that they represent. The **ENVASSO programme** is the first attempt to a comprehensive, harmonised soil information system in Europe. It offers a minimum set of reference indicators of soil biodiversity that can constitute a standard against which future monitoring schemes should be developed. The future EU-wide monitoring programmes could be integrated into existing biodiversity or soil monitoring networks, and participative schemes could be encouraged.

There is still a need for good quality data on soil organism abundance and distribution over a wide range of situations, in order to establish baselines and thresholds allowing the definition of 'good' or 'bad' soil status. This kind of database is also essential to develop models and predict the impact of management practices and politics on soil biodiversity and protection accurately. Moreover there is a need for methods permitting an easier extrapolation of data from one spatio-temporal scale to another, and permitting long term forecasting of impacts.

---

<sup>52</sup> [www.eman-rese.ca/eman/program/about.html](http://www.eman-rese.ca/eman/program/about.html) ; last retrieval 3/9/2009

The choice of appropriate bio-indicators is dependent on the assessment goals and on the availability of standard methods, laboratories that can perform the analysis, and an appropriate budget. Any system for the assessment and monitoring of soil status based on soil organisms needs simple practical keys for **taxa** identification, regardless of the **taxonomic** resolution considered.

In Europe, the monitoring of soil-dwelling species can be integrated into existing national biodiversity monitoring networks. If methods are found to ensure the scientific reliability of data, **community** monitoring schemes could be encouraged, particularly in those countries where active volunteer programmes already exist. A regulatory obligation to monitor soil biodiversity could be, of course, a strong incentive for such training, as has occurred in the past for water quality monitoring.

An effective monitoring strategy could be to perform a comprehensive monitoring in each EU country covering the whole territory, following by a partial monitoring each year covering only a portion of the sites. The ideal frequency of monitoring for soil biodiversity could be 3-5 years for each site.

This would have the added benefit of raising awareness of the existence and importance of soil biodiversity. The complexity of biodiversity implies that time and money are major impediments for thorough monitoring. Intensive monitoring schemes are expensive and time-consuming. The main cost in soil monitoring is field sampling. Indeed, since the value of the provided services is not valuated in a homogenous way, it is not possible to say which is a relative high cost for the preservation of soil ecosystem functioning.

→ **MAIN RESEARCH GAPS:**

- **Development of accepted synthetic indicators**
- **Indicators for long term impacts**
- **More precise models for extrapolation of process measurement from one scale to another**
- **An identification of the informative DNA sequences and the development of DNA extraction protocols adapted for soil organisms would help in the development of molecular techniques which could contribute to the cost reduction of monitoring schemes. This already exists for microorganisms, but is not developed enough for other soil organisms such as earthworms or insects.**

*This page has been left intentionally blank*

## 6. EXISTING POLICIES RELATED TO SOIL BIODIVERSITY

### 6.1. EU AND INTERNATIONAL POLICIES

#### 6.1.1. POLICIES HAVING A DIRECT LINK WITH SOIL BIODIVERSITY

##### → PROTECTING SOIL BIODIVERSITY

##### The FAO Soil Biodiversity Initiative

The Conference of Parties (COP) to the Convention on Biological Diversity (CBD)<sup>53</sup> decided, at its 6<sup>th</sup> meeting in Nairobi April 2002, “to establish an International Initiative for the Conservation and Sustainable Use of Soil Biodiversity as a cross-cutting initiative within the programme of work on agricultural biodiversity, and invites the Food and Agriculture Organisation of the United Nations, and other relevant organisations, to facilitate and coordinate this initiative”.

The International Technical Workshop on Biological Management of Soil Ecosystems for Sustainable Agriculture, which was organised by EMBRAPA-SOYBEAN and FAO, and held in Londrina, Brazil during 24-27 June 2002, was organised in this context as a contribution to the joint programme of the CBD (Convention on Biological Diversity) and FAO in accordance with FAO’s mandate on sustainable agriculture and food security and with Decision V/5 of the COP to the CBD.

There are two main objectives for the Soil Biodiversity Initiative<sup>54</sup>. The first one is the promotion of **awareness raising, knowledge and understanding** of key roles, **functional groups** and impacts of diverse management practices in different farming systems and agro-ecological and socio-economic context. The second, even more important, is the promotion of **ownership and adaptation** by farmers of integrated soil biological management practices as an integral part of their agricultural and sustainable livelihood strategies. Finally, the initiative also aims at strengthening collaboration among actors and institutions and mainstreaming soil health and biological management into agricultural, land management and rehabilitation programmes.

This **recommendation** originated from the **Subsidiary Body on Scientific, Technical and Technological Advice (SBSTTA)** of the CBD, which resulted in the document 7/INF/11 on **Soil Biodiversity and Sustainable Agriculture**<sup>55</sup> which was submitted by FAO. The initiative for conservation and sustainable use of soil biodiversity was formally established by decision VIII/23, section B of the Conference of the Parties, in March 2006. The mandate for establishing the initiative was provided by **decision VI/5**.

<sup>53</sup> At the 1992 Earth Summit in Rio de Janeiro, world leaders agreed on a comprehensive strategy for ‘sustainable development’. One of the key agreements adopted at Rio was the Convention on Biological Diversity. The Convention establishes three main goals: the conservation of biological diversity, the sustainable use of its components, and the fair and equitable sharing of the benefits from the use of genetic resources.

<sup>54</sup> Available at: [www.fao.org/ag/agl/agll/soilbiod/fao.htm](http://www.fao.org/ag/agl/agll/soilbiod/fao.htm) ; last retrieval 02/09/2009

<sup>55</sup> Available at: [www.cbd.int/doc/meetings/sbstta/sbstta-07/information/sbstta-07-inf-11-en.pdf](http://www.cbd.int/doc/meetings/sbstta/sbstta-07/information/sbstta-07-inf-11-en.pdf) ; last retrieval 02/09/2009

To date, work on soil biodiversity has been conducted in the areas of assessment, monitoring and mainstreaming under programmes and projects conducted by institutions, e.g. Tropical Soil Biology and Fertility of the International Centre of Tropical agriculture (TSBF-CIAT)<sup>56</sup>, the Institut pour la Recherche et le Développement (IRD)<sup>57</sup>, CAB International<sup>58</sup>, etc. In general, some groups of soil biota have been studied more than others, especially earthworms, termites, ants and nitrogen-fixing bacteria.

Regarding the first objective of the initiative, *sharing of knowledge and information and awareness-raising*, while some case studies exist<sup>59</sup>, new case studies would allow for the needed updated information. To date, limited work has been undertaken to compile, synthesise, and evaluate case studies for practical advice and active dissemination. There is still limited coordinated effort to gather data and information specific to soil biodiversity. Databases and information systems exist that contain relevant information, but these are intrinsic to project work being carried out. In general there is considerable potential for the development of information systems and augmentation of networking regarding sharing of knowledge and information. Moreover, much more work is required in this area and efforts are needed to enhance public awareness and make relevant information widely available. Regarding the second objective, *capacity-building for the development and transfer of knowledge of soil biodiversity and ecosystem management into land use and soil management practices*, the promotion of adaptive management approaches, as well as capacity building efforts and some targeted participatory research is ongoing, e.g. in Brazil, the AMAZ-BD (IRD) is conducting participatory farmer-oriented learning-by-doing processes on soil life and function. Some very relevant work has been undertaken on indicators, which has the potential to contribute to broader efforts to develop tools, build information and identify and develop datasets on soil biodiversity at national level that are important for agriculture. FAO has provided support for the development of extension field guides on soil macro-fauna and soil health in collaboration with IRD. Taxonomic expertise lacks in many countries for most of the soil biota groups; therefore collaboration with the Global Taxonomy Initiative could be strengthened, to fill specific gaps. Technical expertise and capacity building is provided at the technical level and only for some groups of soil organisms. Nonetheless, there is a need for training on soil biodiversity and functions at the farmer level with advocacy material and training manuals. Regarding the third objective, *strengthening collaboration among actors and institutions and mainstreaming soil biodiversity and biological management into agricultural and land management and rehabilitation programmes*, activities have so far been limited. There is also a need to strengthen collaborative mechanisms between sectors in order to ensure mainstreaming of soil biodiversity and biological management. In conclusion, the work carried out to date has highlighted the very real need and considerable potential for work under this Initiative to develop further partnerships and in particular to make available relevant research findings for

<sup>56</sup>Website of the Centro Internacional de Agricultura Tropical, available at [www.ciat.cgiar.org/tsbf\\_institute/index.htm](http://www.ciat.cgiar.org/tsbf_institute/index.htm); last retrieval 15/12/2009

<sup>57</sup> IRD is a French public research institute working for the development of Southern countries. The website is available at: [www.en.ird.fr/the-ird](http://www.en.ird.fr/the-ird); last retrieval 15/12/2009

<sup>58</sup> CABI is a not-for-profit international organization. The website is available at [www.cabi.org/](http://www.cabi.org/); last retrieval 15/12/2009

<sup>59</sup>Some case studies are available on the FAO soil biodiversity portal: [www.fao.org/landandwater/agll/soilbiod/default.stm](http://www.fao.org/landandwater/agll/soilbiod/default.stm) and through the CBD Secretariat website [www.biodiv.org/programmes/areas/agro/case-studies.asp](http://www.biodiv.org/programmes/areas/agro/case-studies.asp); last retrieval 15/12/2009



application for promoting sustainable and efficient agricultural development (UNEP/CBD 2007).

### **UN Convention to Combat Desertification (UNCCD)**

Soil protection falls directly within the aims of the **UN Convention to Combat Desertification in Countries Experiencing Serious Drought and/or Desertification (UNCCD)**, adopted in 1994 and entered into force in December 1996. The UNCCD aims to prevent and reduce land degradation, rehabilitate partly degraded land, and reclaim partly desertified land. In 2002, a review of the UNCCD<sup>60</sup> made a series of recommendations regarding the need for more coherent policy and legislative instruments and strategies to deal with sustainable land management.

Affected Member States are required to assess and evaluate the main drivers of desertification in their country in a report. This will provide a basis to combat desertification, through activities aimed at the prevention and/or reduction of soil degradation, rehabilitation of degraded soil, and reclamation of desert soils. All developed countries from the European region, regardless of whether they are affected by desertification or not, are requested by the UN to support the activities of UNCCD worldwide and to report on their financial assistance.

Although desertification is widely recognised to lead to a decline in soil biodiversity, only three of the 12 EU-27 Member States affected by desertification reported any information on soil biodiversity (Greece, Hungary and Latvia). Each of these three Member States detected a decline in soil biodiversity, which was clearly identified as a soil degradation process in Hungary, while Greece and Latvia did not provide any information on the spatial extent or intensity of biodiversity decline (Hannam and Boer 2004).

### **EU Soil Thematic Strategy**

Until recently, soil had not been subject to a specific protection policy at the Community level, although several Community policies contribute to soil protection. For these reasons, in the context of the Sixth Environment Action Programme (EAP<sup>61</sup>), the Commission adopted a Thematic Strategy on Soil Protection, with the aim to halt and reverse soil degradation. This comprehensive strategy aims to account for all the different functions that soils can perform, their variability and complexity, and the range of different degradation processes to which soils can be subject (European Commission 2006). The strategy is based around four pillars: (i) a framework legislation, (ii) the integration of soil protection in other national and Community policies, (iii) increased research on soils as a foundation for policies, and (iv) raising public awareness of the need to protect soils.

In September 2006, the Community made a proposal for a framework Directive to protect EU soils. The Directive, which is still being evaluated at the EU level<sup>62</sup>, establishes common objectives and principles, but leaves it to each MS to decide on its

<sup>60</sup> See UNCCD Secretariat, Report of the Committee for the Review of the Implementation of the Convention (2002)

<sup>61</sup> Decision No 1600/2002/EC of the European Parliament and of the Council of 22 July laying down the Sixth Environmental Action Programme (OJ L 242, 10.9.2002, p. 1–15).

<sup>62</sup> For more information see [www.ec.europa.eu/environment/soil/process\\_en.htm](http://www.ec.europa.eu/environment/soil/process_en.htm); last retrieval 02/09/2009

level of intervention, allowing for an efficient use of the national and administrative capabilities (European Commission 2006). The overall objective of the Directive is the protection and sustainable use of soils based on (1) the prevention of further soil degradation and the preservation of its functions, (2) the restoration of soils to a level of functionality consistent with current and intended use. In addition, the Directive calls for an evaluation of the impacts of other sectoral policies on soil functions, and also requires the identification of areas where soils are at risk of degradation and the establishment of national programmes of measures, as well as measures to identify and avoid contamination of soils.

Nevertheless, such proposals within the Directive do not include provisions specially aiming at the protection of soil biodiversity (to fight the decline of soil biodiversity), but rather address it indirectly by limiting soil degradation processes such as soil sealing, contamination, compaction, organic matter decline, salinisation and landslides..

### EU Biodiversity policies

As a party to the 1992 CBD, the European Community accepted an international obligation to achieve a significant reduction of the loss in biodiversity rates by 2010, and went further by deciding to halt biodiversity loss by the same year (European Commission 2001). This is a recognition at the EU level of the ‘no net loss principle’, requiring quantitative and qualitative aspects of biodiversity to be maintained at a status quo. This aim is also enshrined in the legally binding Decision on the 6<sup>th</sup> EAP<sup>63</sup>. Yet, managing soil biodiversity is largely neglected, and is a completely different issue to that of managing aboveground biodiversity.

MS need to adopt measures to conserve biological diversity, especially through *in situ* conservation. Given the importance of soil and soil activity for the maintenance of all biodiversity, the protection of nature should not neglect soil biodiversity. In order to attain the 2010 target to ‘halt biodiversity loss’, the core of European nature conservation and biodiversity policy lies in the Natura 2000 EU wide network of protected areas (de Sadeleer 2006). Natura 2000 now forms the largest coherent network of protected areas in the world, covering more than 20% of the EU territory, with over 26 000 protected areas<sup>64</sup>. Innovatively, Natura 2000 combines conservation and development aims, such that most of the land in the network continues to be privately owned. The network of protected areas was established under the 1992 Habitats Directive<sup>65</sup> and aims to ensure the long term survival of Europe’s most valuable threatened species and **habitats**, thereby fulfilling a Community obligation under the UN Convention on Biological Diversity for restoring endangered **habitats** and species of Community interest.

Natura 2000 relies mainly on a designated areas approach within each Member State, which remains the core legal technique of nature conservation in Europe. Member States design Special Areas of Conservation (SACs) established under the Habitats Directive, to maintain **habitats** of community interest that are in danger of disappearing within their natural range, that occur mainly in the EU, or represent an

<sup>63</sup> Decision No 1600/2002/ EC of the European Parliament and of the Council of 22 July laying down the Sixth Environmental Action Programme, (OJ L 242, 10.9.2002, p. 1–15)..

<sup>64</sup> Natura 2000: [www.ec.europa.eu/environment/nature/natura2000/index\\_en.htm](http://www.ec.europa.eu/environment/nature/natura2000/index_en.htm); last retrieval 09/09/2009

<sup>65</sup> Council Directive 92/43/EEC on the conservation of natural habitats of wild fauna and flora (the Habitats Directive)

outstanding example of one or more of the nine European eco-regions. The network also encompasses Special Protection Areas (SPAs) established under the older Birds Directive<sup>66</sup>. SPAs are the most suitable sites to conserve particularly vulnerable bird species (as listed in Annex 1 of the Directive) and regularly occurring migratory birds, but also contribute to maintain healthy populations of all bird species.

In general terms, the Habitats and the Birds Directives address to a very limited extent soil threats or soil biodiversity. Indeed, Annex 2 of the Habitats Directive includes a few soil families, mainly peaty soils and raised bogs and mires, and only a very few exceptions of the soil species included in the Annex 1 of the same Directive are considered in the present study (e.g. the beetle *O. Eremite*). The creation of SACs or SPAs does, however, have indirect beneficial impacts on soil biodiversity. In particular, some of the concerned SAC **habitats** are based on specific soil types, thus protecting these **habitats** will indirectly protect soil biodiversity. Furthermore, protecting certain areas from agricultural intensification or deforestation through the Habitats Directive can have an important effect on soil biodiversity. Indeed, soil biodiversity tends to be greater in undisturbed natural lands compared to cultivated fields (SoCo 2009).

In this context, LIFE is the main funding mechanism at an EU level from which environmental and nature conservation projects can benefit. Projects funded under the LIFE+ Nature and Biodiversity category are required to support the implementation of the Birds and Habitats Directives, through targeting priority species and habitats, as well as Natura 2000 sites. In 2002 and 2008, 5 projects were funded which contained 'soil biodiversity' as a key word.

➔ **ADDRESSING THE IMPACTS OF CHEMICAL POLLUTION AND NEGATIVE MANAGEMENT**

**PRACTICES ON SOIL BIODIVERSITY**

**The Plant Protection Products Directive**

The Plant Protection Products Directive<sup>67</sup>, adopted in 1991, concerns the authorisation, placing on the market, use, and control of plant protection products in commercial use within the EU. It was repealed in November 2009 by a Regulation concerning the placing of plant protection products on the market<sup>68</sup>.

This Regulation will be complemented by a Thematic Strategy on the Sustainable Use of Pesticides (COM(2006) 372)(European Commission 2006) and the Directive establishing a framework for Community action to achieve the sustainable use of pesticides, adopted in October 2009<sup>69</sup>, which address risks resulting from the actual use of pesticides (mainly plant protection products).

In this context, the newest development is the increasing attention for the structural aspects of ecosystems, i.e. biodiversity. This is further presented and discussed in a new opinion paper published by the European Food Safety Authority (EFSA) working group (EFSA 2009). In particular, in this opinion paper it is proposed that the unacceptability of the effects of the pesticide application should be assessed under

<sup>66</sup> Council Directive 79/409/EEC on the conservation of wild birds (the Birds Directive)

<sup>67</sup> Council Directive 91/414/EEC of 15 July 1991 concerning the placing of plant protection products on the market

<sup>68</sup> Regulation (EC) No 1107/2009 of the European Parliament and of the Council of 21 October 2009 concerning the placing of plant protection products on the market and repealing Council Directives 79/117/EEC and 91/414/EEC

<sup>69</sup> Directive 2009/128/EC of the European Parliament and of the Council of 21 October 2009 establishing a framework for Community action to achieve the sustainable use of pesticides

field conditions, the exposure scenarios should describe the exposure in that soil layer that is the habitat of the species and processes of interest: the Ecotoxicologically Relevant Concentration (ERC). The ERC is hence a function of space and time, and the exposure scenarios should describe the exposure in the soil layer that is the habitat of the species and processes of interest, i.e. the ERC. The ERC varies in space and time, and the dimensions are governed by the communities that are present in the various soil profiles in the different regions in Europe. Aiming at modelling ERC soil values for model species, the development of relevant exposure scenarios should be done using an ecoregion approach. The underlying concept relies on the fact that different ecoregions support different soil communities and different guilds that may play a different role in supporting relevant soil services (EFSA 2009). Therefore, this paper concludes that exposure assessments in soil could be refined based on a novel underlying concept using eco-region maps to define ecologically relevant exposure scenarios. This approach could indeed be very useful for taking into consideration regional specificities and how these might influence the effects of pesticide application. Nevertheless, establishing the ERC for different ecoregions would require considerable research efforts, as the current knowledge on the effects of pollutants on soils remains relatively limited, as indicated before. Indeed, most studies simply show the susceptibility of particular organisms to certain pollutants, and establishing these ERC would require taking into account a larger variety of species and their interactions at different spatial scales.

➔ **ADDRESSING THE IMPACTS OF NEGATIVE MANAGEMENT PRACTICES**

**Agricultural policies**

Agriculture preserves many specific genes, species and **habitats**, both above and below ground. A **Biodiversity Action Plan for Agriculture** (European Commission 2001) promotes **environmentally-friendly and sustainable farming practices** and systems that benefit biodiversity directly or indirectly, through agri-environmental measures and compensatory allowances within the CAP (Common Agricultural Policy). In particular, **agro-environmental measures** offer opportunities for the enhancement of soil biodiversity and the build-up of soil organic matter, through the support to organic farming, low or no tillage, the protection and maintenance of terraces, limited pesticide use, integrated crop management, low intensity pasture systems, the use of certified compost, etc. Indeed, agricultural land use (e.g. arable and grasslands) can have significant positive (liming in grasslands or low levels of disturbance) and negative (ploughing, overuse of agrochemicals or organic wastes) impacts on different components of soil biodiversity. Therefore, policies promoting certain practices will have an important effect on the biodiversity of soils.

Cross compliance, a horizontal tool for both pillars, which is compulsory since 2005 (as established in the 2003 Regulation establishing common rules for direct support schemes under the common agricultural policy<sup>70</sup>), plays an important role in soil protection, conservation and/or improvement. Under cross compliance rules, the receipt of the Single Farm Payment and payments for eight rural development measures under Axis 2 is conditional on a farmer's compliance with a set of standards. First, the **statutory management requirements** (SMRs; listed in Annex III of the 2003 Regulation establishing common rules for direct support schemes) create synergies between the Direct Payments Scheme and the need to ensure compliance with a

<sup>70</sup> Council Regulation (EC) No 1782/2003 establishing common rules for direct support schemes under the common agricultural policy and establishing certain support schemes for farmers.

number of relevant EU environmental Directives, including the Nitrates Directive. Second, the requirement to keep agricultural land (whether in productive use or not) in **good agricultural and environmental conditions** (GAEC; listed in Annex IV of the 2003 Regulation establishing common rules for direct support schemes) aims to prevent land abandonment and ensure minimum maintenance of agricultural land (SoCo 2009). The elements of GAEC specifically target protection against soil erosion, maintenance or improvement of soil organic matter, and maintenance of a good soil structure. The fact that GAEC requirements are defined at national level enables Member States to address soil degradation processes flexibly according to national priorities and local needs.

Nevertheless, the impacts of cross-compliance on soil conservation were limited by the fact that the measure does not cover all European agricultural land: the majority of measures are applied only to a portion of agricultural land (e.g. set-aside land, parts of arable land), and certain land-use types (e.g. forestry or land used to cultivate some fruits and vegetables) are currently not included in the scheme. Moreover, the extent to which soil is protected by the identified measures depends on the level of implementation for these different measures, which can be highly variable.

For example, the GAEC standards depended on local conditions, including soil and land use. Thus each Member States has flexibility in deciding which standard to implement, and over what spatial scale (national or regional level), resulting in great variability in the measures implemented across EU-27. The Annex IV standards addressed by most MS are the standard of ‘protection of permanent pasture’ and ‘avoiding the encroachment of unwanted vegetation on agricultural land’, which belong to the GAEC issues ‘minimum level of maintenance’. Significant benefits for soil biodiversity can be achieved through a shift from arable land to permanent pasture, which allows soil organic matter to be restored and the prevention of soil erosion from the permanent plant cover. A further standard addressed by many Member States is ‘arable stubble management’. Prohibition of the burning of plant residuals on parcels after the harvest provides strong benefits for the improvement and growth of soil organic matter. While some Member States (Austria, France, Greece, Finland, Ireland, Italy, Spain, Cyprus, Slovenia, Luxembourg, and UK) adopted measures to deal with all the soils threats considered by cross-compliance, improvements are still possible and are necessary in these Member States, such as more detailed requirements for soil erosion measures in Greece and Italy, the introduction of crop rotation systems in Spain and UK (England), more clearly defined measures in Cyprus or the enhancement of standards addressing minimum level of maintenance in Slovenia. The standard of ‘appropriate machinery use’ in order to maintain soil structure has only been implemented by 11 Member States, although soil compaction is a widespread problem across Europe (Hudec 2007). In a few new Member States (Estonia, Lithuania, Slovakia and Latvia), GAEC standards place a strong emphasis on minimum level of maintenance, but additional measures are poorly designed (EU 2007 evaluation of soil protection in Member States). In contrast, certain Member States have introduced cross-compliance measures that are beyond the scope of Annex IV or have adopted a very detailed range of GAEC measures (e.g. France, the Netherlands, Spain, UK (Wales) and Germany).

The 2003 Regulation establishing common rules for direct support schemes has been substituted in 2009 by a new Regulation following the Health Check agreement in 2008<sup>71</sup>. According to Article 4 of the new 2009 Regulation, a farmer receiving direct

<sup>71</sup> Council Regulation (EC) No 73/2009 of 19 January 2009 establishing common rules for direct support schemes for farmers under the common agricultural policy and establishing certain support schemes for

payments shall respect the statutory management requirements listed in Annex II and the good agricultural and environmental condition referred to in Article 6, which establish that Member States shall ensure that all agricultural land, especially land which is no longer used for production purposes, is maintained in good agricultural and environmental condition. Member States shall define, at the national or regional level, minimum requirements for good agricultural and environmental conditions on the basis of the framework established in Annex III.

### 6. 1. 2. LEGISLATION WITH INDIRECT SOIL BIODIVERSITY LINKS

The European Union has adopted several policies dedicated to water protection, pollution prevention and waste management, which contribute to some extent to soil protection by addressing specific threats indirectly (e.g. nitrates, genetically modified crops, etc.), and which consequently have an indirect effect on soil diversity.

The following table summarises some of these policies and initiatives that were considered to be most relevant, their indirect impact on soil biodiversity and interaction with other policies.

---

farmers, amending Regulations (EC) No 1290/2005, (EC) No 247/2006, (EC) No 378/2007 and repealing Regulation (EC) No 1782/2003

**Table 6-1: EU and legislation with an indirect impact on soil biodiversity**

Policy / Programme	Description	Land Degradation Processes Targeted by the Policy /Programme	Impact on soil biodiversity
EU Forest Action Plan <sup>72</sup>	The Action Plan focuses on four main objectives: to improve long-term competitiveness; to improve and protect the environment; to contribute to the quality of life; and to foster coordination and communication. Eighteen key actions are proposed by the Commission to be implemented jointly with the Member States during the period of five years (2007– 2011).	Agricultural land abandonment; Desertification; Forest fires; Associated risks to: Soil erosion; Soil compaction; Declining soil biodiversity, fertility and organic matter content.	Soil biodiversity tends to be greater in forests (compared to grasslands) (SoCo 2009)
Water Framework Directive <sup>73</sup>	The implementation of the WFD is a priority in order to address mismanagement of water resources with the objectives of preventing and reducing pollution, promoting sustainable water use, protecting the aquatic environment, improving the status of aquatic ecosystems and mitigating the effects of floods and droughts	Water and soil contamination; Associated risks to soil erosion, soil compaction, declining soil biodiversity, fertility and organic matter content.	Stimulating various initiatives by MS to reduce diffuse pollution from agriculture, including soil run-off from arable land
European Climate Change Programme (ECCP)- Programmes I and II	During the ECCP I, the working group on agriculture identified and discussed about 60 measures having potential for GHG emissions mitigation, some of which relate to soil management and environmentally friendly practices in the agricultural sector to promote carbon sequestration.	Declinig of organic matter content.	Soil structure (composed of pedality and porosity) and soil organic matter (amount and distribution) are also the main factors influencing soil biodiversity. SOM in a warming climate is a major concern as soil is the largest terrestrial pool of carbon. Declines in SOM may have an important impact on soil biodiversity, which is closely related to it (i.e. soils with an adequate amount of organic carbon have a good structure).

<sup>72</sup> Communication from the Commission to the Council and the European Parliament on an EU Forest Action Plan(COM(2006) 302 final)

<sup>73</sup> Directive 2000/60/EC of the European Parliament and of the Council establishing a framework for the Community action in the field of water policy

Policy / Programme	Description	Land Degradation Processes Targeted by the Policy /Programme	Impact on soil biodiversity
Nitrates Directive <sup>74</sup>	Designed to protect the European Community's waters against nitrate pollution primarily arising from the application and storage of inorganic fertiliser and manure from agricultural sources.	Water and soil contamination	Shaping national legislation on manure storage and management, levels of inorganic fertiliser use and other aspects of farm management. This Directive is expected to have positive effects on local and diffuse soil pollution by nitrates (and phosphates).
Sewage Sludge Directive <sup>75</sup>	Regulates the use of sewage sludge on agricultural land, by limiting and restricting applications in such a way as to prevent harmful effects on soil, vegetation, animals and man. To this end, it prohibits the use of untreated sludge on agricultural land unless it is injected or incorporated into the soil.	Soil and water contamination; Declining soil biodiversity, fertility and organic matter content.	Sewage sludge can have mixed effects on soil biodiversity. It can increase the input of organic matter and nutrients and also increase the contaminants load of the soil. Sludge is potentially contaminated by a whole range of pollutants. Some of these can be broken down into harmless molecules by soil microorganisms, whereas others are persistent including heavy metals. This may result in increasing levels in the soil with subsequent risks for soil microorganisms, plants, fauna and human beings.
Waste framework Directive <sup>76</sup> (2006/12/EC)	Requires Member States to take the necessary measures to ensure that waste is recovered or disposed of without endangering human health and without using processes or methods which could harm the environment.	Contamination of land and water	

<sup>74</sup>Council Directive

<sup>75</sup> Council Directive 86/278/EEC of 12 June 1986 on the protection of the environment, and in particular of the soil, when sewage sludge is used in agriculture

<sup>76</sup> [Directive 2006/12/EC of the European Parliament and of the Council of 5 April 2006 on waste](#)



Policy / Programme	Description	Land Degradation Processes Targeted by the Policy /Programme	Impact on soil biodiversity
Landfill Directive <sup>77</sup>	The Directive's objective is to prevent or reduce as far as possible negative effects on the environment from the landfilling of waste, by introducing stringent technical requirements for waste and landfills and preventing/reducing the adverse effects of the landfill of waste on the environment, in particular on surface water, groundwater, soil, air and human health	Contamination of land and water	
Regulation on organic production and labelling of organic products <sup>78</sup>	The goal of this new legal framework is to set a new course for the continued development of organic farming. Sustainable cultivation systems and a variety of high-quality products are the aim. In this process, even greater emphasis is to be placed in future on environmental protection, biodiversity and high standards of animal protection.	Associated risks to: Soil erosion; Soil compaction; Declining soil biodiversity, fertility and organic matter content.	Organic farming and soil tillage both have a positive effect on soil biodiversity, through enhancing the amount of carbon and reducing soil disturbance, respectively. However, the trade-off can be diminished yield and increased weed or disease incidence.

<sup>77</sup> Council Directive 1999/31/EC of 26 April 1999 on the landfill of waste

<sup>78</sup> Council Regulation (EC) No 834/2007 of 28 June 2007 on organic production and labelling of organic products and repealing Regulation (EEC) No 2092/91

## 6.2. POLICIES IN MEMBER STATES

### → SOIL BIODIVERSITY PROTECTION

To date, less than a dozen Member States have developed specific legislation on soil protection, mainly related to pollution and clean-up. Otherwise, soil protection is mainly addressed in more general Environmental Codes and Acts. In any case, soil biodiversity is generally not addressed in soil protection related legislation. In some Member States, however, some progress has been made in considering soil biodiversity in relation to sustainable agriculture and nature restoration practices.

### → MONITORING SOIL BIODIVERSITY

Biological monitoring is in most cases not explicitly mentioned in soil protection laws. Nevertheless, a few Member States are progressing in this specific field.

The current approach in the Netherlands for site-specific ecological risk assessment of soil contamination is based on the estimation of effects from the presence of contaminants in soil and hazardous concentration values. However, legal authorities are qualified to use additional methods when the current approach does not provide a clear result. Trends in assessment methods are directed to the application of biological tests, like bioassays and biological field observations. For this framework the so-called TRIAD approach was adopted and transformed to fit the quantitative data of different assessment tools. The TRIAD comprises three elements: an assessment of risks from the presence of contaminants in the soil and biota (substance directed approach), an assessment of risks from the results of bioassays with samples from the site, and biological field observations.

The German government has also taken action within the past years for the protection of soil organisms by defining trigger values for selected chemicals and the ecological classification and assessment of soils (see previous section 5.2 on monitoring schemes).

In any case, soil biology monitoring is not mandatory or required in existing legislation in Member States.

## 6.3. CONCLUSIONS BARRIERS AND RECOMMENDATIONS

### 6.3.1. CONCLUSIONS

To date, no legislation or regulation exists that is specifically targeted at soil biodiversity, whether at international, EU, regional or national level. This reflects both the conspicuous lack of attention that has generally been paid to soil protection at the policy level (Giller 1996; Wolters 2001) and the lack of awareness of the value of soil biodiversity.

Soil biodiversity is neglected even amongst conservationists. Despite representing almost a fourth of the total biodiversity on earth, soil organisms represent only 1%

of the IUCN red-listed species, and only eight soil species have CITES<sup>79</sup> protection worldwide (Decaens, Jimenez et al. 2006): three scorpions, four tarantulas and one lucanid beetle. This is not because soil species are not endangered, but because their status is overlooked. A similar trend is noticeable in the identification of biodiversity hotspots, which focus more on aboveground diversity than on belowground biodiversity. Other soil species, such as bacteria, fungi and protozoans, as well as insects, earthworms, ants and termites, are completely overlooked.

The growing body of EU and national biodiversity and environmental legislation and regulations could thus offer an untapped potential for the sustainable (therefore long-term) protection of biodiversity, which could be expanded and developed to account for the specific needs of soil biodiversity. However managing aboveground biodiversity may not necessarily do much for the protection of soil biodiversity. For instance, soil biodiversity will only benefit from plant diversity when plant diversity promotes the diversity in habitats, water dynamics, microclimate and resource quantity and quality. Plant diversity effects therefore are species or trait specific. Similarly, little is known about the role of ecological corridors for soil biodiversity. Although their effectiveness could be supposed to be much lower than for some aboveground species (Rantalainen, Haimi et al. 2008), it is important to highlight again the current limited knowledge about the impacts, interactions and dynamics of the soil community at the landscape level, and therefore the need to focus future research at the larger scale and not only at the plot scale. Indeed, field margins may also improve the connectivity of the landscape for soil organisms.

In contrast, the management of soil communities could be the basis for the conservation of endangered plants and animals. Indeed, as we have seen, soil biodiversity directly affects aboveground plant diversity, and thus indirectly the rest of aboveground communities. Moreover, soil communities are essential to the provision of several regulating services, such as climate, water, erosion and disease regulation, which are main drivers of aboveground diversity. Therefore, developing policies suitable for soil biodiversity could have a much greater scope than soil biodiversity *per se*.

Given that soil biodiversity affects several other environmental areas, a European dimension to soil biodiversity protection is essential. Indeed, soil biodiversity can be affected by a number of existing policies, related to soil, water, agriculture, climate change and nature. For instance, different initiatives exist in several Member States promoting environmentally-friendly practices, mainly in the forestry and agricultural sectors, which could have a beneficial indirect impact on soil biodiversity, often due to the economical constraints they are facing. A European dimension would serve both as a catalyser to raise the awareness on the benefits of soil biodiversity and therefore of its protection, as well as an integrator, to ensure related policies and regulations are harmonised and do not conflict with each other. The EU dimension also ensures that soil degradation is prevented, rather than shifted to other areas with less stringent legislation.

---

<sup>79</sup> Convention in International Trade of endangered Species of Wild Fauna and Flora, is an international agreement between governments. Its aim is to ensure that international trade in specimens of wild animals and plants does not threaten their survival.

Soil biodiversity remains poorly known and understood to decision-makers, farmers, conservationists, and the general public. This lack of awareness is one of the main reasons for the current neglect of soil biodiversity.

There is a need to improve the recognition of the multiple benefits of soil biodiversity. Indeed, ethical considerations like the intrinsic value of soil biodiversity alone are not sufficient reasons for the protection of soil. Instead, the anthropocentric point of view dominates, with a focus on the protection of the functional features of soil. This requires placing a value on the essential ecosystem services provided by soil organisms, and estimating how much of this value is due to soil biodiversity. While many advances have been made in recent years, this work is still under development (see Section 3.8).

The lack of conservation ecology approaches for soil biotas, beyond being a major shortcoming of soil science, may also be one of the main factors that hindered the development of appropriate legislations to protect soil biodiversity. The fact that the knowledge of the structure and functions of the soil **community** was still limited and the ecosystem so complex resulted in the practical exclusion of biological aspects from legislation.

Finally, many of the benefits provided by soil biodiversity tend to be imperceptible to the unknowing eye: soil biodiversity steers several processes from below and its effects may act over long time scales of several years. This may limit the uptake of practices that could improve soil biodiversity. For instance, farmers are driven essentially by economics and not by environmental concerns. Thus uptake of management practices that have a positive influence on soil biodiversity and improve or sustain land productivity over the long-term may require incentives.

### 6. 3. 3. RECOMMENDATIONS

Policies for soil biodiversity protection can act either directly, on the cause of soil biodiversity and services loss, or indirectly, on the impacts of this loss. Acting on the causes of soil biodiversity loss is the most sustainable option, leading to long-term solutions. However, before deciding on the best types of measures for soil biodiversity protection, two questions arise for the policy-maker:

- **Is all soil biodiversity necessary?** Indeed, given the extraordinary diversity of soil organisms and the fact that several organisms can perform the same functions, it could appear as though loss of some species would be of little consequence to the functions of ecosystems. However, as illustrated in Box 4, this is not the case. The specific roles of each soil organism are not yet fully understood, but it is clear that their diversity provides a form of insurance, increasing the resilience of soil systems. This is critical in the context of growing climate and land use change, which are the two main drivers of soil biodiversity loss (see Section 4. ).
- **At what privileged scale should soil biodiversity protection be performed?** As we have seen, soil biodiversity is affected by a hierarchy of spatio-temporal processes, each of which is characteristic of a specific functional group (see Section 2. ). This offers managers a clear framework, within which they can choose among direct action on the functional group

affected, or indirect action at higher spatio-temporal scales than that of the functional group affected. Moreover, the scale at which the driver of soil biodiversity loss acts also has to be considered: thus seasonal effects need not be addressed in the same fashion as long-term trends in climate change.

As indicated before, so far there is not a single legislation dedicated to the protection of soil biodiversity. Furthermore, existing biodiversity legislation and initiatives (e.g. the Habitats Directive), do not fully recognise the importance of soil biodiversity and its contribution to the resilience of ecosystems and provision of several regulating services. This reflects the lack of awareness for soil biodiversity and its value, as well as the complexity of the subject.

To address this gap, and further promote soil biodiversity protection, one first step would consist in establishing the state of soil biodiversity and assessing the risks of soil biodiversity loss. This, on the other hand, would require the development of reliable indicators, so that long-term monitoring programmes can be set up. There exist a host of simple indicators that target a specific function or species group. Nevertheless, widely accepted reference sets of indicators, reference ecosystems and standardised sampling protocols are still missing and therefore further research would be necessary. The ENVASSO project already offers a set of minimum reference indicators of soil biodiversity and could serve as the basis for further improvements.

The **JRC** created in mid 2008 a **Biodiversity expert group** to provide advice and assistance regarding its scientific and technical activities in support to EU soil policy making and research<sup>80</sup>. Its **role in awareness raising could perhaps be further promoted** or its functions extended, so as to also coordinate further research related to the development of appropriated indicators and monitoring methods.

In this context, **the introduction of mandatory monitoring requirements could contribute**, as it has happened in other fields (e.g. the requirements for the monitoring of surface water status under the WFD), **to trigger the development of adequate indicators and monitoring methodologies**. Furthermore, this is key in order to improve awareness on the central role of soil biodiversity and for developing capacity-building among farmers to promote biological management.

In this regard, the proposal of a Soil Framework Directive could provide the legislative framework for introducing specific monitoring requirements. So far, the proposal of a Directive requires MS to identify and carry out an inventory of the sites which according to their assessment are posing a significant risk to human health and the environment, stemming from soil contamination. This would be complemented by the obligation for the seller or prospective buyer to provide a soil status report for any transaction of land where a potentially contaminating activity has taken or is taking place. Therefore, so far, biological aspects are not taken into consideration for determining the quality of soil, nor are there requirements to monitor the ecological status of soils. Therefore, the proposal could be revised to specify the need for monitoring, and require the inclusion of certain soil biodiversity parameters (see previous section on indicators). Much may

<sup>80</sup> Further information on this group available at: [eussoils.jrc.ec.europa.eu/library/themes/biodiversity/wg.html](http://eussoils.jrc.ec.europa.eu/library/themes/biodiversity/wg.html)

be learned from the assessment of the quality of aquatic ecosystems required under the WFD (in terms of the steps and the approach followed for implementation).

Currently, EU-wide monitoring of biodiversity occurs under the Habitats Directive and to assess progress towards achieving the EU Biodiversity action Plan (BAP), but as commented before, soil biodiversity is largely overlooked. **The Commission could consider the extension of the annexes of the Habitats Directive** to complete the so far limited list of soil-based habitats (i.e. mainly peat soils and bogs so far covered) that require special protection. Added to this, the list of species under Annex II could be revised and further extended, so as to better cover soil species. This could contribute, for example, to promote the consideration of soil taxa during impact studies necessary prior to the establishment of infrastructure (as required under the Environmental Impact Assessment Directive<sup>81</sup>). In France for example, the discovery of the beetle *O. eremita*, registered in annex II of the “Habitats” Directive, during entomological surveys prior to a road construction, justified the suspension of engineering works over more than 3 years (Decaens, Jimenez et al. 2006). **Further considering soil biodiversity under the Habitats Directive would contribute to increase awareness about its important role, but would perhaps not address soil biodiversity protection in a systematic and integrated manner.**

As seen before, several policies addressing specific threats to soil protection and therefore having an indirect effect on soil diversity are now in place (e.g. the Nitrates Directive, the Directive on the sustainable use of pesticides, the Regulation concerning the placing of plant protection products on the market, the Sewage Sludge Directive, etc.). In order to further improve the protection of soil biodiversity, another possibility would be to specifically require in these regulations and directives to take into consideration the impacts of the different threats on soil biodiversity, and in particular contamination (e.g. chemical substances, nutrients, etc.). To this end, the use of the concept of Ecotoxicologically Relevant Concentration (ERC), as proposed by the European Food Safety Authority (EFSA) could be most useful as it is a function of space and time and allows taken into consideration the communities that are present in the various soil profiles in the different regions in Europe (i.e. use of ecoregion approach).

Furthermore, more attention should be given to developing and refining existing soil biodiversity and ecosystem management opportunities under different land uses and socio-economic conditions, and on integrating those strategies within the existing bodies of legislations that address soil management, such as the cross-compliance requirements established under the CAP (Common Agricultural Policy) since 2005. Cross-compliance includes so far minimum standards of good agricultural and environmental conditions related to the maintenance of soil organic matter levels (e.g. crop rotation, arable stubble management), the protection of soils against erosion, and the maintenance of carbon sinks (e.g., protection of permanent pasture). Agri-environmental measures provide support

---

<sup>81</sup> Directive 2003/35/EC of the European Parliament and of the Council of 26 May 2003 providing for public participation in respect of the drawing up of certain plans and programmes relating to the environment and amending with regard to public participation and access to justice Council Directives 85/337/EEC and 96/61/EC

for measures which go beyond the mandatory management practices (e.g. conservation agriculture). Further requirements could include the implementation of integrated soil biological management to emphasise the importance of protecting soil biodiversity. In this regard, it might worth mentioning that the **Mid-Term Assessment of Implementing the EU Biodiversity Action Plan (European Commission 2008)** that was published in December 2008 put forward the need to further improve the overall cross-sectoral policy integration, and adopt new legislation such as the proposed Soil Framework Directive.

Finally, given the differences among belowground and aboveground biodiversity, policies aimed at aboveground biodiversity may not do much for the protection of soil biodiversity. In contrast, **the management of soil communities could form the basis for the conservation of many endangered plants and animals**, as soil biota steer plant diversity and many of the regulating ecosystem services. **This aspect could be taken into account or highlighted in future biodiversity policies and initiatives.** For example, a new strategy for biodiversity protection post-2010 is expected in 2010, which could recognise and promote soil biodiversity protection by acknowledging the import role that soil biodiversity plays for the conservation of above ground biodiversity. The first step towards achieving an integrated conservation approach in this line was taken at the Athens Conference on Biodiversity Protection Beyond 2010 in April 2009. The Message from Athens highlights several important points, based on the objectives of the EU BAP. These include the need for a more integrated and coherent policy framework, more progress in integrating biodiversity protection into other sectoral policies, and coherent and coordinated spatial planning. The Athens conference was followed up by a high-level meeting entitled ‘Visions for biodiversity beyond 2010 – People, ecosystem services and the climate crisis’ in Sweden in September 2009. Several strategic principles were developed at this meeting to frame biodiversity protection post-2010, in conjunction with the message from Athens, including the need to ensure that the value of biodiversity is integrated into economic decision-making, based on the Economics of Ecosystems and Biodiversity (TEEB) study, and to manage ecosystems in order to allow species and habitats to be resilient to climate change and other environmental pressures. The priorities for biodiversity protection post-2010 would include the conclusions of both these conferences, which are in line with the need to promote soil biodiversity protection and highlight the need to focus on the main drivers of soil biodiversity loss, namely land use and climate change, in order to provide long-term sustainable solutions.

*This page has been left intentionally blank*



## 7. RESEARCH NETWORKS

Soil biodiversity research centres			
Name		Aim	Link
Soil Biodiversity and Ecosystem Functioning Lab	Department of Biology at Colorado State University	Research on soil biodiversity and ecosystem functions in the following fields: Antarctic habitats, Grassland habitat and Global patterns.	<a href="http://www.rydberg.biology.colostate.edu/sites/walllab">www.rydberg.biology.colostate.edu/sites/walllab</a>
AfNet	African Network for Soil Biology and Fertility	African network of the CSM-BGBD	<a href="http://www.tsbf.org/africa.html">www.tsbf.org/africa.html</a>
BIOASSESS	The BIOdiversity ASSESSment tools project	Toolbox for assessing impacts of policies on biodiversity in the EU, and impacts of land-use change	<a href="http://www.nbu.ac.uk/bioassess.html">www.nbu.ac.uk/bioassess.html</a>
CONSIDER	Conservation of Soil Biodiversity	Assess the effects of agriculture and environmental policy with respect to the diversity of resources residing in soils 2003-2007	<a href="http://www.zi.ku.dk/consider/index.html">www.zi.ku.dk/consider/index.html</a>
CSM-BGBD	Conservation and Sustainable Management of Below-Ground BioDiversity	Respond to the urgency to slow down losses in soil biodiversity and better assess the potential uses of soil biodiversity in ecosystem management and bioprospecting	<a href="http://www.tsbf.org/csm_bgbd.htm">www.tsbf.org/csm_bgbd.htm</a>
DIVERSITAS	Special Target Area of Research 6: Soil and Sediment Biodiversity	Coordinate information on how soil and sediment species composition and community structure influence ecosystem functioning. DIVERSITAS will facilitate and coordinate the sharing of ongoing research and syntheses efforts among scientists	
GCTE	Global Change and Terrestrial Ecosystem	Predict the effects of changes in climate, atmospheric composition, and land use on ecosystems, including soils and biodiversity (Focus4 - biodiversity, land-use changes)	<a href="http://www.gcte.org">www.gcte.org</a>

IUCN - Soil	IUCN Environmental Law Programme (ELP)	Improvement of environmental law and policy for the sustainable use of soils, particularly for the conservation of biodiversity	<a href="http://www.iucn.org/about/work/programmes/environmental_law/elp_work/elp_work_issues/elp_work_soil/index.cfm">www.iucn.org/about/work/programmes/environmental_law/elp_work/elp_work_issues/elp_work_soil/index.cfm</a>
SARNET	Tropical Soil Biology and Fertility Programme-South Asian Regional Network	South-Asian network of the CSM-BGBD	<a href="http://www.tsbf.org/asia.htm">www.tsbf.org/asia.htm</a>
Soil Biodiversity - NERC Thematic Programme	UK	Integrated research programme on the biological diversity of soil biota and the functional roles played by soil organisms (1997-2004). Online database	<a href="http://www.soilbio.nerc.ac.uk">www.soilbio.nerc.ac.uk</a>
SOWAP	SOil and WAtER Protection	Assessment of the impacts of conservation tillage on the biodiversity above and below-ground, in Belgium, Hungary, and the UK	<a href="http://www.sowap.org/results/biodiversity.htm">www.sowap.org/results/biodiversity.htm</a>
Landscape research / Manaaki Whenua	Research centre in New Zealand	Research on soil biological and chemical interactions	<a href="http://www.landcareresearch.co.nz/research/research_details.asp?Research_Content_ID=85">www.landcareresearch.co.nz/research/research_details.asp?Research_Content_ID=85</a>
SWCS	Soil and Water Conservation Society	SWCS is a non-profit scientific and educational organization that serves as an advocate for conservation professionals and for science-based conservation practice, programmes, and policy	<a href="http://www.swcs.org">www.swcs.org</a>
evenor-tech			<a href="http://www.evenor-tech.com">www.evenor-tech.com</a>
<b>Soil science research centers</b>			
<b>Name</b>		<b>Aim</b>	<b>Link</b>
CIAT	Consortium for integrated soil management	Latin American network of the CSM-BGBD	<a href="http://www.tsbf.org/latin_america.htm">www.tsbf.org/latin_america.htm</a>
ENVASSO	ENVironmental ASsessment of Soil for mOnitoring	Holistic approach to soil protection through the robust and defensible selection of criteria, thresholds and indicators based on harmonised approaches to soil information collection, analysis and management	<a href="http://www.envasso.com">www.envasso.com</a>

ISRIC	World Soil Information Centre	Hosts the World Data Centre for Soils, to serve the scientific community as custodian of global soil information	<a href="http://www.isric.org">www.isric.org</a>
GlobalSoilMap.net	Global soil mapping data	Consists of a consortium that aims to make a new digital soil map of the world using emerging technologies for soil mapping and predicting soil properties at fine resolution.	<a href="http://www.globalsoilmap.net/">www.globalsoilmap.net/</a>
Soil carbon fluxes and land-use changes	UK	Develop a system based on high-resolution spatial soils and land-use data coupled to a dynamic simulation model to predict carbon fluxes from soils resulting from land-use change.	<a href="http://www.rothamsted.bbsrc.ac.uk/aen/ukcarbon/">www.rothamsted.bbsrc.ac.uk/aen/ukcarbon/</a>
SOILSERVICE		Understand how economic production drivers will change current and future use of soil-related <b>ecosystem services</b> and how they affect the <b>resilience</b> and resistance of ecological-economic systems	<a href="http://www.kem.ekol.lu.se/soilservice.html">www.kem.ekol.lu.se/soilservice.html</a>
SOMNET	Soil Organic Matter Network	Facilitate scientific progress in the prediction the effects on Soil Organic Matter of the changes in land-use, agricultural practices, climate through modelling	<a href="http://www.rothamsted.ac.uk/aen/somnet/index.htm">www.rothamsted.ac.uk/aen/somnet/index.htm</a>
STAMINA	STability and Mitigation of Arable systems in hilly landscapes	Assist decision-making for sustainable farming	<a href="http://www.rothamsted.bbsrc.ac.uk/aen/stamina/">www.rothamsted.bbsrc.ac.uk/aen/stamina/</a>
<b>Soil biodiversity research projects</b>			
<b>Name</b>		<b>Aim</b>	<b>Link</b>
SOLOBIOMA I	Diversity of soil biota under anthropogenic influence	The aim is to assess the diversity of soil biota in the context of understanding ecosystem function and its relationship to human impact in forests and agroforestry systems in Paraná State, Brazil.	<a href="http://www.solobioma.ufpr.br/">www.solobioma.ufpr.br/</a>

The PROSOIL project	Aberystwyth University	The IBERS PROSOIL project has been developed to look at how typical grassland farming practices in both conventional and organic farming systems can affect soil health, which will be evaluated partially by monitoring earth worm populations	<a href="http://www.aber.ac.uk/en/ibers/research/prosoil/">www.aber.ac.uk/en/ibers/research/prosoil/</a>
LTSE	Long-term soil ecosystem studies	International resource centre for soil research project	<a href="http://www.ltse.env.duke.edu/">www.ltse.env.duke.edu/</a>
CSM-BGBD	Conservation and Sustainable Management of Below-Ground Biodiversity	The Project's main goal is to generate information and knowledge that can be used to better manage and conserve BGBD in tropical agricultural landscapes	<a href="http://www.bgbd.net/">www.bgbd.net/</a>
DIANA	soil Diversity In Austrian NATural forests	DIANA is a cluster of research projects supported by the Lebens Ministerium (Austrian Federal Ministry for Agriculture and Forestry, Environment and Water Management).	<a href="http://www.bfw.ac.at/rz/bfwcms.web?dok=5833">www.bfw.ac.at/rz/bfwcms.web?dok=5833</a>
LAZBO		Long-Term Monitoring of Soil Physical and Biological Properties Pilot Project	<a href="http://www.bafu.admin.ch/boden/00972/00991/index.html/">www.bafu.admin.ch/boden/00972/00991/index.html/</a>
CréBeo Project	CréBeo (Irish) = 'Living soil'	The primary objective of this project is to increase scientific knowledge of soil biodiversity in Ireland.	<a href="http://www.ucd.ie/crebeo/">www.ucd.ie/crebeo/</a>
Bioindicateurs de qualité des sols		Development of soil bioindicators to characterise soil degradations (either chemical degradation and agricultural practices)	National research programme managed by ADEME (French Agency for Environment and Energy Management) Contact : <a href="mailto:antonio.bispo@ademe.fr">antonio.bispo@ademe.fr</a>
ECOMIC-RQMS	Microbial biogeography	To characterise microbiological parameters and apply them to the French soil monitoring network (RQMS)	<a href="http://www.international.inra.fr/press/national_inventory_and_mapping_of_microbial_biodiversity_in_soils">www.international.inra.fr/press/national_inventory_and_mapping_of_microbial_biodiversity_in_soils</a>
RQMS Biodiv		To create an inventory of soil biodiversity in Brittany	<a href="http://www.sols-de-bretagne.fr/">www.sols-de-bretagne.fr/</a>
Wisconsin Integrated Cropping System Trail Project	University of Wisconsin	Investigating soil health and biodiversity	<a href="http://www.cias.wisc.edu/wicst/research/coretrial/soil.htm">www.cias.wisc.edu/wicst/research/coretrial/soil.htm</a>

## 8. REFERENCES

- Abbadie, L. and M. Lepage (1989). "The Role of Subterranean Fungus Comb Chambers (Isoptera, Macrotermitinae) in Soil-Nitrogen Cycling in a Preforest Savanna (Cote-Divoire)." Soil Biology & Biochemistry **21**(8): 1067-1071.
- Abdul Rida, A. M. M. and M. B. Bouché (1995). "Earthworm contribution to ecotoxicological assessments." Acta Zool. Fennica **196**: 307-310.
- Abe, T., Bignell, D.E., Higashi, M. (2000). Termites: evolution, sociality, symbiosis, ecology, Kuwler Academic Publisher.
- Aeschht, E. and W. Foissner (1991). "Bioindikation mit mikroskopisch kleinen Bodentieren." VDI-Berichte **901**: 985-1002.
- Altieri, A. and D. K. Letourneau (1982). "Vegetation managment and biological control in agorecosystems." Crop Protection **1**: 405-430.
- Altieri, M. A. (1994). Biodiversity and Pest Management in Agroecosystems. . New York, Haworth Press.
- Altieri, M. A. (1999). "The ecological role of biodiversity in agroecosystems." Agriculture Ecosystems & Environment **74**(1-3): 19-31.
- Anderson, R. V., D. C. Coleman, et al. (1981). "Effect of the Nematodes Acrobeloides Sp and Mesodiplogaster-Lheritieri on Substrate Utilization and Nitrogen and Phosphorus Mineralization in Soil." Ecology **62**(3): 549-555.
- Andres, P. and X. Domene (2005). "Ecotoxicological and fertilizing effects dewatered, composted and dry sewage sludge on soil mesofauna: A TME experiment." Ecotoxicology **14**(5): 545-557.
- Bakken, L. R., Frostegård, A. (2006). Nucleic acid extraction from soil. Nucleic Acids and Proteins in Soil. P. Nannipieri, Smalla, K. . Berlin, Heidelberg, New York, Springer: 49–73.
- Bardgett, R. and D. Leemans (1996). "Soil microbial activity on exposed mountain ridges in Snowdonia (Eryri), North Wales." Soil Biology & Biochemistry **28**(10-11): 1533-1536.
- Bardgett, R. D. (2002). "Causes and consequences of biological diversity in soil." Zoology **105**(4): 367-374.
- Bardgett, R. D. (2005). The Biology of Soil: A Community and Ecosystem Approach. Oxford, UK, Oxford University Press.
- Bardgett, R. D., J. M. Anderson, et al. (2001). "The influence of soil biodiversity on hydrological pathways and the transfer of materials between terrestrial and aquatic ecosystems." Ecosystems **4**(5): 421-429.
- Bardgett, R. D., W. D. Bowman, et al. (2005). "A temporal approach to linking aboveground and belowground ecology." Trends In Ecology & Evolution **20**(11): 634-641.
- Bardgett, R. D. and K. F. Chan (1999). "Experimental evidence that soil fauna enhance nutrient mineralization and plant nutrient uptake in montane grassland ecosystems." Soil Biology & Biochemistry **31**(7): 1007-1014.

- Bardgett, R. D. and R. Cook (1998). "Functional aspects of soil animal diversity in agricultural grasslands." Applied Soil Ecology **10**(3): 263-276.
- Bardgett, R. D., J. C. Frankland, et al. (1993). "The Effects Of Agricultural Management On The Soil Biota Of Some Upland Grasslands." Agriculture Ecosystems & Environment **45**(1-2): 25-45.
- Bardgett, R. D., Usher, M.B., Hopkins, D.W, (2005). Biological diversity and function in soils, Cambridge Univ Press.
- Bardgett, R. D. and D. A. Wardle (2003). "Herbivore-mediated linkages between aboveground and belowground communities." Ecology **84**(9): 2258-2268.
- Bardy, S. L., S. Y. M. Ng, et al. (2003). "Prokaryotic motility structures." Microbiology-Sgm **149**: 295-304.
- Barot, S., J. P. Rossi, et al. (2007). "Self-organization in a simple consumer-resource system, the example of earthworms." Soil Biology & Biochemistry **39**(9): 2230-2240.
- Barrett, J. E., R. A. Virginia, et al. (2004). "Variation in biogeochemistry and soil biodiversity across spatial scales in a polar desert ecosystem." Ecology **85**(11): 3105-3118.
- Barrios, E. (2007). "Soil biota, ecosystem services and land productivity." Ecological Economics **64**(2): 269-285.
- Barrow, C. J. (1991). Land Degradation. Cambridge, Cambridge Univ.Press.
- Beare, M. H., D. C. Coleman, et al. (1995). "A Hierarchical Approach to Evaluating the Significance of Soil Biodiversity to Biogeochemical Cycling." Plant and Soil **170**(1): 5-22.
- Beare, M. H., C. L. Neely, et al. (1990). "A substrate-induced respiration (SIR) method for measurement of fungal and bacterial biomass on plant residues." Soil Biology and Biochemistry **22**(5): 585-594.
- Beck, L., S. WOAS, et al. (1997). "Taxonomische Ebenen als Basis der Bioindikation-Fallbeispiele aus der Gruppe der Oribatiden (Acari)." Abh. Ber. Naturkundemuseum Görlitz **69**: 67-85.
- Bedano, J. C., M. P. Cantu, et al. (2005). "Abundance of soil mites (Arachnida : Acari) in a natural soil of central Argentina." Zoological Studies **44**(4): 505-512.
- Behan-Pelletier, V. M. (1999). "Oribatid mites biodiversity in agroecosystems : role for bioindikation." Agriculture, Ecosystems and Environment **74**: 411-423.
- Bengtsson, J., J. Ahnstrom, et al. (2005). "The effects of organic agriculture on biodiversity and abundance: a meta-analysis." Journal of Applied Ecology **42**(2): 261-269.
- Bengtsson, J., Ahnstrom, J., Weibull, A.C. (2005). "The effects of organic agriculture on biodiversity and abundance: a meta-analysis " Journal of Applied Ecology **42**: 261-269.
- Bennett, P. C., F. K. Hiebert, et al. (2000). "Microbial control of mineral-groundwater equilibria: Macroscale to microscale." Hydrogeology Journal **8**(1): 47-62.
- Berner, A., Hildermann, I., Fließbach, A., Pfiffner, L., Niggli, U. and Mäder, P. (2008). "Crop yield and soil fertility response to reduced tillage under organic management " Soil and Tillage Research **101**(1-2): 89-96.
- Bernier, N. and J.-F. Ponge (1994). "Humus form dynamics during the silvigenetic cycle in a mountain spruce forest." Soil Biology and Biochemistry **26**(2): 183-220.

- Bernier, N. and J. F. Ponge (1994). "Humus form dynamics during the sylvogenetic cycle in a mountain spruce forest." Soil Biol. Biochem. **26**(2): 183-220.
- Berntson, G. M. and F. A. Bazzaz (1997). "Nitrogen cycling in microcosms of yellow birch exposed to elevated CO<sub>2</sub>: Simultaneous positive and negative below-ground feedbacks." Global Change Biology **3**(3): 247-258.
- Bever, J. D. (2003). "Soil community feedback and the coexistence of competitors: conceptual frameworks and empirical tests." New Phytologist **157**(3): 465-473.
- Beylich, A. and U. Graefe (2002). Anellid coenoses of wetlands representing different decomposer communities. Wetlands in Central Europe. Soil Organisms, Soil Ecological Processes and Trace Gas Emissions. G. Broll, Merbach, W., Pfeifer, E.-M. Berlin, Springer: 1-10.
- Bezemer, T. M., G. B. De Deyn, et al. (2005). "Soil community composition drives aboveground plant-herbivore-parasitoid interactions." Ecology Letters **8**(6): 652-661.
- Bezemer, T. M., C. S. Lawson, et al. (2006). "Plant species and functional group effects on abiotic and microbial soil properties and plant-soil feedback responses in two grasslands." Journal of Ecology **94**(5): 893-904.
- Bezemer, T. M. and N. M. van Dam (2005). "Linking aboveground and belowground interactions via induced plant defenses." Trends in Ecology & Evolution **20**(11): 617.
- Bhattacharyya, R., V. Prakash, et al. (2009). "Soil aggregation and organic matter in a sandy clay loam soil of the Indian Himalayas under different tillage and crop regimes." Agriculture, Ecosystems and Environment **132**(1-2): 126–134.
- Birkhofer, K., T. M. Bezemer, et al. (2008). "Long-term organic farming fosters below and aboveground biota: Implications for soil quality, biological control and productivity." Soil Biology & Biochemistry **40**(9): 2297-2308.
- Birkhofer, K., D. H. Wise, et al. (2008). "Subsidy from the detrital food web, but not microhabitat complexity, affects the role of generalist predators in an aboveground herbivore food web." Oikos **117**(4): 494-500.
- Bispo, A., D Cluzeau, R Creamer, M Dombos, I U Graefe, PH Krogh, JP Sousa, G Peres, M Rutgers, A Winding, and J Rombke (2009). "Indicators for monitoring soil biodiversity." Integr Environ Assess Manag **5**: 717 – 719.
- Bispo, A., Peres G, Cluzeau D, Graefe U, Rombke J, Rutgers M, Fuchs M, Sousa JP, Schulte R, Dombos M, Simon B, Cortet J, Chaussod R, Ritz K, Creamer R, Winding A, English M, Boixadera J. Rubio JL. (2007). ENVASSO (Environmental assessment of soil for monitoring) WP 5 – Decline in soil biodiversity: 22.
- Blanchart, E., A. Albrecht, et al. (1999). Effects of earthworms on soil structure and physical properties. Earthworms Management in Tropical Agro-Ecosystems. P. Lavelle, L. Brussaard and P. F. Hendrix. Wallingford, CAB-I. **149-172**.
- Blanchart, E., A. Albrecht, et al. (2004). "Effects of tropical endogeic earthworms on soil erosion." Agriculture Ecosystems & Environment **104**(2): 303-315.
- Blanchart, E., P. Lavelle, et al. (1997). "Regulation of soil structure by geophagous earthworm activities in humid savannas of Cote d'Ivoire." Soil Biol. Biochem. **29**(3/4): 431-439.

- Blanchart, E., P. Lavelle, et al. (1997). "Regulation of soil structure by geophagous earthworm activities in humid savannas of Cote d'Ivoire." Soil Biology & Biochemistry **29**(3-4): 431-439.
- Bloem, J., T. Schouten, et al. (2003). Measuring soil biodiversity: experiences, impediments and research needs. OECD expert meeting on soil erosion and soil biodiversity indicators. Rome, Italy.
- Blomqvist, M. M., H. Olf, et al. (2000). "Interactions between above- and belowground biota: importance for small-scale vegetation mosaics in a grassland ecosystem." Oikos **90**(3): 582-598.
- Blossey, B. and T. R. Hunt-Joshi (2003). "Belowground herbivory by insects: Influence on plants and aboveground herbivores." Annual Review of Entomology **48**: 521-547.
- Blouin, M., S. Barot, et al. (2006). "Earthworms (*Millsonia anomala*, Megascolecidae) do not increase rice growthy through enhanced nitrogen mineralisation." Soil Biol. Biochem. **38**: 2063-2068.
- Blouin, M., Y. Zuily-Fodil, et al. (2005). "Belowground organism activities affect plant aboveground phenotype, inducing plant tolerance to parasites." Ecology Letters **8**(2): 202-208.
- Boag, B., L. F. Palmer, et al. (1997). "Distribution, prevalence and intensity of earthworm populations in arable land and grassland in Scotland." Annals of Applied Biology **130**(1): 153-165.
- Boag, B., G. W. Yeates, et al. (1998). Limitations to the distribution and spread of terrestrial flatworms with special reference to the New Zealand flatworm (*Artioposthia triangulata*).
- Boatman, N. (1994). Field Margins: Integrating Agriculture and Conservation. Surrey, England.
- Bobrov, A. A., D. J. Charman, et al. (1999). "Ecology of t state amoebae (Protozoa: Rhizopoda) on peatlands in western Russia with special attention to niche separation in closely related taxa." Protist **150**: 125-136.
- Bockstaller, C. and P. Girardin (2003). "How to validate environmental indicators." Agricultural Systems **76**(2): 639-653.
- Boellstorff, D. L. (2008). "Estimated soil organic carbon change due to agricultural land management modifications in a semiarid cereal-growing region in Central Spain. ." Journal of Arid Environments. **73**(3): 389-392.
- Bohlen, P. J., P. M. Groffman, et al. (2004). "Ecosystem consequences of exotic earthworm invasion of north temperate forests." Ecosystems **7**(1): 1-12.
- Bollag, J. M., Stotzky, G. (1993). Soil Biochemistry.
- Bolton, P. J. and J. Phillipson (1976). "Burrowing, Feeding, Egestion and Energy Budgets of *Allolobophora-Rosea* (Savigny) (Lumbricidae)." Oecologia **23**(3): 225-245.
- Bongers, T. (1990). "The maturity index : an ecological measure of environmental disturbance based on nematode species compostion." Oecologia **83**: 14-19.
- Bongers, T. and M. Bongers (1998). "Functional diversity of nematodes." Applied Soil Ecology **10**(3): 239-251.



- Bonkowski, M., Brandt, F. (2002). "Do soil protozoa enhance plant growth by hormonal effects? ." Soil Biology and Biochemistry **34**(11): 1709-1715
- Booth, L. H., V. Heppelthwaite, et al. (2000). "The effect of environmental parameters on growth, cholinesterase activity and glutathione S-transferase activity in the earthworm (*Apporectodea caliginosa*). " Biomarkers **5**(1): 46-55.
- Borneman, J. and R. J. Hartin (2000). "PCR primers that amplify fungal rRNA genes from environmental samples." Applied and Environmental Microbiology **66**(10): 4356-4360.
- Bossuyt, H., J. Six, et al. (2004). "Rapid incorporation of carbon from fresh residues into newly formed stable microaggregates within earthworm casts." European Journal of Soil Science **55**(2): 393-399.
- Bossuyt, H., J. Six, et al. (2005). "Protection of soil carbon by microaggregates within earthworm casts." Soil Biology & Biochemistry **37**(2): 251-258.
- Bouche, M. B. (1984). "Earthworm Ecotoxicity .2. Monitoring of Pollutants." Acta Oecologica-Oecologia Applicata **5**(4): 291-301.
- Braat, L., ten Brink, P (2008). The Cost of Policy Inaction: the case of not meeting the 2010 biodiversity target.
- Bragg, J. R., Prince, R. C., Harner, E. J. and Atlas, R. M. (1994). "Effectiveness of bioremediation for the Exxon Valdez oil spill." Nature **368**: 413-418.
- Brauman, K. A., G. C. Daily, et al. (2007). "The nature and value of ecosystem services: An overview highlighting hydrologic services." Annual Review Of Environment And Resources **32**: 67-98.
- Brethes, A., J. J. Brun, et al. (1995). "Classification of Forest Humus Forms - a French Proposal." Annales Des Sciences Forestieres **52**(6): 535-546.
- Breure, A. M. (2004). Soil biodiversity: Measurements, indicators, threats and soil functions. International Conference Soil and Compost Eco-biology. Spain.
- Breure, A. M., C. Mulder, et al. (2005). "Ecological classification and assessment concepts in soil protection." Ecotoxicology and Environmental Safety **62**(2): 211-229.
- Breure, A. M., C. Mulder, et al. (2005). "Ecological classification and assessment concepts in soil protection." Ecotoxicology and Environment Safety **62**: 211-229.
- Brown, G. G., I. Barois, et al. (2000). "Regulation of soil organic matter dynamics and microbial activity in the drilosphere and the role of interactions with other edaphic functional domains." European Journal Of Soil Biology **36**(3-4): 177-198.
- Bruinsma, M., G. A. Kowalchuk, et al. (2003). "Effects of genetically modified plants on microbial communities and processes in soil." Biology and Fertility of Soils **37**(6): 329-337.
- Brussaard, L., de Rooter, P.C., Brown, G.G. (2007). "Soil biodiversity for agricultural sustainability " Agriculture ecosystems & environment **121**(3): 233-244.
- Bullock, C., Kretch, C., Candon, E. (2008). The Economic and Social Aspects of Biodiversity. Benefits and Costs of Biodiversity in Ireland, Government of Ireland.
- Bush-Brown, J. (1996). America's garden book.
- Bustos-Obregon, E. and R. I. Goicochea (2002). "Pesticide soil contamination mainly affects earthworm male reproductive parameters." Asian Journal of Andrology **4**(3): 195-199.

- Callaway, R. M., T. H. DeLuca, et al. (1999). "Biological-control herbivores may increase competitive ability of the noxious weed *Centaurea maculosa*." *Ecology* **80**(4): 1196-1201.
- Campbell, B. D., J. P. Grime, et al. (1991). "A Trade-Off between Scale and Precision in Resource Foraging." *Oecologia* **87**(4): 532-538.
- Cannon, R. J. C. (1998). "The implications of predicted climate change for insect pests in the UK, with emphasis on non-indigenous species." *Global Change Biology* **4**(7): 785-796.
- Cardinale, B. J., Harvey, C.T., Gross, K., Ives, A.R. (2003). "Biodiversity and biocontrol: emergent impacts of a multi-enemy assemblage on pest suppression and crop yield in an agroecosystem." *Ecol. Lett.* **6**: 857-865.
- Cassagne, N., C. Gers, et al. (2003). "Relationships between Collembola, soil chemistry and humus types in forest stands (France)." *Biology and Fertility of Soils* **37**(6): 355-361.
- Cerda, A. and M. F. Jurgensen (2008). "The influence of ants on soil and water losses from an orange orchard in eastern Spain." *Journal of Applied Entomology* **132**(4): 306-314.
- Chauvat, M., A. S. Zaitsev, et al. (2003). "Successional changes of Collembola and soil microbiota during forest rotation." *Oecologia* **137**(2): 269-276.
- Chauvel, A., M. Grimaldi, et al. (1999). "Pasture damage by an Amazonian earthworm." *Nature* **398**(6722): 32-33.
- Chen, G., Qin, J., Shi D., Zhang, Y., Ji, W. (2009). "Diversity of Soil Nematodes in Areas Polluted with Heavy Metals and Polycyclic Aromatic Hydrocarbons (PAHs) in Lanzhou, China " *Environmental Management*.
- Chevassus-au-Louis, B., Salles, J.M., Bielsa, S., Richard, D., Martin, G., Pujol, J.L. (2009). Approche économique de la biodiversité et des services liés aux écosystèmes, Centre d'analyse stratégique.
- Choi, W. I. and M. I. Ryoo (2003). "A matrix model for predicting seasonal fluctuations in field populations of *Paronychiurus kimi* (Collembola : Onychiruidae)." *Ecological Modelling* **162**(3): 259-265.
- Choudhuri, D. K. (1963). " Temperature and its effect on the three species of the genus *Onychiurus* Collembola." *Proc. Zool. Soc.* **16**: 97-117.
- Chown, S., Nicolson, S. (2004). *Insect physiological ecology*. New York, Oxford University Press, Inc.
- Christensen, S., B. S. Griffiths, et al. (1992). "Huge Increase in Bacterivores on Freshly Killed Barley Roots." *Fems Microbiology Ecology* **86**(4): 303-309.
- Christiansen, K. (1964). "Bionomics of Collembola." *Annual Review of Entomology* **9**: 147-178
- Chua, K. B., K. J. Goh, et al. (1999). "Fatal encephalitis due to Nipah virus among pig-farmers in Malaysia." *Lancet* **354**(9186): 1257-1259.
- Ciosi, M., N. J. Miller, et al. (2008). "Invasion of Europe by the western corn rootworm, *Diabrotica virgifera virgifera*: multiple transatlantic introductions with various reductions of genetic diversity." *Molecular Ecology* **17**(16): 3614-3627.
- Citeau, L., Bispo, A., Bardy, M., King, D. (2008). *Gestion durable des sols*. Versailles, France, Editions Quae.
- Clarholm, M. (1985). "Interactions of Bacteria, Protozoa and Plants Leading to Mineralization of Soil-Nitrogen." *Soil Biology & Biochemistry* **17**(2): 181-187.

- Clark, D. A., S. Brown, et al. (2001). "Measuring net primary production in forests: Concepts and field methods." Ecological Applications **11**(2): 356-370.
- Clark, D. A., S. Brown, et al. (2001). "Net primary production in tropical forests: An evaluation and synthesis of existing field data." Ecological Applications **11**(2): 371-384.
- Clements, R. O. (1982). Some consequences of large and frequent pesticide applications to grassland. Third Australian Conference on Grassland Invertebrate Ecology, Adelaide: South Australia Government, Printer. P
- Cluzeau, D., G. Pérès, M. Guernion, R. Chaussod, J. Cortet, M. Fargette, F. Martin-Laurent, T. Maitelle, C. Pernin, J-F. Ponge, N. Ruiz-Camacho, C. Villenave, L. Rougé, V. Mercier, A. Bellido, M. Cannavacciuolo, D. Arrouays, L. Boulonne, C. Jolivet, P. Lavelle, E. Velasquez, O. Plantard, C. Walter, B. Foucaud-Lemercier, S. Tico, J-L. Giteau, et A. Bispo. 2009. (2009). Intégration de la biodiversité des sols dans les réseaux de surveillance de la qualité des sols : exemple du programme-pilote à l'échelle régionale, le RMQS BioDiv. Etude et Gestion des Sols. .
- Cole, D. N. (1996). "Wilderness recreation use trends, 1965 through 1994 (12 References),." USDA For Serv Int Res Pap(488): 1.
- Cole, L. a. B., R.D. (2002). Soil animals, microbial activity, and nutrient cycling. . Encyclopedia of soil science, Marcel Dekker Inc, New York: . 72-75.
- Coleman, D. C., Anderson, R.V., Cole, C.V., McClellan, J.F, Woods, L.E.; Trofymow, J.A., Elliott, E.T. (1984). Roles of protozoa and nematodes in nutrient cycling American society of Agronomy: 17-28.
- Coleman, D. C. and D. A. Crossley (1996). Fundamentals of Soil Ecology.
- Corbara, B., Dejean A., Orivel J. (1999). "Ant gardens, a unique epiphyte-ant association " l'Annee Biologique **38**(2): 73-89.
- Costanza, R., Arge, R., Groot, R., Farber, S., Grasso, M., Hannon, B., Limburg, K., Naeem, S., O'Neill, R.V., Paruelo, J., Raskin, R.G., Sutton, P., Belt, M. (1997). "The value of the world's ecosystem services and natural capital." Nature **387**(6630): 253-260.
- Courtright, E. M., D. H. Wall, et al. (2001). "Determining habitat suitability for soil invertebrates in an extreme environment: the McMurdo Dry Valleys, Antarctica." Antarctic Science **13**(1): 9-17.
- Couteaux, M. M., M. Mousseau, et al. (1991). "Increased Atmospheric Co2 and Litter Quality - Decomposition of Sweet Chestnut Leaf Litter with Animal Food Webs of Different Complexities." Oikos **61**(1): 54-64.
- Craswell, E. T. and R. D. B. Lefroy (2001). "The role and function of organic matter in tropical soils." Nutrient Cycling in Agroecosystems **61**(1-2): 7-18.
- Crommentuijn, T., C. Doodeman, et al. (1994). "Lethal Body Concentrations and Accumulation Patterns Determine Time-Dependent Toxicity of Cadmium in Soil Arthropods." Environmental Toxicology and Chemistry **13**(11): 1781-1789.
- Cycon, M., Z. Piotrowska-Seget, et al. (2006). "Microbiological characteristics of a sandy loam soil exposed to tebuconazole and lambda-cyhalothrin under laboratory conditions." Ecotoxicology **15**(8): 639-646.

- Daniel, O. (1991). "Leaf-Litter Consumption and Assimilation by Juveniles of *Lumbricus-Terrestris* L (Oligochaeta, Lumbricidae) under Different Environmental-Conditions." Biology and Fertility of Soils **12**(3): 202-208.
- Dauber, J. and V. Wolters (2000). "Microbial activity and functional diversity in the mounds of three different ant species." Soil Biology & Biochemistry **32**(1): 93-99.
- David, C., Viaux, Ph., Meynard, J.-M. (2004). "Les enjeux de la production e blé tendre biologique en France." Le Courrier de l'environnement de l'INRA n°51: 43.
- de Boer, W., Wagenaar, A.M., Gunnewiek, P., van Veen, J.A. (2007). "In vitro suppression of fungi caused by combinations of apparently non-antagonistic soil bacteria." FEMS Microbiology Ecology **59**(1): 177-185.
- De Deyn, G. B., C. E. Raaijmakers, et al. (2004). "Plant species identity and diversity effects on different trophic levels of nematodes in the soil food web." Oikos **106**(3): 576-586.
- De Deyn, G. B., C. E. Raaijmakers, et al. (2003). "Soil invertebrate fauna enhances grassland succession and diversity." Nature **422**(6933): 711-713.
- De Deyn, G. B. and W. H. Van der Putten (2005). "Linking aboveground and belowground diversity." Trends In Ecology & Evolution **20**(11): 625-633.
- De Rooij-van der Goes, P. C. E. M. (1995). "The role of plant-parasitic nematodes and soil-borne fungi in the decline of *Ammophila arenaria* (L.) Link." New Phytologist **129**(4): 661-669.
- de Ruiter, P. C., V. Wolters, et al. (2005). "Food web ecology: Playing Jenga and beyond." Science **309**(5731): 68-+.
- de Sadeleer, N. (2006). EC Law and Biodiversity. Reflections on 30 Years of EU Environmental Law – A High Level of Protection? Amsterdam, NL, Europa Law Publishing: 349-369.
- de Vries, F. T., E. Hoffland, et al. (2006). "Fungal/bacterial ratios in grasslands with contrasting nitrogen management." Soil Biology & Biochemistry **38**(8): 2092-2103.
- Decaens, T., J. J. Jimenez, et al. (2004). "Soil macrofaunal communities in permanent pastures derived from tropical forest or savanna." Agriculture Ecosystems & Environment **103**(2): 301-312.
- Decaens, T., J. J. Jimenez, et al. (2006). "The values of soil animals for conservation biology." European Journal Of Soil Biology **42**: S23-S38.
- Decaens, T., J. J. Jimenez, et al. (1999). "Effect of exclusion of the anecic earthworm *Martiodrilus carimaguensis* Jimenez and Moreno on soil properties and plant growth in grasslands of the eastern plains of Colombia." Pedobiologia **43**(6): 835-841.
- Decaens, T., J. J. Jimenez, et al. (1999). "Effect of exclusion of the anecic earthworm *Martiodrilus carimaguensis* Jimenez and Moreno on soil properties and plant growth in grasslands of the eastern plains of Colombia." Pedobiologia **43**: 835-841.
- Demaneche, S., H. Sanguin, et al. (2008). "Antibiotic-resistant. soil bacteria in transgenic plant fields." Proceedings of the National Academy of Sciences of the United States of America **105**(10): 3957-3962.
- Desanto, A. V., B. Berg, et al. (1993). "Factors Regulating Early-Stage Decomposition of Needle Litters in 5 Different Coniferous Forests." Soil Biology & Biochemistry **25**(10): 1423-1433.
- Di Giovanni, G. D., L. S. Watrud, et al. (1999). "Comparison of parental and transgenic alfalfa rhizosphere bacterial communities using Biolog GN metabolic fingerprinting and

- enterobacterial repetitive intergenic consensus sequence-PCR (ERIC-PCR)." Microbial Ecology **37**(2): 129-139.
- Dickinson, N., Baker, A., Doronila, A., Laidlaw, S., Reeves, R. (2009). "Phytoremediation of inorganics: realism and synergies." International Journal of Phytoremediation **11**(2): 97-114.
- Didden, W. A. M. (1987). "Reactions of Onychiurus-Fimatus (Collembola) to Loose and Compact Soil - Methods and 1st Results." Pedobiologia **30**(2): 93-100.
- Didden, W. A. M. (2001). "Earthworm communities in grasslands and horticultural soils." Biology and Fertility of Soils **33**(2): 111-117.
- Diekkruger, B. and H. Roske (1995). "Modeling the Population-Dynamics of Isotoma-Notabilis (Collembola) on Sites of Different Agricultural Usage." Pedobiologia **39**(1): 58-73.
- Dijkstra, F. A. and W. X. Cheng (2007). "Moisture modulates rhizosphere effects on C decomposition in two different soil types." Soil Biology & Biochemistry **39**(9): 2264-2274.
- Donegan, K. K., R. J. Seidler, et al. (1997). "Decomposition of genetically engineered tobacco under field conditions: Persistence of the proteinase inhibitor I product and effects on soil microbial respiration and protozoa, nematode and microarthropod populations." Journal of Applied Ecology **34**(3): 767-777.
- Donlan, R., M. (2002). "Biofilms: Microbial Life on Surfaces." Emerging Infectious Diseases **8**: 881-890.
- Doran, J. W. and M. R. Zeiss (2000). "Soil health and sustainability: managing the biotic component of soil quality." Applied Soil Ecology **15**(1): 3-11.
- Dufrene, M. and P. Legendre (1997). "Species assemblages and indicator species: The need for a flexible asymmetrical approach." Ecological Monographs **67**(3): 345-366.
- Eagon, R. (1962). "Pseudomonas natriegens, a marine bacterium with a generation time of less than 10 minutes." Journal of Bacteriology **83**(4): 736-737.
- Eastham, K., and Sweet, J. (2002). Genetically modified organisms (GMOs): The significance of gene flow through pollen transfer., EEA.
- Ebi, K. L., R. S. Kovats, et al. (2006). "An approach for assessing human health vulnerability and public health interventions to adapt to climate change." Environmental Health Perspectives **114**(12): 1930-1934.
- Edwards, C. A. (1999). Soil Invertebrate Controls and Microbial Interactions in Nutrient and Organic Matter Dynamics in Natural and Agroecosystems. Webmaster Functions in Agroecosystems: Invertebrates Climate and Substrate Quality. P. H. D.C. Coleman. **chapter 7**: 141-159.
- Edwards, C. A. (2002). "Assessing the effects of environmental pollutants on soil organisms, communities, processes and ecosystems." European Journal of Soil Biology **38**(3-4): 225-231.
- Edwards, C. A., P. J. Bohlen, et al. (1996). "Biology and ecology of earthworms. Third edition." Biology and ecology of earthworms. Third edition.: i-xii, 1-426.
- Edwards, C. A., Bohlen, P. J. (1996). Biology and Ecology of earthworms. London, Chapman and Hall.

- EEA (2000). Down to Earth: soil degradation and sustainable development in Europe, European Environment Agency: 32.
- EEA (2005). EEA core set of indicators - Guide. EEA Technical Report No 1/2005 - ISSN 1725-2237, European Environment Agency: 38 pp.
- EEA (2006). Urban sprawl in Europe: the ignored challenge.
- EEA (2007). Land-use scenarios for Europe: qualitative and quantitative analysis on a European scale, European Environmental Agency.
- Eeva, T., J. Sorvari, et al. (2004). "Effects of heavy metal pollution on red wood ant (*Formica* s. str.) populations." Environmental Pollution **132**(3): 533-539.
- EFSA (2009). "The usefulness of total concentrations and pore water concentrations of pesticides in soil as metrics for the assessment of ecotoxicological effects." (922): 37-90.
- Ehrenfeld, J. G., B. Ravit, et al. (2005). "Feedback in the plant-soil system." Annual Review of Environment and Resources **30**: 75-115.
- Eisenhauer, N., M. Klier, et al. (2009). "No interactive effects of pesticides and plant diversity on soil microbial biomass and respiration." Applied Soil Ecology **42**(1): 31-36.
- Ekelund, F. and R. Ronn (1994). "Notes on Protozoa in Agricultural Soil with Emphasis on Heterotrophic Flagellates and Naked Amebas and Their Ecology." Fems Microbiology Reviews **15**(4): 321-353.
- Elton, C. (1958). The ecology of invasions by animals and plants University of Chicago press.
- Emmerling, C., M. Schloter, et al. (2002). "Functional diversity of soil organisms - a review of recent research activities in Germany." Journal of Plant Nutrition and Soil Science-Zeitschrift Fur Pflanzenernahrung Und Bodenkunde **165**(4): 408-420.
- Engelkes, T., E. Morrien, et al. (2008). "Successful range-expanding plants experience less above-ground and below-ground enemy impact." Nature **456**(7224): 946-948.
- ENVASSO (2008). "Final Report of ENVASSO Project – Environmental Assessment of Soil for Monitoring." 80.
- Ernst, G. and C. Emmerling (2009). "Impact of five different tillage systems on soil organic carbon content and the density, biomass and community composition of earthworms after a ten-year period." European Journal of soil Biology **45**(3): 247-251.
- Ettema, C. H. and T. Bongers (1993). "Characterization of Nematode Colonization and Succession in Disturbed Soil Using the Maturity Index." Biology and Fertility of Soils **16**(2): 79-85.
- Ettema, C. H., S. L. Rathbun, et al. (2000). "On spatiotemporal patchiness and the coexistence of five species of *Chronogaster* (Nematoda : *Chronogasteridae*) in a riparian wetland." Oecologia **125**(3): 444-452.
- Ettema, C. H. and D. A. Wardle (2002). "Spatial soil ecology." Trends In Ecology & Evolution **17**(4): 177-183.
- European Commission (2001). Communication from the Commission to the Council and the European Parliament biodiversity action plan for the conservation of natural resources. E. Commission. **COM(2001) 162**.
- European Commission (2001). A Sustainable Europe for a Better World: A European Union Strategy for Sustainable Development, European Commission.

- European Commission (2006). Communication from the Commission to the Council, the European Parliament, the European Economic and Social Committee and the Committee of the Regions. E. Commission. **COM(2006)231 final**.
- European Commission (2006). Communication on a Thematic Strategy on the Sustainable Use of Pesticides.
- European Commission (2006). Directive of the European Parliament and of the Council establishing a framework for the protection of soil and amending Directive 2004/35/EC. E. Commission. **COM(2006) 232 final**.
- European Commission (2008). Communication from the Commission to the Council, the European Parliament, the European Economic and Social Committee and the Committee of the Regions. A mid-term assessment of implementing the EC Biodiversity Action Plan.
- Felske, A. and A. D. L. Akkermans (1998). "Spatial homogeneity of abundant bacterial 16S rRNA molecules in grassland soils." Microbial Ecology **36**(1): 31-36.
- Filser, J., K.-H. Mebes, et al. (2002). "Long-term dynamics and interrelationships of soil Collembola and micro-organisms in an arable landscape following land use change." Geoderma **105**: 201-221.
- Filser, J., R. Wittmann, et al. (2000). "Response types in collembolan towards copper in the microenvironment." Environ. Pollut. **107**: 71-78.
- Fox, C., Jarvis, I., Joschko, M., Lentzsch, P. (2004). Framework for developing indicators of soil biological resources. Eurosoil 2004, Freiburg, Germany, Albert-Ludwigs-University.
- Fragoso, C., J. Kanyonyo ka Kajondo, et al. (1999). A survey of tropical earthworms: Taxonomy, Biogeography and Environmental Plasticity. Earthworm management in tropical agroecosystems. P. Lavelle, L. Brussaard and P. Hendrix. Wallingford, UK, CAB International: 1-27.
- Freckman, D. W. (1988). "Bacterivorous nematodes and organic-matter decomposition." Agric. Ecosys. Environ. **24**: 195-217.
- Freckman, D. W., D. A. Duncan, et al. (1979). "NEMATODE DENSITY AND BIOMASS IN AN ANNUAL GRASSLAND ECOSYSTEM." Journal of Range Management **32**(6): 418-422.
- Freckman, D. W. and R. A. Virginia (1997). "Low-diversity Antarctic soil nematode communities: Distribution and response to disturbance." Ecology **78**(2): 363-369.
- Fromm, H. (1998). ""Standortparameter" von Collembolen in Agrarökosystemen." Verh. Ges. Ökol. **26**: 663-670.
- Fromm, H., K. Winter, et al. (1993). "The Influence of Soil Type and Cultivation System on the Spatial Distributions of the Soil Fauna and Microorganisms and Their Interactions." Geoderma **60**(1-4): 109-118.
- Frostegard, A., E. Baath, et al. (1993). "Shifts in the structure of soil microbial communities in limed forests as revealed by phospholipid fatty acid analysis." Soil Biol. Biochem. **25**(723-730).
- Fukami, T., D. A. Wardle, et al. (2006). "Above- and below-ground impacts of introduced predators in seabird-dominated island ecosystems." Ecology Letters **9**(12): 1299-1307.
- Garbeva, P., van Veen, J.A., van Elsas, J.D. (2004). "Assessment of the diversity, and antagonism towards *Rhizoctonia solani* AG3, of *Pseudomonas* species in soil from different agricultural regimes." FEMS MICROBIOLOGY ECOLOGY **47**(1): 51-64

- Gardi, C., Jeffrey, S. (2009). Soil Biodiversity. Luxembourg, Joint Research Center, European Commission: 27.
- Gardi, C., M. Tomaselli, et al. (2002). "Soil quality indicators and biodiversity in northern Italian permanent grasslands." European Journal of Soil Biology **38**(1): 103-110.
- Garrett, K. A., Dendy, S. P., Frank, E. E., Rouse, M. N., and S. E. Travers (2006). "Climate Change Effects on Plant Disease: Genomes to Ecosystems." Annu. Rev. Phytopathol. **44**: 489-509.
- Germaine, S. S., S. S. Rosenstock, et al. (1998). "Relationships among breeding birds, habitat, and residential development in Greater Tucson, Arizona." Ecological Applications **8**(3): 680-691.
- Giardina, C. P. and M. G. Ryan (2000). "Evidence that decomposition rates of organic carbon in mineral soil do not vary with temperature." Nature **404**(6780): 858-861.
- Giller, P. S. (1996). "The diversity of soil communities, the 'poor man's tropical rainforest'." Biodiversity And Conservation **5**(2): 135-168.
- Gonzalez-Chavez, M. C., Carrillo-Gonzalez, R., Gutierrez-Castorena, M.C. (2009). "Natural attenuation in a slag heap contaminated with cadmium: The role of plants and arbuscular mycorrhizal fungi." Journal of hazardous materials **161**(2-3): 1288-1298.
- Gonzalez, G. (2006). "Earthworms as invasive species in Latin America - the 2nd Latin American meeting on Oligochaeta (Earthworm) ecology and taxonomy." Caribbean Journal of Science **42**(3): 281-284.
- Gordon, H., Haygarth, P.M., Bardgett, R.D. (2008). "Drying and rewetting effects on soil microbial community composition and nutrient leaching." Soil Biology and Biochemistry **40**(2): 302-311.
- Graefe, U. and R. Schmelz (1999). "Tabellarische Zusammenstellung der ökologischen Ansprüche und Lebensformtypen terrestrischer Enchytraeenarten." Newslett. Enchytraeidae **6**: 59-68.
- Grandy, A. S., M. S. Strickland, et al. (2009). "The influence of microbial communities, management, and soil texture on soil organic matter chemistry." Geoderma **150**(3-4): 278-286.
- Grayston, S. J., S. Q. Wang, et al. (1998). "Selective influence of plant species on microbial diversity in the rhizosphere." Soil Biology & Biochemistry **30**(3): 369-378.
- Griffiths, B. S., K. Ritz, et al. (2000). "Ecosystem response of pasture soil communities to fumigation-induced microbial diversity reductions: an examination of the biodiversity-ecosystem function relationship." Oikos **90**(2): 279-294.
- Griffiths, B. S., K. Ritz, et al. (1994). "Nematodes as Indicators of Enhanced Microbiological Activity in a Scottish Organic Farming System." Soil Use and Management **10**(1): 20-24.
- Griffiths, B. S. and I. M. Young (1994). "The Effects of Soil-Structure on Protozoa in a Clay-Loam Soil." European Journal of Soil Science **45**(3): 285-292.
- Grundmann, G. L. and D. Debouzie (2000). "Geostatistical analysis of the distribution of NH<sub>4</sub><sup>+</sup> and NO<sub>2</sub><sup>-</sup>-oxidizing bacteria and serotypes at the millimeter scale along a soil transect." Fems Microbiology Ecology **34**(1): 57-62.



- Guggenberger, G., R. J. Thomas, et al. (1996). "Soil organic matter within earthworm casts of an anecic-endogeic tropical pasture community, Colombia." *Applied Soil Ecology* **3**(3): 263-274.
- Gunderson, L. H., C. S. Holling, et al. (1997). *Resilience of large-scale resource systems*. 3rd Workshop on Resilience and the Behavior of Large-Scale Systems, Stockholm, Sweden.
- Hagvar, S. (1998). "The relevance of the Rio-Convention on biodiversity to conserving the biodiversity of soils." *Applied Soil Ecology*(9): 1-7.
- Halberg, N. (1999). "Indicators of resource use and environmental impact for use in a decision aid for Danish livestock farmers." *Agriculture Ecosystems and Environment* **76**: 17-30.
- Hannam, I. and B. Boer (2004). *Drafting Legislation for Sustainable Soils: A Guide*: 52.
- Hansen, A. J., R. L. Knight, et al. (2002). *Effects of exurban development on biodiversity: Patterns, mechanisms, and research needs*. 87th Annual Meeting of the Ecological-Society-of-America, Tuscon, AZ.
- Harris, R. F. (1980). "Effect of water potential on microbial growth and activity." *Water potential relations in soil microbiology Special publication no 9. Soil Society of America, Madison, Wisconsin*: 23-95.
- Hassink, J. (1992). "Effects of Soil Texture and Structure on Carbon and Nitrogen Mineralization in Grassland Soils." *Biology and Fertility of Soils* **14**(2): 126-134.
- Hassink, J., L. A. Bouwman, et al. (1993). "Relationships between Habitable Pore-Space, Soil Biota and Mineralization Rates in Grassland Soils." *Soil Biology & Biochemistry* **25**(1): 47-55.
- Hawksworth, D. L. (1991). "The Fungal Dimension of Biodiversity - Magnitude, Significance, and Conservation." *Mycological Research* **95**: 641-655.
- Heckmann, L. H., B. S. Griffiths, et al. (2006). "Consequences for Protaphorura armata (Collembola : Onychiuridae) following exposure to genetically modified Bacillus thuringiensis (Bt) maize and non-Bt maize." *Environmental Pollution* **142**(2): 212-216.
- Hedde, M., M. Aubert, et al. (2007). "Soil detritivore macro-invertebrate assemblages throughout a managed beech rotation." *Annals of Forest Science* **64**(2): 219-228.
- Hedde, M., P. Lavelle, et al. (2005). "Specific functional signature in soil macro-invertebrate biostructures." *Functional Ecology* **19**: 783-795.
- Hedlund, K., I. S. Regina, et al. (2003). "Plant species diversity, plant biomass and responses of the soil community on abandoned land across Europe: idiosyncrasy or above-belowground time lags." *Oikos* **103**(1): 45-58.
- Heine, O. and O. Larink (1993). "Food and Cast Analyses as a Parameter of Turn-over of Materials by Earthworms (Lumbricus-Terrestris L)." *Pedobiologia* **37**(4): 245-256.
- Heisler, C. (1991). "Influence of Texture Damage by Mechanical Loads on Species-Diversity of Springtails in Conventional Tillaged Arable Land (Collembola)." *Entomologia Generalis* **16**(1): 39-52.
- Heisler, C. and E. A. Kaiser (1995). "Influence of Agricultural Traffic and Crop Management on Collembola and Microbial Biomass in Arable Soil." *Biology and Fertility of Soils* **19**(2-3): 159-165.
- Heisler, C., H. Rogasik, et al. (1998). "Conservation tillage and biological activity." *Landbauforschung Volkenrode* **48**(4): 199-212.

- Helgason, T., T. J. Daniell, et al. (1998). "Ploughing up the wood-wide web?" *Nature* **394**(6692): 431-431.
- Hendrix, P. F. and R. W. Parmelee (1985). "Decomposition, Nutrient Loss and Microarthropod Densities in Herbicide-Treated Grass Litter in a Georgia Piedmont Agroecosystem." *Soil Biology & Biochemistry* **17**(4): 421-428.
- Hendrix, P. F., A. C. Peterson, et al. (1998). "Long-term effects of earthworms on microbial biomass nitrogen in coarse and fine textured soils." *Applied Soil Ecology* **9**(1-3): 375-380.
- Heywood, V. H., Baste, I. (1995). Introduction. *Global Biodiversity Assessment*. V. H. H. (Ed.). Cambridge, UK, Cambridge University Press: 1–19.
- Hobbs, R. J. and H. A. Mooney (1985). "Community and Population-Dynamics of Serpentine Grassland Annuals in Relation to Gopher Disturbance." *Oecologia* **67**(3): 342-351.
- Hodda, M. and F. R. Wanless (1994). "Nematodes from an English Chalk Grassland - Species Distributions." *Nematologica* **40**(1): 116-132.
- Hoelldobler, B. and E. O. Wilson (1990). "Host Tree Selection by the Neotropical Ant *Paraponera clavata* Hymenoptera Formicidae." *Biotropica* **22**(2): 213-214.
- Holmstrup, M. (2001). "Sensitivity of life history parameters in the earthworm *Aporrectodea caliginosa* to small changes in soil water potential." *Soil Biology & Biochemistry* **33**(9): 1217-1223.
- Holtkamp, R., P. Kardol, et al. (2008). "Soil food web structure during ecosystem development after land abandonment." *Applied Soil Ecology* **39**(1): 23-34.
- Hopkin, S. P. (1997). *Biology of the Springtails*, Oxford, University Press.
- Hopkins, D. W., E. A. Webster, et al. (2001). "Decomposition in soil of tobacco plants with genetic modifications to lignin biosynthesis." *Soil Biology & Biochemistry* **33**(11): 1455-1462.
- Hoppener-Ogawa, S., J. H. J. Leveau, et al. (2009). "Impact of *Collimonas* bacteria on community composition of soil fungi." *Environmental Microbiology* **11**(6): 1444-1452.
- Horz, H. P., A. Barbrook, et al. (2004). "Ammonia-oxidizing bacteria respond to multifactorial global change." *Proceedings of the National Academy of Sciences of the United States of America* **101**(42): 15136-15141.
- Hoschitz, M. and R. Kaufmann (2004). "Soil nematode communities of Alpine summits-site differentiation and microclimatic influences." *Pedobiologia* **48**(4): 313-320.
- Hu, F., H. Li, et al. (1998). "Effect of soil nematode exclusion on wheat growth and its N and P uptake." *Yingyong Shengtai Xuebao* **9**(4): 419-424.
- Hu, S. J., M. K. Firestone, et al. (1999). "Soil microbial feedbacks to atmospheric CO<sub>2</sub> enrichment." *Trends In Ecology & Evolution* **14**(11): 433-437.
- Huber, S., Prokop, G., Arrouays, D., Banko, G., Bispo, A., Jones, R.J.A., Kibblewhite, M.G., Lexer, W., Möller, A., Rickson, R.J., Shishkov, T., Stephens, M., Toth, G. Van den Akker, J.J.H. (2008). *Environmental Assessment of Soil for Monitoring: Volume I, Indicators & Criteria*. Luxembourg, Office for the Official Publications of the European Communities: 339.
- Hudec, B., Kaufmann, C., Landgrebe-Trinkunaite, R. and Naumann, S. (2007). *Evaluation of soil protection aspects in certain programmes of measures adopted by Member States -Final Report*. Study commissioned by the European Commission. , European Commission.

- Hugo, E. A., S. L. Chown, et al. (2006). "The microarthropods of sub-Antarctic Prince Edward Island: a quantitative assessment." *Polar Biology* **30**(1): 109-119.
- Hunt, H. W., D. C. Coleman, et al. (1987). "The Detrital Food Web in a Shortgrass Prairie." *Biology and Fertility of Soils* **3**(1-2): 57-68.
- Hunt, H. W. and D. H. Wall. (2002). "Modelling the effects of loss of soil biodiversity on ecosystem function." *Global Change Biology* **8**: 33-50.
- Huntingford, C., Cox, P.M., Lenton, T.M. (2000). "Contrasting responses of a simple terrestrial ecosystem model to global change" *Ecological Modelling* **134**(1): 41-58.
- Hutchings, M. J., De Kroon, H. (1994). "Foraging in Plants - the Role of Morphological Plasticity in Resource Acquisition." *Advances in Ecological Research, Vol 25* **25**: 159-238.
- Icoz, I. and G. Stotzky (2008). "Fate and effects of insect-resistant Bt crops in soil ecosystems." *Soil Biology & Biochemistry* **40**(3): 559-586.
- IFEN (2005). "Les changements d'occupation des sols de 1990 à 2000 : plus d'artificiel, moins de prairies et de bocages." *Les données de l'environnement*(101): 4.
- Ingham, E. R., D. C. Coleman, et al. (1989). "An analysis of food-web structure and function in a shortgrass prairie, a mountain meadow, and a lodgepole pine forest." *Biol. Fertil. Soils* **8**: 29-37.
- Ingham, R. E. and J. K. Detling (1984). "PLANT-HERBIVORE INTERACTIONS IN A NORTH-AMERICAN MIXED-GRASS PRAIRIE .3. SOIL NEMATODE POPULATIONS AND ROOT BIOMASS ON CYNOMYS-LUDOVICIANUS COLONIES AND ADJACENT UNCOLONIZED AREAS." *Oecologia* **63**(3): 307-313.
- Ingham, R. E., J. A. Trofymow, et al. (1985). "Interactions of Bacteria, Fungi, and Their Nematode Grazers - Effects on Nutrient Cycling and Plant-Growth." *Ecological Monographs* **55**(1): 119-140.
- IPCC (2007). Climate Change 2007: Synthesis Report, IPCC: 52.
- ISO (1997). Soil quality: Determination of soil microbial biomass. Part 2: Fumigation-extraction method, ISO (International Organisation for Standardisation).
- Jaeger, C. H., R. K. Monson, et al. (1999). "Seasonal partitioning of nitrogen by plants and soil microorganisms in an alpine ecosystem." *Ecology* **80**(6): 1883-1891.
- James, C. (2003). "Global review of commercialized transgenic crops." *CURRENT SCIENCE* **84**(3): 303-309.
- Jenkins, M. (2003). "Prospects for biodiversity." *Science* **302**: 1175-1177.
- Jenkinson, D. S., Adams, D. E., Wild, A. (1991). "Model estimates of CO<sub>2</sub> emission from soil in response to global warming." *Nature* **351**: 304-306.
- Jimenez, J. J., J. P. Rossi, et al. (2001). "Spatial distribution of earthworms in acid-soil savannas of the eastern plains of Colombia." *Applied Soil Ecology* **17**(3): 267-278.
- Jones, C. G., J. H. Lawton, et al. (1994). "Organisms as Ecosystem Engineers." *Oikos* **69**(3): 373-386.
- Jones, C. V., Lawton, J.H., Shachak, M. (1997). "Positive and negative effects of organisms as physical ecosystem engineers." *Ecology* **78**(7): 1946-1957.

- Jones, R. J. A., Houskova, B., Montanarella, L., and Bullock, P., (2005). *Soil Resources of Europe: second edition.* , European Soil Bureau Montanarella & Bullock (eds)
- Jones, R. J. A., G. Spoor, et al. (2003). "Vulnerability of subsoils in Europe to compaction: a preliminary analysis." *Soil & Tillage Research* **73**(1-2): 131-143.
- Joschko, M., R. Gebbers, et al. (2009). "Location-dependency of earthworm response to reduced tillage on sandy soil." *Soil & Tillage Research* **102**(1): 55-66.
- Jurgensen, M. F., L. Finer, et al. (2008). "Organic mound-building ants: their impact on soil properties in temperate and boreal forests." *Journal of Applied Entomology* **132**(4): 266-275.
- Kainz, M., Auerswald, K., Philipp, C. (1991). Effect of top soil properties on earthworm abundance in representative arable soils. Tagung der Deutschen Bodenkundlichen Gesellschaft, Bayreuth (Germany).
- Kaiser, E. A., T. Müller, et al. (1992). "Evaluation of methods for soil microbial biomass estimation and their relation to soil texture and soil organic matter." *Soil Biol Biochem* **24**: 675-683.
- Kennette, D., W. Hendershot, et al. (2002). "Uptake of trace metals by the earthworm *Lumbricus terrestris* L. in urban contaminated soils." *Applied Soil Ecology* **19**(2): 191-198.
- Kerry, B. R. (2000). "Rhizosphere interactions and the exploitation of microbial agents for the biological control of plant-parasitic nematodes." *Annual Review of Phytopathology* **38**: 423-441.
- Kerry, B. R., and Crump, D. H. (1998). "The dynamics of the decline of the cereal cyst nematode, *Heterodera avenae*, in four soils under intensive cereal production." *Fund. Appl. Nematol* **21**: 617-625.
- Khanna, M. and G. Stotzky (1992). "Transformation Of *Bacillus-Subtilis* By Dna Bound On Montmorillonite And Effect Of Dnase On The Transforming Ability Of Bound Dna." *Applied And Environmental Microbiology* **58**(6): 1930-1939.
- Kibblewhite, M. G., Ritz, K. and Swift, M.J . (2008). "Soil health in agricultural systems." *Phil. Trans. R. Soc. B* (363): 685-701.
- Killham, K. (1994). *Soil Ecology*. Cambridge, UK, Cambridge University Press.
- King, A. W. (1991). Translating models across scales in the landscape. *Quantitative Methods in Landscape Ecology: The Analysis and Interpretation of Landscape Heterogeneity*. M. G. T. a. R. H. Gardner. New York, Springer-Verlag: 479-517.
- Klironomos, J. N. (2002). "Feedback to the soil community contributes to plant rarity and invasiveness in communities." *Nature* **417**: 67-70.
- Klironomos, J. N. (2002). "Feedback with soil biota contributes to plant rarity and invasiveness in communities." *Nature* **417**(6884): 67-70.
- Klok, C., J. Faber, et al. (2007). "Influence of clay content and acidity of soil on development of the earthworm *Lumbricus rubellus* and its population level consequences." *Biology and Fertility of Soils* **43**(5): 549-556.
- Knevel, I. C., T. Lans, et al. (2004). "Release from native root herbivores and biotic resistance by soil pathogens in a new habitat both affect the alien *Ammophila arenaria* in South Africa." *Oecologia* **141**(3): 502-510.

- Koenning, S. R., Walters, S. A., Barker, K. R. (1996). "Impact of Soil Texture on the Reproductive and Damage Potentials of *Rotylenchulus reniformis* and *Meloidogyne incognita* on Cotton." J Nematol. **28**(4): 527-536.
- Konaté, S. (1998). Structure, dynamique et rôle des buttes termitiques dans le fonctionnement d'une savane pre-forestière (Lamto, Côte d'Ivoire). Le termite *Odontotermes* comme ingénieur de l'écosystème. Biology. Paris, University of Paris VI: 245.
- Koopmans, G. F., Chardona, W. J. , Ehlerta, P. A. I., Dolfinga, J., Suursa, R. A. A, Oenemaa O. and van Riemsdijk, W. H. (2004). "Phosphorus Availability for Plant Uptake in a Phosphorus-Enriched Noncalcareous Sandy Soil " J. Environ. Qual. **33**: 965-975.
- Koppenhofer, A. M., H. K. Kaya, et al. (1995). "Infectivity of Entomopathogenic Nematodes (*Rhabditida*, *Steinernematidae*) at Different Soil Depths and Moistures." Journal of Invertebrate Pathology **65**(2): 193-199.
- Korschens, M., A. Weigel, et al. (1998). "Turnover of soil organic matter (SOM) and long-term balances - Tools for evaluating sustainable productivity of soils." Zeitschrift Fur Pflanzenernahrung Und Bodenkunde **161**(4): 409-424.
- Korthals, G. W., P. Smilauer, et al. (2001). "Linking above- and below-ground biodiversity: abundance and trophic complexity in soil as a response to experimental plant communities on abandoned arable land." Functional Ecology **15**(4): 506-514.
- Korthals, G. W., P. Smilauer, et al. (2001). "Linking above- and belowground diversity: abundance and trophic complexity in soil as a response to experimental plant communities on abandoned arable land." Functional Ecology **16**: 506–514.
- Kostel-Hughes, F. (1995). The role of soil seed banks and leaf litter in the regeneration of native and exotic tree species in urban forests. Bronx, New York., Fordham University.
- Kowalchuk, G. A., M. Bruinsma, et al. (2003). "Assessing responses of soil microorganisms to GM plants." Trends in Ecology & Evolution **18**(8): 403-410.
- Kowalchuk, G. A., D. S. Buma, et al. (2002). "Effects of above-ground plant species composition and diversity on the diversity of soil-borne microorganisms." Antonie Van Leeuwenhoek International Journal of General and Molecular Microbiology **81**(1-4): 509-520.
- Krogh, P. H. and B. Griffiths (2007). "ECOGEN - Soil ecological and economic evaluation of genetically modified crops." Pedobiologia **51**(3): 171-173.
- Lal, R. (2004). "Soil carbon sequestration impacts on global climate change and food security." Science **304**(5677): 1623-1627.
- Lal, R. (2005). "Forest soils and carbon sequestration." Forest Ecology and Management **220**: 242–258.
- Lal, R. and J. M. Kimble (1997). "Conservation tillage for carbon sequestration." Nutrient Cycling in Agroecosystems **49**(1-3): 243-253.
- Lattaud, C., P. Mora, et al. (1999). "Enzymatic digestive capabilities in geophagous earthworms - origin and activities of cellulolytic enzymes." Pedobiologia **43**(6): 842-850.
- Lauber, C. L., M. S. Strickland, et al. (2008). "The influence of soil properties on the structure of bacterial and fungal communities across land-use types." Soil Biology & Biochemistry **40**(9): 2407-2415.
- Laura, R. D. (1973). "Effects of Sodium Carbonate on Carbon and Nitrogen Mineralization of Organic-Matter Added to Soil." Geoderma **9**(1): 15-26.

- Laura, R. D. (1976). "Effects of Alkali Salts on Carbon and Nitrogen Mineralization of Organic-Matter in Soil." Plant and Soil **44**(3): 587-596.
- Lavelle, P. (1978). *Les Vers de Terre de la savane de Lamto (Côte d'Ivoire): peuplements, populations et fonctions dans l'écosystème*, Paris VI, Publication du Laboratoire de Zoologie de l'ENS.
- Lavelle, P. (1997). "Faunal activities and soil processes : adaptive strategies that determine ecosystem function." Advances in Ecological Research **27**: 93-132.
- Lavelle, P. (1997). Faunal activities and soil processes: Adaptive strategies that determine ecosystem function. Advances In Ecological Research, Vol 27. **27**: 93-132.
- Lavelle, P. (2002). "Functional domains in soils." Ecological Research **17**(4): 441-450.
- Lavelle, P., D. Bignell, et al. (2004). Vulnerability of ecosystem services at different scales: role of biodiversity and implications for management. . Sustaining Biodiversity and functioning in soils and sediments. D. Wall. New York, Island Press.
- Lavelle, P., D. Bignell, et al. (1997). "Soil function in a changing world: the role of invertebrate ecosystem engineers." European Journal of Soil Biology **33**(4): 159-193.
- Lavelle, P., D. Bignell, et al. (1997). "Soil function in a changing world: the role of invertebrate ecosystem engineers." European Journal of Soil Biology **33**(4): 159-193.
- Lavelle, P., E. Blanchart, et al. (1993). "A Hierarchical Model For Decomposition In Terrestrial Ecosystems - Application To Soils Of The Humid Tropics." Biotropica **25**(2): 130-150.
- Lavelle, P., R. Dugdale, et al. (2005). Nutrient Cycling and Fertility. Millennium Ecosystem Assessment.
- Lavelle, P., C. Lattaud, et al. (1995). "Mutualism And Biodiversity In Soils." Plant And Soil **170**(1): 23-33.
- Lavelle, P., C. Lattaud, et al. (1995). Mutualism and biodiversity in soils. The significance and regulation of soil biodiversity. H. P. Collins, G. P. Robertson and M. J. Klug. Dordrecht, Kluwer Academic Publishers. **63**: 23 - 33.
- Lavelle, P. and A. V. Spain (2001). Soil Ecology. Amsterdam, NL, Kluwer Scientific Publications.
- Le Bayon, R. C. and F. Binet (1999). "Rainfall effects on erosion of earthworm casts and phosphorus transfers by water runoff." Biology and Fertility of Soils **30**(1-2): 7-13.
- Lee, K. E. and R. C. Foster (1991). "Soil fauna and soil structure." Aust. J. Soil Res. **29**: 745-775.
- Leininger, S., Urich, T., Schloter, M., Schwark, L., Qi, J., Nicol, G.W., Prosser, J.I., Schuster, S.C., Schleper, C. (2006). "Archaea predominate among ammonia-oxidizing prokaryotes in soils " Nature **442**(7104): 806-809.
- Levine, J. M., M. Vila, et al. (2003). "Mechanisms underlying the impacts of exotic plant invasions." Proceedings of the Royal Society of London Series B-Biological Sciences **270**(1517): 775-781.
- Liao, C. Z., R. H. Peng, et al. (2008). "Altered ecosystem carbon and nitrogen cycles by plant invasion: a meta-analysis." New Phytologist **177**(3): 706-714.
- Lindenmayer, D. B., Hobbs, R.J. (2004). "Fauna conservation in Australian plantation forests – a review." Biological Conservation(119): 151-168.

- Lipson, D. A. and S. K. Schmidt (2004). "Seasonal changes in an alpine soil bacterial community in the Colorado Rocky Mountains." Applied and Environmental Microbiology **70**(5): 2867-2879.
- Ljungström, P. O. (1972). " Introduced earthworms of South Africa. On their taxonomy, distribution, history of introduction and on the extermination of endemic earthworms." Zool. Jb. Syst., **99**: 1-81.
- Loranger, G. (2001). "Particular humus forms in a tropical semi-evergreen forest of Guadeloupe." Comptes Rendus De L Academie Des Sciences Serie Iii-Sciences De La Vie-Life Sciences **324**(8): 725-732.
- Loranger, G., J. F. Ponge, et al. (1998). "Impact of earthworms on the diversity of microarthropods in a vertisol (Martinique)." Biology And Fertility Of Soils **27**(1): 21-26.
- Loranger, G., J. F. Ponge, et al. (1998). "Influence of agricultural practices on arthropod communities in a vertisol (Martinique)." European Journal Of Soil Biology **34**(4): 157-165.
- Louisier, J. D. and D. Parkinson (1981). "The disappearance of empty tests of litter and soil testate amoebae (Testacea, Rhizopoda, Protozoa)." Arch. Protistenkunde **124**: 312-336.
- Loutan, L., D. B. de Haan, et al. (1997). "The health of asylum seekers: from screening for communicable diseases to post-traumatic disorders." Bulletin De La Societe De Pathologie Exotique **90**(4): 233-237.
- Lovell, R. D., S. C. Jarvis, et al. (1995). "Soil Microbial Biomass And Activity In Long-Term Grassland - Effects Of Management Changes." Soil Biology & Biochemistry **27**(7): 969-975.
- Luck, G. W., Daily G. C. and Ehrlich, P. R. (2003). "Population diversity and ecosystem services." Trends in Ecology and Evolution **18**: 331-336.
- Lukow, T., P. F. Dunfield, et al. (2000). "Use of the T-RFLP technique to assess spatial and temporal changes in the bacterial community structure within an agricultural soil planted with transgenic and non-transgenic potato plants." Fems Microbiology Ecology **32**(3): 241-247.
- Luo, Y., Wan, S., Hui, D., Wallace, L. (2001). "Acclimatization of soil respiration to warming in a tall grass prairie." Nature **413**(622).
- Lynch, J. M., A. Benedetti, et al. (2004). "Microbial diversity in soil: ecological theories, the contribution of molecular techniques and the impact of transgenic plants and transgenic microorganisms." Biology And Fertility Of Soils **40**(6): 363-385.
- Mader, P., A. Fliebbach, et al. (2002). "Soil Fertility and Biodiversity in Organic Farming." Science **296**: 1694.
- Manzoni, S., Porporato, A., Schimel, J.P. (2008). "Soil heterogeneity in lumped mineralization-immobilization models." Soil Biology & Biochemistry **40**: 1137-1148.
- Marchante, E., A. Kjoller, et al. (2008). "invasive *Acacia longifolia* induce changes in the microbial catabolic diversity of sand dunes." Soil Biology & Biochemistry **40**(10): 2563-2568.
- Marchante, E., A. Kjoller, et al. (2008). "Short- and long-term impacts of *Acacia longifolia* invasion on the belowground processes of a Mediterranean coastal dune ecosystem." Applied Soil Ecology **40**(2): 210-217.
- Marinissen, J. C. Y. and J. Bok (1988). "Earthworm-Amended Soil Structure - Its Influence on Collembola Populations in Grassland." Pedobiologia **32**(3-4): 243-252.

- Martin, A. (1991). "Short-Term and Long-Term Effects of the Endogeic Earthworm *Millsonia-Animala* (Omodeo) (Megascolecidae, Oligochaeta) of Tropical Savannas, on Soil Organic-Matter." Biology and Fertility of Soils **11**(3): 234-238.
- McDonnell, M. J., S. T. A. Pickett, et al. (1993). The application of the ecological gradient paradigm to the study of urban effects. 4th Cary Conference on Humans as Components of Ecosystems - The Ecology of Subtle Human Effects and Populated Areas, Millbrook, Ny.
- McGrath, D. A. and M. A. Binkley (2009). "Microstegium vimineum Invasion Changes Soil Chemistry and Microarthropod Communities in Cumberland Plateau Forests." Southeastern Naturalist **8**(1): 141-156.
- McSorley, R. (2003). "Adaptations of nematodes to environmental extremes." Florida Entomologist **86**(2): 138-142.
- MEA (2005). Millenium Ecosystem Assessment: Ecosystems and human well-being: Biodiversity synthesis. Washington, D.C., World Resources Institute.
- MEA, M. E. A. (2005). Ecosystems and Human Well-Being: Policy Responses, Island Press.
- Melillo, J. M., P. A. Steudler, et al. (2002). "Soil warming and carbon-cycle feedbacks to the climate system." Science **298**(5601): 2173-2176.
- Metzke, M., M. Potthoff, et al. (2007). "Effect of reduced tillage systems on earthworm communities in a 6-year organic rotation." European Journal of Soil Biology **43**: S209-S215.
- Miethling, R., G. Wieland, et al. (2000). "Variation of microbial rhizosphere communities in response to crop species, soil origin, and inoculation with *Sinorhizobium meliloti* L33." Microbial Ecology **40**(1): 43-56.
- Migge-Kleian, S., M. A. McLean, et al. (2006). "The influence of invasive earthworms on indigenous fauna in ecosystems previously uninhabited by earthworms." Biological Invasions **8**(6): 1275-1285.
- Mora, P., E. Miambi, et al. (2005). "Functional complement of biogenic structures produced by earthworms, termites and ants in the neotropical savannas." Soil Biology and Biochemistry **37**(6): 1043-1048.
- Moral, R., C. Paredesa, et al. (2009). "Utilisation of manure composts by high-value crops: Safety and environmental challenges." Bioresource Technology.
- Morgan, J. E. and A. J. Morgan (1999). "The accumulation of metals (Cd, Cu, Pb, Zn and Ca) by two ecologically contrasting earthworm species (*Lumbricus rubellus* and *Aporrectodea caliginosa*): implications for ecotoxicological testing." Applied Soil Ecology **13**(1): 9-20.
- Mulder, C., J. E. Cohen, et al. (2005). "Bacterial traits, animals' body mass and numerical abundance in the detrital soil food web of Dutch agricultural grasslands." Ecol. Lett. **8**: 80-90.
- Mulder, C., D. De Zwart, et al. (2003). "Observational and simulated evidence of ecological shifts within the soil nematode community of agroecosystems under conventional and organic farming." Funct. Ecol. **17**: 516-525.
- Mulder, C., J. B. Dijkstra, et al. (2005). "Nonparasitic Nematoda provide evidence for a linear response of functionally important soil biota to increasing livestock density." Naturwissenschaften **92**: 314-318.



- Mulligan, C. N. and M. Kamali (2003). "Bioleaching of copper and other metals from low-grade oxidized mining ores by *Aspergillus niger*." Journal of Chemical Technology and Biotechnology **78**(5): 497-503.
- Murase, J. and P. Frenzel (2008). "Selective grazing of methanotrophs by protozoa in a rice field soil." Fems Microbiology Ecology **65**(3): 408-414.
- Myers, N. (1993). Gaia: An Atlas of Planet Management. New York, Garden City.
- Naeem, S., L. J. Thompson, et al. (1995). "Empirical-Evidence That Declining Species-Diversity May Alter the Performance of Terrestrial Ecosystems." Philosophical Transactions of the Royal Society of London Series B-Biological Sciences **347**(1321): 249-262.
- Nannipieri, P., and Paul, EA (2009). "The chemical and functional characterization of organic N and its biotic components. ." Soil Biol Biochem **in press**.
- Nannipieri, P., J. Ascher, et al. (2003). "Microbial diversity and soil functions." European Journal Of Soil Science **54**(4): 655-670.
- Nannipieri, P. and L. Badalucco (2003). Biological processes. Processes in the Soil "Plant System: Modelling Concepts and Applications
- Nannipieri, P., Kandeler E and Ruggiero P. (2002). Enzyme activities and microbiological and biochemical processes in soil. Enzymes in the Environment. Activity, ecology and Applications. R. G. B. a. R. P. Dick, Marcel Dekker: 1-33.
- Nannipieri, P., Kandeler, E. & Ruggiero, P. (2002). Enzyme activities and microbiological and biochemical processes in soil. . Enzymes in the Environment R. G. B. R. Dick. New York, Marcel Dekker: 1–33.
- Neiryck, J., S. Mirtcheva, et al. (2000). "Impact of *Tilia platyphyllos* Scop., *Fraxinus excelsior* L., *Acer pseudoplatanus* L., *Quercus robur* L. and *Fagus sylvatica* L. on earthworm biomass and physico-chemical properties of a loamy topsoil." Forest Ecology and Management **133**(3): 275-286.
- Nelson, P. N., J. N. Ladd, et al. (1996). "Decomposition of C-14-labelled plant material in a salt-affected soil." Soil Biology & Biochemistry **28**(4-5): 433-441.
- Neutel, A. M., Heesterbeek, J. A. P., van de Koppel, J., Hoenderboom, G. ,Vos, A. ,Kaldeway, C., Berendse, F., de Ruiter, P. C. (2007). "Reconciling complexity with stability in naturally assembling food webs." Nature **449**(7162): 599-U11.
- Nooren, C. A. M., N. Vanbreemen, et al. (1995). "The Role of Earthworms in the Formation of Sandy Surface Soils in a Tropical Forest in Ivory-Coast." Geoderma **65**(1-2): 135-148.
- Noss, R. (2000). "High-risk ecosystems as foci for considering biodiversity and ecological integrity in ecological risk assessments." Environmental Science & Policy **3**: 321–332.
- Noss, R. F. I. (1990). "Indicators for monitoring biodiversity: a hierarchical approach." Conservation Biology **4**: 355-364.
- Nunan, N., K. Wu, et al. (2002). "In situ spatial patterns of soil bacterial populations, mapped at multiple scales, in an arable soil." Microbial Ecology **44**(4): 296-305.
- Nuutinen, V., J. Pitkanen, et al. (1998). "Spatial variation of an earthworm community related to soil properties and yield in a grass-clover field." Applied Soil Ecology **8**(1-3): 85-94.
- Oger, P., A. Petit, et al. (1997). "Genetically engineered plants producing opines alter their biological environment." Nature Biotechnology **15**(4): 369-372.

- Ogle, S. M., F. J. Breidt, et al. (2002). "Uncertainty in estimating land use and management impacts on soil organic carbon storage for US agricultural lands between 1982 and 1997." Global Change Biology **9**(11): 1521 – 1542.
- Oloff, H., B. Hoorens, et al. (2000). "Small-scale shifting mosaics of two dominant grassland species: the possible role of soil-borne pathogens." Oecologia **125**(1): 45-54.
- Owojori, O. J., Reinecke, A.J., Voua-Otomoa P., Reinecke S.A. (2009). "Comparative study of the effects of salinity on life-cycle parameters of four soil-dwelling species (*Folsomia candida*, *Enchytraeus doerjesi*, *Eisenia fetida* and *Aporrectodea caliginosa*) -Article in press." Pedobiologia.
- Packer, A. and K. Clay (2000). "Soil pathogens and spatial patterns of seedling mortality in a temperate tree." Nature **404**(6775): 278-281.
- Paoletti, M. G. (1999). "The role of earthworms for assessment of sustainability and as bioindicators." Agriculture, Ecosystems and Environment **74**: 137-155.
- Papatheodorou, E. M., M. D. Argyropoulou, et al. (2004). "The effects of large- and small-scale differences in soil temperature and moisture on bacterial functional diversity and the community of bacterivorous nematodes." Applied Soil Ecology **25**(1): 37-49.
- Parisi, V. (2001). "The biological soil quality, a method based on microarthropods." Acta Naturalia de L'Ateneo Parmense **37**: 97–106.
- Parisi, V., C. Menta, et al. (2005). "Microarthropod communities as a tool to assess soil quality and biodiversity: a new approach in Italy." Agriculture Ecosystems & Environment **105**(1-2): 323-333.
- Patz, J. A., P. Daszak, et al. (2004). "Unhealthy landscapes: Policy recommendations on land use change and infectious disease emergence." Environmental Health Perspectives **112**(10): 1092-1098.
- Pavao-Zuckerman, M. A. and D. C. Coleman (2007). "Urbanization alters the functional composition, but not taxonomic diversity, of the soil nematode community." Applied Soil Ecology **35**(2): 329-339.
- Peigne, J., Cannavaciolo, M., Gautronneau, Y., Aveline, A., Giteau, J.L., Cluzeau, D. (2009). "Earthworm populations under different tillage systems in organic farming." Soil & Tillage Research(104): 207-214.
- Pelosi, C., M. Bertrand, et al. (2009). "Earthworm community in conventional, organic and direct seeding with living mulch cropping systems." Agronomy for Sustainable Development **29**(2): 287-295.
- Perotto, S., E. ActisPerino, et al. (1996). "Molecular diversity of fungi from ericoid mycorrhizal roots." Molecular Ecology **5**(1): 123-131.
- Petal, J., K. Chmielewski, et al. (2003). "Biological and chemical properties of fen soils affected by anthills of *Myrmica* spp." Polish Journal of Ecology **51**(1): 67-78.
- Petersen H and M. Luxton (1982). "A comparative analysis of soil fauna populations and their role in decomposition processes." Oikos **39**(3): 287-388.
- Pfiffner, L. and P. Mader (1997). "Effects of biodynamic, organic and conventional production systems on earthworm populations." Biological Agriculture & Horticulture **15**(1-4): 3-10.
- Philipson, J., R. Abel, et al. (1976). "Earthworms and the factors governing their distribution in an English beechwood." Pedobiology **16**: 258-285.

- Pietramellara, G., Ascher, J., Borgogni, F., Ceccherini, M. T., Guerri, G. , Nannipieri, P. (2009). "Extracellular DNA in soil and sediment: fate and ecological relevance " Biology and Fertility of Soils **45**(3).
- Pimentel, D. (2005). "Environmental and economic costs of the application of pesticides primarily in the United States." Environment Development and Sustainability **7**(2): 229-252.
- Pimentel, D., C. Harvey, et al. (1995). "Environmental and Economic Costs of Soil Erosion and Conservation Benefits." Science (Washington D C) **267**(5201): 1117-1123.
- Pimentel, D., Wilson, C., McCullum, C., Huang, R., Dwen, P., Flack, J., Tran, Q., Saltman, T. and Cliff, B.: 1997, 'Economic and environmental benefits of biodiversity', Bioscience **47**(11), 747–757.
- Pimentel, D. and N. Kounang (1998). "Ecology of soil erosion in ecosystems." Ecosystems **1**(5): 416-426.
- Pouyat, R. V., M. J. McDonnell, et al. (1995). "Soil characteristics in oak stands along an urban-rural land use gradient." Journal of Environmental Quality **24**: 516–526.
- Poveda, K., I. Steffan-Dewenter, et al. (2003). "Effects of below- and above-ground herbivores on plant growth, flower visitation and seed set." Oecologia **135**(4): 601-605.
- Powell , J. R., Levy-Booth, D.J., Gulden, R.H., Asbil, W.L., Campbell, R.G., Dunfield, K.E., Hamill, A.S., Hart, M.M., Lerat, S., Nurse R.E., Pauls, K.P., Sikkema, P.H., Swanton, C.J., Trevors, J.T. and Klironomos, J.N. (2009). "Effects of genetically modified, herbicide-tolerant crops and their management on soil food web properties and crop litter decomposition." Journal of Applied Ecology **46**(2): 388 - 396.
- Prado, A., Airoldi, C. (1999). "The influence of moisture on microbial activity of soils " Thermochimica Acta **332**(1): 71-74.
- Pritekel, C., A. Whittemore-Olson, et al. (2006). "Impacts from invasive plant species and their control on the plant community and belowground ecosystem at Rocky Mountain National Park, USA." Applied Soil Ecology **32**(1): 132-141.
- Pulleman, M. M., J. Six, et al. (2005). "Soil organic matter distribution and microaggregate characteristics as affected by agricultural management and earthworm activity." European Journal of Soil Science **56**(4): 453-467.
- Purin, S., Rillig, M.C. (2007). "The arbuscular mycorrhizal fungal protein glomalin: Limitations, progress, and a new hypothesis for its function." Pedobiologia **51**(2): 123-130.
- Rantalainen, M. L., J. Haimi, et al. (2008). "Soil decomposer community as a model system in studying the effects of habitat fragmentation and habitat corridors." Soil Biology & Biochemistry **40**(4): 853-863.
- Ratsak, C. H., K. A. Maarsen, et al. (1996). "Effects of protozoa on carbon mineralization in activated sludge." Water Research **30**(1): 1-12.
- Reinhart, M. and N. Dollahon (2003). "Responses of coelomocytes from Lumbricus terrestris to native and non-native eukaryotic parasites." Pedobiologia **47**(5-6): 710-716.
- Reus, J., P. Leenderste, et al. (1999). Comparing Environmental Risk Indicators for Pesticides. Results of the European CAPER project. Utrecht, Centre for Agriculture and Environment.

- Rietz, D. N. and R. J. Haynes (2003). "Effects of irrigation-induced salinity and sodicity on soil microbial activity." Soil Biology & Biochemistry **35**(6): 845-854.
- Rillig, M. C. (2004). "Arbuscular mycorrhizae, glomalin, and soil aggregation." Canadian Journal of Soil Science **84**(4): 355-363.
- Ritz, K., B. S. Griffiths, et al. (1997). "Analysis of soil and bacterioplankton community DNA by melting profiles and reassociation kinetics." Fems Microbiology Letters **149**(2): 151-156.
- Robertson, G. P. and D. W. Freckman (1995). "The Spatial-Distribution of Nematode Trophic Groups across a Cultivated Ecosystem." Ecology **76**(5): 1425-1432.
- Robertson, G. P., K. M. Klingensmith, et al. (1997). "Soil resources, microbial activity, and primary production across an agricultural ecosystem." Ecological Applications **7**(1): 158-170.
- Robidoux, P. Y. and C. E. Delisle (2001). "Ecotoxicological evaluation of three deicers (NaCl, NaFo, CMA) - Effect on terrestrial organisms." Ecotoxicology and Environmental Safety **48**(2): 128-139.
- Robinson, A. F., C. C. Orr, et al. (1979). "Behavioral response of *Nothanguina phyllobia* to selected plant species." Journal of Nematology **11**(1): 73-77.
- Rodriguez-Echeverria, S., J. A. Crisostomo, et al. (2009). "Belowground mutualists and the invasive ability of *Acacia longifolia* in coastal dunes of Portugal." Biological Invasions **11**(3): 651-661.
- Rombke, J., A. M. Breure, et al. (2005). "Legislation and ecological quality assessment of soil: implementation of ecological indication systems in Europe." Ecotoxicology and Environmental Safety **62**(2): 201-210.
- Römbke, v. J. (1997). "Taxonomische Probleme in der terrestrischen Okotoxikologie (Laborebene)." Abh.Ber.Naturkundemus Görlitz **69**(2): 33-44.
- Rose, C. J. and A. W. Woods (1980). "Some environmental factors affecting earthworm populations and sweet potato production in the Tari Basin, Papua New Guinea." Papua New Guinea Agricultural Journal(31): 1-13.
- Rose, J. B., P. R. Epstein, et al. (2001). "Climate variability and change in the United States: Potential impacts on water- and foodborne diseases caused by microbiologic agents." Environmental Health Perspectives **109**: 211-221.
- Rossi, J. P., P. Lavelle, et al. (1997). "Relationships between spatial pattern of the endogeic earthworm *Polypheretima elongata* and soil heterogeneity." Soil Biology & Biochemistry **29**(3-4): 485-488.
- Rowntree, P. R., Callander, B.A., Cochrane J. (1991). "Modelling climate change and some potential effects on agriculture in the UK." Journal of the Royal Agricultural Society of England(152): 153-170.
- Roy, S. and M. M. Roy (2006). "Spatial distribution and seasonal abundance of soil mites and collembola in grassland and *Leucaena* plantation in a semi-arid region." Tropical Ecology **47**(1): 57-62.
- Ruess, L., A. Michelsen, et al. (1999). "Simulated climate change affecting microorganisms, nematode density and biodiversity in subarctic soils." Plant and Soil **212**(1): 63-73.
- Ruf, A., L. Beck, et al. (2003). "A biological classification concept for the assessment of soil quality: "biological soil classification scheme (BBSK)"." Agriculture, Ecosystems & Environment **98**: 263-271.

- Ruiz Camacho, N. (2004). "Mise au point d'un système de bio-indication de la qualité du sol basé sur l'étude des peuplements de macro-invertébrés." Ecology: 270.
- Rutgers, M., A. J. Schouten, et al. (2009). "Biological measurements in a nationwide soil monitoring network." European Journal of Soil Science: 1-13.
- Saby, N. P. A., P. H. Bellamy, et al. (2008). "Will European soil-monitoring networks be able to detect changes in topsoil organic carbon content?" Global Change Biology **14**(10): 2432-2442.
- Saetre, P. and E. Baath (2000). "Spatial variation and patterns of soil microbial community structure in a mixed spruce-birch stand." Soil Biology & Biochemistry **32**(7): 909-917.
- Sarig, S., E. B. Roberson, et al. (1993). "Microbial Activity Soil-Structure - Response to Saline Water Irrigation." Soil Biology & Biochemistry **25**(6): 693-697.
- Schadt, C. W., A. P. Martin, et al. (2003). "Seasonal dynamics of previously unknown fungal lineages in tundra soils." Science **301**(5638): 1359-1361.
- Schaefer, M. and J. Schauermaun (1990). "The soil fauna of beech forests: comparison between a mull and a moder soil." Pedobiologia **34**: 299-314.
- Scheu, S. (1987). "Microbial Activity and Nutrient Dynamics in Earthworm Casts (Lumbricidae)." Biology and Fertility of Soils **5**(3): 230-234.
- Scheu, S. (1992). "Automated Measurement of the Respiratory Response of Soil Microcompartments - Active Microbial Biomass in Earthworm Feces." Soil Biology & Biochemistry **24**(11): 1113-1118.
- Scheu, S. (2001). "Plants and generalist predators as links between the below-ground and above-ground system." Basic and Applied Ecology **2**(1): 3-13.
- Schils, R., Kuikman, P., Liski, J. (2008). Review of existing information on the interrelations between soil and climate change: 205.
- Schimel, J. P., Bennett, J. (2004). "Nitrogen mineralization: challenges of a changing paradigm. ." Ecology **85**: 591-602.
- Scholes, R. J. and R. Biggs (2005). "A biodiversity intactness index." Nature **434**: 45-49.
- Scholte, K., Veenbaasrijs, J.W., Labruyere, R.E. (1985). "Potato growing in short rotations and the effect of streptomyces spp.colletotrichum-coccodes, fusarium-tabacinum and verticillium-dahliae on plant-growth and tuber yield " Potato research **28**(3): 331-348.
- Schouten, A. J., L. Brussaard, et al. (1997). An indicator system for life support functions of the soil related to biodiversity. RIVM, Bilthoven.
- Seifert, E. K., J. D. Bever, et al. (2009). "Evidence for the evolution of reduced mycorrhizal dependence during plant invasion." Ecology **90**(4): 1055-1062.
- Semenzin, E., A. Critto, et al. (2009). "Ecosystem Impairment Evaluation on Biodiversity and Functional Diversity for Contaminated Soil Assessment." Integrated Environmental Assessment and Management **5**(3): ISSN 1551-3777(print)|1551-3793(electronic).
- Senapati, B. K., Lavelle, P., Panigrahi, P.K., Giri, S., Brown, G.G. (2000). Case Studies and Practices for Improved Soil Biological Management: Case 1 - Restoring soil fertility and enhancing productivity in Indian tea plantations with earthworms and organic fertilizers. L. a. W. d.-S. B. P. FAO. Roma.

- Setälä, H. (1990). Effects of soil fauna on decomposition and nutrient dynamics in coniferous forest soil. Jyväskylä, Finland, University of Jyväskylä.
- Setälä H, Haimi J, et al. (1988). "A microcosm study on the respiration and weight loss in birch litter and raw humus as influenced by soil fauna." Biol. Fertil. Soils **5**: 282-287.
- Setälä, H., J. Haimi, et al. (1988). "A microcosm study on the respiration and weight-loss in birch litter and raw humus as influenced by soil fauna." Biology and Fertility of Soils **5**(4): 282-287.
- Setälä, H. and V. Huhta (1991). "Soil fauna increase betula-pendula growth - laboratory experiments with coniferous forest floor." Ecology **72**(2): 665-671.
- Setälä, H., E. Martikainen, et al. (1990). "Effects of soil fauna on leaching of nitrogen and phosphorus from experimental systems simulating coniferous forest floor." Biology and Fertility of Soils **10**(3): 170-177.
- Setälä, H., M. Tynnismäa, et al. (1991). "Mineralization of C, N and P in Relation to Decomposer Community Structure in Coniferous Forest Soil." Pedobiologia **35**(5): 285-296.
- Shipitalo M J and Protz R (1989). "Chemistry and micromorphology of aggregation in earthworm casts." Geoderma **45**: 357-374.
- Siegrist, S., D. Schaub, et al. (1998). "Does organic agriculture reduce soil erodibility? The results of a long-term field study on loess in Switzerland." Agriculture Ecosystems & Environment **69**(3): 253-264.
- Siepel, H. (1996). "Biodiversity of soil microarthropods: The filtering of species." Biodiversity and Conservation **5**(2): 251-260.
- Sinclair, B. J., M. B. Scott, et al. (2006). "Determinants of terrestrial arthropod community composition at Cape Hallett, Antarctica." Antarctic Science **18**(3): 303-312.
- Singer, A. C., Jurya, W., Luepromchaia, E., Yahng, C.-S., Crowley, D.E. (2001). "Contribution of earthworms to PCB bioremediation." Soil Biology & Biochemistry **33**: 765-776.
- Six, J., H. Bossuyt, et al. (2004). "A history of research on the link between (micro)aggregates, soil biota, and soil organic matter dynamics." Soil & Tillage Research **79**(1): 7-31.
- Sjursen, H. and M. Holmstrup (2004). "Cold and drought stress in combination with pyrene exposure: studies with *Protaphorura armata* (Collembola : Onychiuridae)." Ecotoxicology and Environmental Safety **57**(2): 145-152.
- Smith, J., S. Potts, et al. (2008). "The value of sown grass margins for enhancing soil macrofaunal biodiversity in arable systems." Agriculture Ecosystems & Environment **127**(1-2): 119-125.
- Smith, J. L., J. J. Halvorson, et al. (2002). "Soil properties and microbial activity across a 500 m elevation gradient in a semi-arid environment." Soil Biology & Biochemistry **34**(11): 1749-1757.
- Smith, R. S., Shiel, R. S., Bardgett, R. D., Millward, D., Corkhill, P., Evans, P., Quirk, H., Hobbs, P. J., Kometa, S. T. (2008). "Long-term change in vegetation and soil microbial communities during the phased restoration of traditional meadow grassland." J. Appl. Ecol. **45**(2): 670-679.
- Sochová, I., Hofman, J., Holoubek, I. (2007). "Effects of seven organic pollutants on soil nematode *Caenorhabditis elegans*." Environment International **33**: 798-804.

- SoCo (2009). Final Report of the Project 'Sustainable Agriculture and Soil Conservation'.
- Song, Y., Zhu, L.S., Wang, J., Wang, J.H., Liu, W. Xie, H. (2009). "DNA damage and effects on antioxidative enzymes in earthworm (*Eisenia foetida*) induced by atrazine." Soil Biology and Biochemistry **41**(5).
- Sorvari, J., L. M. Rantala, et al. (2007). "Heavy metal pollution disturbs immune response in wild ant populations." Environmental Pollution **145**: 324-328.
- Sowerby, A., B. A. Emmett, et al. (2008). "Contrasting effects of repeated summer drought on soil carbon efflux in hydric and mesic heathland soils." Global Change Biology **14**(10): 2388-2404.
- Spain, A. V. and J. G. Mclvor (1988). "The Nature of Herbaceous Vegetation Associated with Termitaria in Northeastern Australia." Journal of Ecology **76**(1): 181-191.
- Sparling, G. P. (1997). Soil microbial biomass, activity and nutrient cycling as indicators of soil health Wallingford ; New York (USA), CAB International.
- Spurgeon, D. J. and S. P. Hopkin (1996). "The effects of metal contamination on earthworm populations around a smelting works: Quantifying species effects." Applied Soil Ecology **4**(2): 147-160.
- Spurgeon, D. J. and S. P. Hopkin (1999). "Comparisons of metal accumulation and excretion kinetics in earthworms (*Eisenia fetida*) exposed to contaminated field and laboratory soils." Applied Soil Ecology **11**(2-3): 227-243.
- Stanton, N. L. (1988). "The underground in grasslands." Annual Review of Ecology and Systematics **19**: 573-589.
- Stinson, K. A., S. A. Campbell, et al. (2006). "Invasive plant suppresses the growth of native tree seedlings by disrupting belowground mutualisms." Plos Biology **4**(5): 727-731.
- Stotzky, G. (1997). Soil as an environment for microbial life. Modern Soil Microbiology.
- Strong, D. T., H. De Wever, et al. (2004). "Spatial location of carbon decomposition in the soil pore system." European Journal of Soil Science **55**(4): 739-750.
- Sturz, A. V. and J. Kimpinski (1999). "Effects of fosthiazate and aldicarb on populations of plant-growth-promoting bacteria, root-lesion nematodes and bacteria feeding nematodes in the root zone of potatoes." Plant Pathology **48**(1): 26-32.
- Swift M J, Heal O W, et al. (1979). Decomposition in terrestrial ecosystems. Oxford, Blackwell Scientific.
- Swift, M. J., A. M. N. Izac, et al. (2004). "Biodiversity and ecosystem services in agricultural landscapes - are we asking the right questions?" Agriculture Ecosystems & Environment **104**(1): 113-134.
- Taubes, G. (2008). "The bacteria fight back." Science **321**(5887): 356-361.
- TGD (2003). Technical Guidance Document on Risk Assessment in support of Commission Directive 93/67/EEC on risk assessment of new notified substances, Commission Regulation (EC) No 1488/94 on risk assessment for existing substances and Directive 98/8/EC of the European Parliament and of the Council concerning the placing of biocidal products on the market. , European Commission Joint Research Centre.
- Thurston, G. S., Y. S. Ni, et al. (1994). "Influence of Salinity on Survival and Infectivity of Entomopathogenic Nematodes." Journal of Nematology **26**(3): 345-351.

- Tiessen, H., E. Cuevas, et al. (1994). "The role of soil organic matter in sustaining soil fertility." *Nature* **371**(6500): 783-785.
- Tilman, D. and J. A. Downing (1994). "Biodiversity and Stability in Grasslands." *Nature* **367**(6461): 363-365.
- Tilman, D., J. Fargione, et al. (2001). "Forecasting agriculturally driven global environmental change." *Science* **292**(5515): 281-284.
- Tiwari, S. C., Tiwari B. K. and Mishra R. R. (1987). "The influence of moisture regimes on the population and activity of soil microorganisms." *Plant and Soil* **101**(1): 133-136.
- Torsvik, V. and L. Ovreas (2002). "Microbial diversity and function in soil: from genes to ecosystems." *Current Opinion In Microbiology* **5**(3): 240-245.
- Torsvik, V., L. Ovreas, et al. (2002). "Prokaryotic diversity - Magnitude, dynamics, and controlling factors." *Science* **296**(5570): 1064-1066.
- Toutain, F., G. Villemin, et al. (1982). "Ultrastructural-Study of Processes of Biodegradation .2. Model Enchytraeids-Foliage Litter." *Pedobiologia* **23**(2): 145-156.
- Tsukamoto, J., Sabang, J. (2005). "Soil macro-fauna in an Acacia mangium plantation in comparison to that in a primary mixed dipterocarp forest in the lowlands of Sarawak, Malaysia." *Pedobiologia*(49): 69-80.
- Tugel, A., Lewandowski, A., Happe-vonArb, D. (2000). *Soil Biology Primer*. I. S. a. W. C. S. Rev. ed. Ankeny.
- Turrini, A., Sbrana, C., Giovannetti, M. (2008). Experimental Systems to Monitor the Impact of Transgenic Corn on Keystone Soil Microorganisms. *16th IFOAM Organic World Congress*. Modena, Italy.
- UNEP/CBD (2007). In-depth review of the programme of work on agricultural biodiversity - Note by the Executive Secretary., UNEP.
- Van der Putten, W. H. (2003). "Plant defense belowground and spatiotemporal processes in natural vegetation." *Ecology* **84**(9): 2269-2280.
- van der Putten, W. H., R. Cook, et al. (2006). Nematode interactions in nature: Models for sustainable control of nematode pests of crop plants? *Advances In Agronomy, Vol 89*. San Diego, Elsevier Academic Press Inc. **89**: 227-260.
- van der Putten, W. H., J. N. Klironomos, et al. (2007). "Microbial ecology of biological invasions." *Isme Journal* **1**(1): 28-37.
- van der Putten, W. H., G. A. Kowalchuk, et al. (2007). "Soil feedback of exotic savanna grass relates to pathogen absence and mycorrhizal selectivity." *Ecology* **88**(4): 978-988.
- Van der Putten, W. H. and C. D. Van der Stoel (1998). "Plant parasitic nematodes and spatio-temporal variation in natural vegetation." *Applied Soil Ecology* **10**(3): 253-262.
- Van der Putten, W. H., C. Van Dijk, et al. (1993). "Plant-specific soil-borne diseases contribute to succession in foredune vegetation." *Nature* **362**(6415): 53-56.
- Van der Putten, W. H., L. E. M. Vet, et al. (2001). "Linking above- and belowground multitrophic interactions of plants, herbivores, pathogens and their antagonists." *Trends in Ecology and Evolution* **16**: 547-554.
- Van der Putten, W. H., G. W. Yeates, et al. (2005). "Invasive plants and their escape from root herbivory: a worldwide comparison of the root-feeding nematode communities of the



- dune grass *Ammophila arenaria* in natural and introduced ranges." Biological Invasions **7**(4): 733-746.
- Van der Stoel, C. D. and W. H. Van der Putten (2006). "Dispersal strategy of cyst nematodes (*Heterodera arenaria*) in the plant root zone of mobile dunes and consequences for emergence, survival and reproductive success." Applied Soil Ecology **34**(2-3): 176-183.
- van der Wal, A., J. A. van Veen, et al. (2006). "Fungal biomass development in a chronosequence of land abandonment." Soil Biology & Biochemistry **38**(1): 51-60.
- van Elsas, J. D., A. Speksnijder, et al. (2008). "A procedure for the metagenomics exploration of disease-suppressive soils." Journal of Microbiological Methods **75**(3): 515-522.
- Van Grunsven, R. H. A., W. H. Van der Putten, et al. (2009). "Plant-soil interactions change along a range expansion gradient." Global Change Biology (in press): 1050-1057.
- van Grunsven, R. H. A., W. H. van der Putten, et al. (2007). "Reduced plant-soil feedback of plant species expanding their range as compared to natives." Journal Of Ecology **95**(5): 1050-1057.
- van Straalen, N. M. (1998). "Evaluation of bioindicator systems derived from soil arthropod communities." Applied Soil Ecology **9**(1-3): 429-437.
- Van Straalen, N. M. and H. A. Verhoeff (1997). "The development of a bioindicator system for soil acidity based on arthropod pH preferences." J. Appl. Ecol. **34**: 217-232.
- Van Veen, J. A. and P. J. Kuikman (1990). "Soil Structural Aspects of Decomposition of Organic Matter by Microorganisms." Biogeochemistry (Dordrecht) **11**(3): 213-234.
- Vannier, G. (1994). "The Thermobiological Limits of Some Freezing Intolerant Insects - the Supercooling and Thermostupor Points." Acta Oecologica-International Journal of Ecology **15**(1): 31-42.
- Velasquez, E., P. Lavelle, et al. (2007). "GIQS: a multifunctional indicator of soil quality." Soil Biol. Biochem. **39**: 3066-3080.
- Vercesi, M. L., P. H. Krogh, et al. (2006). "Can *Bacillus thuringiensis* (Bt) corn residues and Bt-corn plants affect life-history traits in the earthworm *Aporrectodea caliginosa*?" Applied Soil Ecology **32**(2): 180-187.
- Virginia, R. A., W. M. Jarrell, et al. (1992). "Soil biota and soil properties in the surface rooting zone of mesquite (*Prosopis glandulosa*) in historical and recently desertified chihuahuan desert habitats." Biology and Fertility of Soils **14**(2): 90-98.
- Vogelsang, K. M. and J. D. Bever (2009). "Mycorrhizal densities decline in association with nonnative plants and contribute to plant invasion." Ecology **90**(2): 399-407.
- Volz, H. (1962). "Beiträge zu einer pedozoologischen Standortslehre." Pedobiology **1**: 242-290.
- Vos, P., Meelis, E., Terkeurs, W.J. (2000). "A framework for the design of ecological monitoring programs as a tool for environmental and nature management." Environmental Monitoring and Assessment **61**: 317-344.
- Waid, J. S. (1999). "Does soil biodiversity depend upon metabiotic activity and influences? ." Applied Soil Ecology **13**(2): 151-158.
- Waite, I. S., A. G. O'Donnell, et al. (2003). "Design and evaluation of nematode 18S rDNA primers for PCR and denaturing gradient gel electrophoresis (DGGE) of soil community DNA." Soil Biol. Biochem. **35**: 1165-1173.


- Wall, D. H. and R. A. Virginia (1999). "Controls on soil biodiversity: insights from extreme environments." Applied Soil Ecology **13**(2): 137-150.
- Wall, D. H., R. A. Virginia, et al. (2000). "The world beneath our feet: soil biodiversity and ecosystem functioning." Nature and human society: the quest for a sustainable world. Proceedings of the 1997 Forum on Biodiversity.: 225-241.
- Ward, N. L. and G. J. Masters (2007). "Linking climate change and species invasion: an illustration using insect herbivores." Global Change Biology **13**(8): 1605-1615.
- Wardle, D. A. (2002). Communities and ecosystems - Linking the aboveground and belowground components. Princeton university Press.
- Wardle, D. A. (2002). Communities and ecosystems: linking the aboveground and belowground components. Princeton, Princeton University Press.
- Wardle, D. A., R. D. Bardgett, et al. (2004). "Ecological linkages between aboveground and belowground biota." Science **304**(5677): 1629-1633.
- Wardle, D. A., K. I. Bonner, et al. (1999). "Plant removals in perennial grassland: Vegetation dynamics, decomposers, soil biodiversity, and ecosystem properties." Ecological Monographs **69**(4): 535-568.
- Wardle, D. A., G. W. Yeates, et al. (2001). "Impacts of ground vegetation management strategies in a kiwifruit orchard on the composition and functioning of the soil biota." Soil Biology & Biochemistry **33**(7-8): 893-905.
- Wasilewska, L. (1994). "The effect of age of meadows on succession and diversity in soil nematode communities." Pedobiologia **38**(1): 1-11.
- Watt, A., Fuller, R., Chamberlain, D., van Swaay, C., Scheidegger, C., Stofer, S., Fernandez-Gonzalez, F., Niemela, J., Lavelle, P., Dubs, F., Sousa, J.P., Koch, B., Ivits, E., Sanz, P.G., Bolger, T., Korsos, Z., Vanbergen, A. (2004). Biodiversity assessment—final report of the BioAssess project, Submitted to Research DG DI-2 Biodiversity and Global Change.
- Weinert, N., Meincke, R., Gottwald, C., Radl, V., Dong, X., Schloter, M., Berg, G. and Smalla K. (2009). "Effects of genetically modified potatoes with increased zeaxanthin content on the abundance and diversity of rhizobacteria with in vitro antagonistic activity do not exceed natural variability among cultivars " Plant and Soil.
- Weller, D. M., Thomashow, L.S. and Cook, R.J. (1995). Biological control of soil-borne pathogens of wheat: benefits, risks and current challenges. Biological Control: Benefits and Risks. H. M. a. L. Hokkanen, J.M. , Cambridge University Press,. **4**: 149-160.
- Whalley, W. R., E. Dumitru, et al. (1995). "Biological Effects of Soil Compaction." Soil & Tillage Research **35**(1-2): 53-68.
- White, J. D. and S. W. Running (1994). "Testing scale dependent assumptions in regional ecosystems simulations." Journal of Vegetation Science **5**: 687-702.
- Whitman, W. B., D. C. Coleman, et al. (1998). "Prokaryotes: The unseen majority." Proceedings of the National Academy of Sciences of the United States of America **95**(12): 6578-6583.
- Whittaker, J. B., Tribe N.P. (1996). "An altitudinal transect as an indicator of responses of a spittlebug (Auchenorrhyncha: Cercopidae) to climate change. ." European Journal of Entomology(93): 319-324.
- Williamson, M. (1996). Biological invasions. London, Chapman and Hall.

- Wilson, E. O. and B. Holldobler (2005). "The rise of the ants: A phylogenetic and ecological explanation." Proceedings of the National Academy of Sciences of the United States of America **102**(21): 7411-7414.
- Wolters, V. (2001). "Biodiversity of soil animals and its function." European Journal Of Soil Biology **37**(4): 221-227.
- Wong, V. N. L., R. C. Dalal, et al. (2008). "Salinity and sodicity effects on respiration and microbial biomass of soil." Biology and Fertility of Soils **44**(7): 943-953.
- Woodman, J. D., Baker, G.H., Evans, T.A., Colloff, M.J., and Andersen A.N. (2008). Soil biodiversity and ecology. Canberra, Natural Heritage Trust: 127.
- Woodward, F. I., Bardgett, R.D., Raven, J.A., Hetherington, A.M. (2009). "Biological Approaches to Global Environment Change Mitigation and Remediation." Current Biology **19**(14): R615-R623.
- Wurst, S., D. Dugassa-Gobena, et al. (2004). "Combined effects of earthworms and vesicular-arbuscular mycorrhizas on plant and aphid performance." New Phytologist **163**(1): 169-176.
- Wurst, S., R. Langel, et al. (2005). "Do endogeic earthworms change plant competition? A microcosm study." Plant and Soil **271**(1-2): 123-130.
- Yair, A. (1995). "Short and Long-Term Effects of Bioturbation on Soil-Erosion, Water-Resources and Soil Development in an Arid Environment." Geomorphology **13**(1-4): 87-99.
- Yang, X. E., Long, X.X., Ye, H.B., He, Z.L., Calvert, D.V., Stofella, P.J. (2004). "Cadmium tolerance and hyperaccumulation in a new Zn-hyperaccumulating plant species (*Sedum alfredii* Hance)." Plant Soil(259): 181-189.
- Yeates, G. W. (1999). "Effects of plants on nematode community structure." Annual Review of Phytopathology **37**: 127-149.
- Yeates, G. W. (2003). "Nematodes as soil indicators: functional and biodiversity aspects." Biol. Fertil. Soils **37**: 199-210.
- Yeates, G. W. (2009). Plant nematodes: methodology, morphology, systematics, biology and ecology BRILL.
- Yeates, G. W., R. D. Bardgett, et al. (1997). "Faunal and microbial diversity in three Welsh grassland soils under conventional and organic management regimes." Journal Of Applied Ecology **34**(2): 453-470.
- Yeates, G. W., D. A. Wardle, et al. (1999). "Responses of soil nematode populations, community structure, diversity and temporal variability to agricultural intensification over a seven-year period." Soil Biology & Biochemistry **31**(12): 1721-1733.
- Young, I. M., E. Blanchart, et al. (1998). "The interaction of soil biota and soil structure under global change." Global Change Biology **4**(7): 703-712.
- Young, I. M. and J. W. Crawford (2004). "Interactions and self-organisation in the soil-microbe complex." Science **304**: 1634-1637.
- Zak, D. R., K. S. Pregitzer, et al. (2000). "Atmospheric CO<sub>2</sub> and the composition and function of soil microbial communities." Ecological Applications **10**(1): 47-59.





ISBN 978-92-79-20668-9



9 789279 206689