

Surrender allowances

Version 1: 01.12.2023

This transaction type is available only for operator and aircraft operator holding accounts in the Union Registry. In fact, every year, installations and aircraft operators must offset their (verified) emissions of the previous year. This offsetting is carried out by transferring to the Union Deletion Account an amount of general allowances or aviation allowances, European or Swiss (EUA, EUAA, CHU, CHUA), at least equal to the amount of verified emissions.

The surrender of allowances must be **proposed** by an authorized representative and **approved** by another authorized representative of the account having the right, respectively, to initiate and approve processes.

This type of transaction can be initiated at any time or day of the week, and is **executed immediately** after approval.


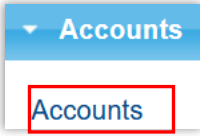
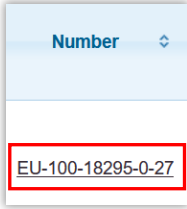
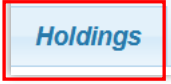
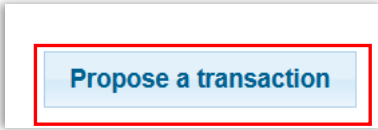
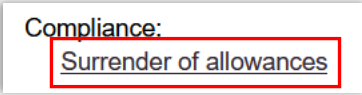
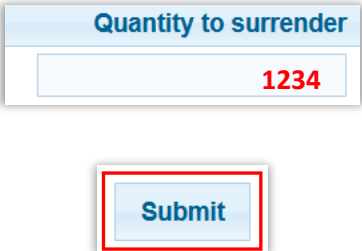
When proposing a surrender transaction, the authorized representative will not have to select any **acquiring account** as the system automatically identifies the Union Deletion Account, after the proposed transaction.

If a surrender transaction has been initiated in error, the account holder may propose to the national administrator to carry out a **reversal** of the completed transaction, in a written request.

The request, including a statement indicating that the transaction was initiated erroneously or unintentionally, must be duly signed by the account holder's representative(s) who are authorized to initiate the transaction to be reversed and shall be posted within ten working days of the finalization of the process.

If the national administrator agrees with the request, it is sent to the central administrator (the European Commission) asking to reverse the transaction in the Italian section of the Union Registry. The Central Administrator approves the reversal provided that 1) the transaction was not completed more than 30 working days prior to the National Administrator's proposal and 2) the operator or aircraft operator is still in compliance after the reversal.

Follow the instructions in the table to propose the surrender

Interface element	Action
<p>1</p> 	<p>Log into the italian section of the Union Registry at https://unionregistry.ec.europa.eu/euregistry/IT</p> <p>Login issue? Follow the instructions shown in the tutorial Log into the Registry in the Tutorial and Guide section of the ARIET website</p>
<p>2</p> 	<p>Click Accounts from the Accounts menu. All accounts you are appointed to as representative are displayed.</p>
<p>3</p> 	<p>Click the account number you want to work with in the Number column</p>
<p>4</p> 	<p>Click on the Holdings tab</p>
<p>5</p> 	<p>Click Propose a transaction</p>
<p>6</p> 	<p>Click Surrender of allowances</p>
<p>7</p> 	<p>Indicate the number of allowances to surrender and click Submit</p>

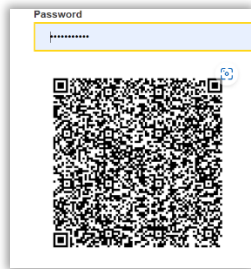
Interface element	Action
-------------------	--------

8



Review the quantity to surrender entered and then click **Confirm**

9



Sign your operation through EU Login: enter your **password**, open the EU Login mobile App on your mobile device and scan the **QR code**.

Enter the **values** provided by EU Login on the app and click “Next”, enter the code generated by the app and click **Sign**.



Done!

Attention: the proposal **must be approved** by another authorised representative with the right “*approver only*” or “*initiator and approver*”. Follow the instructions shown in the tutorial **Approve an operation** in the [Tutorial and Guide](#) section of the ARIET website.

Please note that an account holder may decide not to require the approval of a second authorized representative to execute transactions (this decision may be revoked at any time). The decision, or the revocation of this decision, must be communicated via the ARIET website (please refer to the page [Changing the account security levels](#)).