



Italy

Tutorial to operate in the Registry



User unenrolment

Version 1: 01.12.2023


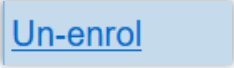
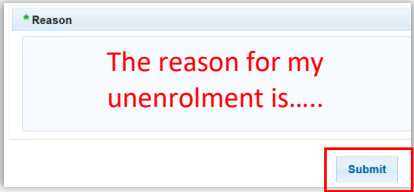
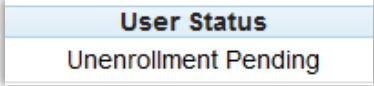

Every user appointed to one or more accounts in the Italian Emissions Trading Registry can request his/her unenrolment, if:

- has suspicion that someone is using his/her own identity to access the Registry;
- no longer has any role within the Registry (e.g. no longer works with the ETS).

Please note that unenrolment definitively precludes access to the Registry and the user can no longer be reactivated.

Attention: The online request in the Registry will be approved by the National Administrator only following the opening of the procedure [Unenrol user](#), available on the [ARIET](#) website.

Follow the instructions in the table to request your unenrolment

Interface element	Action
<p>1</p> 	<p>Log into the italian section of the Union Registry at https://unionregistry.ec.europa.eu/euregistry/IT</p> <p>Login issue? Follow the instructions shown in the tutorial Log into the Registry in the Tutorial and Guide section of the ARIET website</p>
<p>2</p> 	<p>Click Un-enrol from the left menu below your URID</p>
<p>3</p> 	<p>Enter the reason of your unenrollment request (mandatory) and click Submit</p>
<p>4</p> 	<p>Your unenrollment request will be submitted for approval by National Administrator. In the meantime, you will not be able to access the Union Registry (user suspended).</p>
 <p>Done!</p>	